

Nasal Motifs in Maya Iconography



Harri Kettunen

*Academic Dissertation
Second Revised Edition
2006*

Copyright Harri Kettunen
ISBN 952-10-3383-5 (PDF)

Renvall Institute
University of Helsinki
August 2006

*Nasal Motifs in
Maya Iconography*

CONTENTS:

CONTENTS:	1
LIST OF TABLES AND CHARTS	3
LIST OF MAPS	10
LIST OF FIGURES	11
ACKNOWLEDGEMENTS	17
INTRODUCTION	18
STRUCTURE OF THE PRESENT STUDY	19
PREVIOUS RESEARCH	21
NOTE ON THE ORTHOGRAPHY AND PRONUNCIATION	21
CHRONOLOGY	25
THE CONCEPT “MAYA”	32
1. SOURCES	35
1.1. MAYA ART	39
1.2. OTHER SOURCES	47
1.2.1. Hieroglyphic Texts	47
1.2.2. Archaeological Material	50
1.2.3. Post-Conquest Native Texts and Other Historical Sources	50
1.2.4. Maya Languages	50
1.2.5. Ethnographic, Ethnological, and Ethnozoological Data	50
2. METHODS	53
3. CLASSIFICATION OF AGENTS INVOLVED IN THIS STUDY	63
3.1. HUMAN BEINGS	66
3.1.1. Identifiable or Apparent Human Beings vs. Humanlike Figures	66
3.1.2. Dwarfs	69
3.2. DEITIES AND OTHER SUPERNATURAL ENTITIES	71
3.2.1. Deities	71
3.2.2. Anthropomorphic Beings	73
3.2.3. Zoomorphic Creatures	75
3.2.3.1. Dragons	78
3.2.3.2. Witz Monsters	89
3.2.3.3. Other Zoomorphic Creatures	91
3.3. ANIMALS	92
3.4. CLASSIFICATION OF AGENTS: EMIC VS. ETIC PERSPECTIVES	96
3.5. CENTIPEDES, SNAKES, AND DRAGONS: INTERDISCIPLINARY CONSIDERATIONS	97
4. TYPOLOGICAL CLASSIFICATION OF NASAL MOTIFS IN MAYA ART	103
4.1. ORIGIN OF THE DESIGNS AND PARALLEL MOTIFS IN OTHER ICONOGRAPHIC CONTEXTS	103
4.2. TYPES OF NASAL MOTIFS	111
4.2.1. Shuttlecocks, Tassels, and Separate Multipartite Motifs	114
4.2.2. Round and Oval Designs	121
4.2.3. Knots	125
4.2.4. Tubular Designs	129
4.2.5. Dragon Snouts: Nasal Motifs of Abbreviated Masks?	137
4.2.6. Tripartite and Quadripartite Motifs	141
4.2.7. Scrolls	142
4.2.8. Dorsal Nasal Motifs	143
4.2.9. Paired (Type ‘2nm’) Nasal Motifs	144
4.2.10. Nasal Motifs Most Commonly Attributed to Animal Figures	146
4.2.11. Other Designs	148
4.3. POSITION OF THE MOTIFS	150

5. STATISTICAL ANALYSES OF NASAL MOTIFS IN MAYA ART	163
5.1. GENERAL STATISTICS	163
5.1.1. <i>Ceramics</i>	163
5.1.2. <i>Monumental Art</i>	167
5.2. DISTRIBUTION OF NASAL MOTIFS: STATISTICAL ANALYSES PERTAINING TO THE PRESENCE AND ABSENCE OF NASAL MOTIFS	169
5.2.1. <i>Analyses Based on Various Scene Categories</i>	169
5.2.2. <i>Agent-focusing Analyses</i>	176
5.2.3. <i>Regional Analyses</i>	181
5.2.4. <i>Analyses Based on Different Architectural Contexts</i>	187
5.2.5. <i>Diachronic Analyses</i>	188
5.3. DISTRIBUTION OF NASAL MOTIFS: TYPOLOGICAL AND DIACHRONIC ANALYSES	194
5.3.1. <i>Typology: General Statistics</i>	194
5.3.2. <i>Diachronic Analyses</i>	196
5.3.2.2. <i>Analyses Based on Selected Typological Categories</i>	209
5.3.2.3. <i>Diffusion of Selected Typological Categories of Nasal Motifs in Monumental Art</i>	215
5.4. ANALYSES BASED ON VARIOUS AGENTS	221
5.4.1. <i>Human and Humanlike Figures</i>	221
5.4.2. <i>Dwarfs</i>	227
5.4.3. <i>Deities</i>	229
5.4.4. <i>Dragon Figures</i>	235
5.4.5. <i>Other Zoomorphs</i>	236
5.4.6. <i>Animals</i>	238
5.5. STATISTICAL ANALYSES BASED ON RESTRICTED DISTRIBUTION: THE CASE OF MAYA CODICES	244
5.5.1. <i>General Remarks</i>	244
5.5.2. <i>Statistical Analyses</i>	245
6. CASE STUDY: PAIRED SCENES INVOLVING NASAL MOTIFS IN CERAMICS	250
7. IMPLICATIONS	273
CONCLUSIONS	306
ABSTRACT.....	310
 APPENDICES	 311
APPENDIX A: SUPPLEMENTARY TABLES, CHARTS, AND FIGURES	311
APPENDIX B: CODES FOR ARCHAEOLOGICAL SITES	397
APPENDIX C: AN ANNOTATED CATALOG OF NASAL MOTIFS IN THE CERAMIC CORPUS	399
APPENDIX D: AN ILLUSTRATED SAMPLE CATALOG OF NASAL MOTIFS IN MONUMENTAL ART	573
APPENDIX E: A CATALOG OF NASAL MOTIFS IN MONUMENTAL ART	607
APPENDIX F: A CATALOG OF PRINCIPAL AGENTS IN MONUMENTAL ART	669
APPENDIX G: PRESENCE AND ABSENCE OF NASAL MOTIFS PERTAINING TO PRINCIPAL AGENTS IN MONUMENTAL ART (PER MONUMENT)	681
APPENDIX H: AN ILLUSTRATED CATALOG OF NASAL MOTIFS IN THE CODICES	690
APPENDIX I: AN ILLUSTRATED SAMPLE CATALOG OF NASAL MOTIFS: MISCELLANEOUS ARTIFACTS.....	701
APPENDIX J: AN ILLUSTRATED SAMPLE CATALOG OF NASAL MOTIFS IN THE HIEROGLYPHIC CORPUS.....	709
APPENDIX K: AN ILLUSTRATED SAMPLE CATALOG OF NASAL MOTIFS IN THE ART OF OTHER MESOAMERICAN CULTURES.....	722
APPENDIX L: CHECK-LIST OF THE TYPOLOGICAL CATEGORIES OF NASAL MOTIFS.....	726
APPENDIX M: GLOSSARY OF SUPERNATURALS	743
 REFERENCES CITED	 751

LIST OF TABLES AND CHARTS

Table 1:	Classic Maya consonants.....	24
Table 2:	Classic Maya vowels	24
Table 3:	Periodization according to Spinden (1913).....	25
Table 4:	Periodization according to Morley (1915).....	26
Table 5:	Periodization according to Morley (1920).....	27
Table 6:	Periodization according to Morley (1946).....	27
Table 7:	Periodization according to Proskouriakoff (1950).....	28
Table 8:	Periodization according to Thompson (1950, 1954, 1960, and 1966).....	28
Table 9:	Periodization according to Coe (1966, 1980).....	29
Table 10:	Periodization according to Morley, Brainerd, and Sharer (1983) and Sharer (1994).....	29
Table 11:	Schematic overview of various periodizations in miscellaneous publications from 1913 to 1999.....	30
Table 12:	Periodization in the present volume	31
Table 13:	Rough estimates of the dates in the ceramic analysis as compared to Long Count dates.....	31
Table 14:	General associations between different types of source material and various fields of studies.....	37
Table 15:	Various designations of written sources in assorted dissertations	38
Table 16:	Panofsky's (1939) description of the stages and levels involved in iconographic interpretation	41
Table 17:	Sources for the drawings and photos of monumental art: thoroughly consulted publications.....	44
Table 18:	Primary research questions.....	58
Table 19:	A schematic outline model showing relevant variables pertaining to the multivariate analyses of the presence and absence of nasal motifs in Maya art	60
Table 20:	Examples of broad and narrow designations of agents in Maya art	64
Table 21:	Comparison of agents possessing nasal motifs in ceramics vs. monumental art	65
Table 22:	Examples of broad and narrow designations of zoomorphic creatures in Maya art	75
Table 23:	Statistics of various analyzed units pertaining to dragon-like and other zoomorphic creatures in Maya ceramics.....	76
Table 24:	Statistics of various analyzed units pertaining to dragon-like and other zoomorphic creatures in Maya ceramics (continued).....	77
Table 25:	A selection of designations for the principal zoomorphic creature on Yaxchilan Lintel 25	78
Table 26:	Names and taxonomic descriptions of animals examined in this study	94
Table 27:	Names and taxonomic descriptions of animals examined in this study (continued).....	95
Table 28:	Nasal motifs with potential ossiform shapes	108
Table 29:	Comparison between the descriptions of nasal motifs in Proskouriakoff (1950) and this volume	112
Table 30:	Typological groups of different nasal motifs.....	113
Table 31:	Typological groups of different nasal motifs (broad and narrow designation).....	114
Table 32:	Examples of type 'sc' nasal motifs (broad designation)	115
Table 33:	Examples of types 'sc1' and 'sc2' nasal motifs (narrow designation).....	115
Table 34:	Examples of type 'ab' nasal motifs (narrow designation)	116
Table 35:	Examples of type 'sc w/f' nasal motifs (broad/narrow designation)	118
Table 36:	Examples of type 'round w/f' nasal motifs (broad/narrow designation)	118
Table 37:	Examples of type '2-part' nasal motifs (broad/narrow designation)	119
Table 38:	Examples of type '2-part w/f' nasal motifs (broad/narrow designation)	120
Table 39:	Examples of type '3-part' nasal motifs (broad/narrow designation)	120
Table 40:	Examples of type '3-part w/f' nasal motifs (broad/narrow designation)	120
Table 41:	Examples of type '4-part' nasal motifs (broad/narrow designation)	120
Table 42:	Examples of type '4-part w/f' nasal motifs (broad/narrow designation)	121
Table 43:	Examples of type 'round' nasal motifs (broad designation)	122
Table 44:	Examples of type 'round' nasal motifs (narrow designation).....	122
Table 45:	Examples of type 'oval' nasal motifs (narrow designation)	123
Table 46:	Examples of type 'disc' nasal motifs (narrow designation).....	123
Table 47:	Examples of type '2 round' nasal motifs (broad designation).....	124
Table 48:	Examples of type '2Rf' nasal motifs (broad designation)	124
Table 49:	Examples of type '2Ro' nasal motifs (broad designation).....	125
Table 50:	Examples of type '2Rp' nasal motifs (broad designation).....	125
Table 51:	Examples of type 'knot w/f' nasal motifs (broad and narrow designation).....	128
Table 52:	Examples of type '2 knots w/f' nasal motifs (broad and narrow designation).....	129
Table 53:	Examples of type '3 knots w/f' nasal motifs (broad and narrow designation).....	129

Table 54: Examples of type ‘bone’ nasal motifs (broad designation).....	130
Table 55: Examples of type ‘2 bones’ nasal motifs (broad designation)	131
Table 56: Examples of type ‘3 bones’ nasal motifs (broad designation)	131
Table 57: Examples of type ‘nb’ nasal motifs (broad designation)	132
Table 58: Examples of type ‘nb w/f’ nasal motifs (broad designation)	132
Table 59: Examples of type ‘BO1’ nasal motifs (narrow designation).....	133
Table 60: Examples of type ‘BO2’ nasal motifs (narrow designation).....	133
Table 61: Examples of type ‘BO3’ nasal motifs (narrow designation).....	134
Table 62: Examples of type ‘BO4’ nasal motifs (narrow designation).....	134
Table 63: Examples of type ‘nb-BO1’ nasal motifs (narrow designation)	135
Table 64: Examples of type ‘nb-BO4’ nasal motifs (narrow designation)	135
Table 65: Examples of type ‘nb-unc.’ nasal motifs (narrow designation).....	135
Table 66: Examples of type ‘3pm’ nasal motifs (broad and narrow designation)	141
Table 67: Examples of type ‘3pm w/f’ nasal motifs (broad and narrow designation).....	141
Table 68: Examples of type ‘4pm’ nasal motifs (broad and narrow designation)	142
Table 69: Examples of type ‘4pm w/f’ nasal motifs (broad and narrow designation).....	142
Table 70: Examples of type ‘scroll’ nasal motifs (broad and narrow designation).....	143
Table 71: Examples of type ‘dnm’ nasal motifs (broad and narrow designation)	143
Table 72: Examples of type ‘2nm’ nasal motifs (broad designation)	144
Table 73: Examples of type ‘2nm’ nasal motifs (narrow designation)	145
Table 74: Examples of type ‘ti’ nasal motifs (broad and narrow designation)	146
Table 75: Examples of type ‘bf’ nasal motifs (broad and narrow designation)	146
Table 76: Examples of type ‘mo’ nasal motifs (broad and narrow designation)	147
Table 77: Examples of type ‘silk’ nasal motifs (broad and narrow designation).....	148
Table 78: Examples of uncommon (type ‘unc.’) nasal motifs (broad and narrow designation)	149
Table 79: Initial statistics of ceramic corpora examined in this study	165
Table 80: Distribution of Regional Style designated vessels in the ceramic corpus B	165
Table 81: Diachronic distribution of Regional Style designated vessels in the ceramic corpus B	165
Table 82: Diachronic distribution of Regional Style designated vessels in the ceramic corpus B (merged).....	166
Table 83: Toponymic information in the ceramic corpus B	166
Table 84: Records of personal names in the ceramic corpus B	167
Table 85: Initial statistics of the corpus of monumental art examined in this study	168
Table 86: Distribution of the presence and absence of nasal motifs in various scenes in monumental art.....	173
Table 87: Distribution of scene categories (ceramic corpus B) of Regional Style designated vessels	174
Table 88: Comparison of monuments in public vs. secluded areas in relation to the presence and absence of nasal motifs pertaining to human figures portrayed in monumental art	187
Table 89: Diachronic distribution of the presence and absence of nasal motifs pertaining to principal agents in monumental art (murals excluded)	189
Table 90: Diachronic distribution of the presence and absence of nasal motifs pertaining to principal agents in monumental art (murals included).....	191
Table 91: Diachronic distribution of nasal motifs pertaining to hieroglyphs in monumental art	193
Table 92: Comparison of the distribution of nasal motifs in monumental art and ceramics: super-categories..	195
Table 93: Correlation coefficients between various types of nasal motifs in ceramics (broad distinction).....	197
Table 94: Diachronic distribution of different types of nasal motifs in monumental art (broad distinction, diachronic sequence organized by first appearance).....	202
Table 95: Diachronic distribution of different types of nasal motifs in monumental art (narrow distinction, diachronic sequence organized by first appearance).....	203
Table 96: Diachronic distribution of different types of nasal motifs (narrow distinction, ceramics and monumental art merged, diachronic sequence organized by first appearance).....	204
Table 97: Diachronic distribution of different types of nasal motifs in monumental art (narrow distinction, diachronic sequence organized by first appearance within super-categories); Part I.....	205
Table 98: Diachronic distribution of different types of nasal motifs in monumental art (narrow distinction, diachronic sequence organized by first appearance within super-categories); Part II	206
Table 99: Diachronic distribution of different types of nasal motifs in monumental art supplemented with the distribution in ceramics (narrow distinction, diachronic sequence organized by first appearance within super-categories); Part I.....	207
Table 100: Diachronic distribution of different types of nasal motifs in monumental art supplemented with the distribution in ceramics (narrow distinction, diachronic sequence organized by first appearance within super-categories); Part II	208
Table 101: First appearances of type ‘ds’ nasal motifs in monumental art.....	215

Table 102: Diachronic-regional distribution of type ‘nb’ nasal motifs in the corpus of monumental art.....	218
Table 103: Relative distribution of nasal motifs pertaining to deity figures with more than 25 representations in the corpora of ceramics and monumental art.....	230
Table 104: Typological distribution based on super-categories of nasal motifs pertaining to K’awiil figures, other deities, and dragon figures in the ceramic corpus and in the corpus of monumental art.....	233
Table 105: Distribution of nasal motifs pertaining to zoomorphs other than dragons and Witz Monsters (typological super-categories)	237
Table 106: Distribution of nasal motifs pertaining to Witz Monsters in the corpora of ceramics and monumental art (broad distinction)	238
Table 107: Distribution of nasal motifs pertaining to various animal figures in the corpora of ceramics and monumental art.....	243
Table 108: Number of agents with nasal motifs in the codices	246
Table 109: Typological distribution of nasal motifs in the codices (broad distinction).....	247
Table 110: Typological distribution of nasal motifs in the codices (narrow distinction)	248
Table 111: Comparison of different types of nasal motifs in the codices and other media	249
Table 112: Ceramic vases and bowls portraying parallel scenes in the Kerr corpus of Maya ceramics.....	253
Table 113: Schematic overview of different types of nasal motifs and their suggested symbolic values	274
Appendix A: Table 114: Dictionary entries of centipedes in various Maya languages	311
Appendix A: Table 115: Dictionary entries of snakes in various Maya languages.....	312
Appendix A: Table 116: Dictionary entries of snakes in various Maya languages (continued)	313
Appendix A: Table 117: Dictionary entries of crocodiles in various Maya languages.....	313
Appendix A: Table 118: Dictionary entries of crocodiles in various Maya languages (continued).....	314
Appendix A: Table 119: Dictionary entries of crocodiles in various Maya languages (continued).....	315
Appendix A: Table 120: Dictionary entries of sharks in various Maya languages.....	315
Appendix A: Table 121: Key to sources and abbreviations in Barrera Vásquez (1980).....	315
Appendix A: Table 122: Different spelling arrangements for the word centipede in Maya writing.....	316
Appendix A: Table 123: Snake, shark, and crocodile in Maya writing	316
Appendix A: Table 124: The word for seed in various Maya(n) languages	320
Appendix A: Table 125: The word for bone in various Maya(n) languages.....	321
Appendix A: Table 126: Position of nasal motifs in ceramics and in monumental art (Part 1)	322
Appendix A: Table 127: Position of nasal motifs in ceramics and in monumental art (Part 2)	323
Appendix A: Table 128: Distribution of the position of nasal motifs in monumental art and in ceramics	324
Appendix A: Table 129: Distribution of the position of nasal motifs in monumental art and in ceramics (relative frequency)	324
Appendix A: Table 130: Distribution of the position of nasal motifs in monumental art and in ceramics; data range: human and humanlike figures and anthropomorphic deity figures.....	324
Appendix A: Table 131: Distribution of the position of nasal motifs in monumental art and in ceramics; data range: human and humanlike figures and anthropomorphic deity figures (relative frequency)	324
Appendix A: Table 132: Distribution of the position of nasal motifs in monumental art and in ceramics; division between nasal motifs touching or in front of the nasal area (relative frequency).....	325
Appendix A: Table 133: Typological distribution of the position of nasal motifs in monumental art.....	327
Appendix A: Table 134: Typological distribution of the position of nasal motifs in monumental art (relative frequency)	328
Appendix A: Table 135: Typological distribution of the position of nasal motifs in ceramics.....	329
Appendix A: Table 136: Typological distribution of the position of nasal motifs in ceramics (relative frequency)	330
Appendix A: Table 137: Diachronic distribution of the position of nasal motifs in ceramics; data range: front vs. touching the nose of any agent	330
Appendix A: Table 138: Relative Diachronic distribution of the position of nasal motifs in ceramics; data range: front vs. touching the nose of any agent	331
Appendix A: Table 139: Diachronic distribution of the position of nasal motifs in ceramics; data range: front vs. touching the nose of human and humanlike figures	331
Appendix A: Table 140: Relative diachronic distribution of the position of nasal motifs in ceramics; data range: front vs. touching the nose of human and humanlike figures	331
Appendix A: Table 141: Diachronic distribution of the position of type ‘round’ nasal motifs in ceramics; data range: front vs. touching the nose of human and humanlike figures	332
Appendix A: Table 142: Relative diachronic distribution of the position of type ‘round’ nasal motifs in ceramics; data range: front vs. touching the nose of human and humanlike figures	332
Appendix A: Table 143: Diachronic distribution of the position of nasal motifs in monumental art; data range: front of vs. touching the nose of any agent.....	334

Appendix A: Table 144: Relative diachronic distribution of the position of nasal motifs in monumental art; data range: front of vs. touching the nose of any agent.....	334
Appendix A: Table 145: Diachronic distribution of the position of nasal motifs in monumental art; data range: front of vs. touching the nose of human and humanlike figures.....	334
Appendix A: Table 146: Relative diachronic distribution of the position of nasal motifs in monumental art; data range: front of vs. touching the nose of human and humanlike figures.....	334
Appendix A: Table 147: Diachronic distribution of the position of type 'round' nasal motifs in monumental art; data range: front of vs. touching the nose of human and humanlike figures.....	335
Appendix A: Table 148: Relative diachronic distribution of the position of type 'round' nasal motifs in monumental art; data range: front of vs. touching the nose of human and humanlike figures.....	335
Appendix A: Table 149: Distribution of the position of nasal motifs as relates to different categories of agents in ceramics	336
Appendix A: Table 150: Relative distribution of the position of nasal motifs as relates to different categories of agents in ceramics.....	337
Appendix A: Table 151: Distribution of the position of nasal motifs as relates to different categories of agents in monumental art.....	337
Appendix A: Table 152: Relative distribution of the position of nasal motifs as relates to different categories of agents in monumental art.....	338
Appendix A: Table 153: Presence and absence of nasal motifs on principal agents in monumental art (Part 1).....	339
Appendix A: Table 154: Presence and absence of nasal motifs on principal agents in monumental art (Part 2).....	340
Appendix A: Table 155: Presence and absence of nasal motifs on principal agents in monumental art (data range: sites in the corpus with 7 or more principal agents per site)	341
Appendix A: Table 156: Presence and absence of nasal motifs on principal agents in monumental art (data range: sites in the corpus [excluding murals] with 7 or more principal agents per site)	341
Appendix A: Table 157: Comparison of stelae vs. lintels as relates to the presence and absence of nasal motifs pertaining to human figures portrayed in monumental art.....	342
Appendix A: Table 158: Comparison of monuments in public vs. secluded areas as relates to the presence and absence of nasal motifs pertaining to human figures portrayed in monumental art (data range: per agent).....	342
Appendix A: Table 159: Comparison of stelae vs. lintels as relates to the presence and absence of nasal motifs pertaining to human figures portrayed in monumental art (data range: per agent)	343
Appendix A: Table 160: Comparison of stelae vs. lintels as relates to the presence and absence of nasal motifs pertaining to human figures portrayed in monumental art in Yaxchilan (data range: per agent)	343
Appendix A: Table 161: Comparison of monuments in public vs. secluded areas as relates to the presence and absence of nasal motifs pertaining to human figures portrayed in monumental art from 9.13.0.0.0 to 9.19.0.0.0 (data range: per agent).....	344
Appendix A: Table 162: Comparison of the distribution of nasal motifs in monumental art and in ceramics: broad distinction	345
Appendix A: Table 163: Comparison of the distribution of nasal motifs in monumental art and in ceramics: narrow distinction	347
Appendix A: Table 164: Diachronic distribution of different types of nasal motifs in the ceramic corpus B (broad distinction)	350
Appendix A: Table 165: Relative diachronic distribution of different types of nasal motifs in the ceramic corpus B (broad distinction)	351
Appendix A: Table 166: Diachronic distribution of different types of nasal motifs in the ceramic corpus B (narrow distinction, Part I).....	352
Appendix A: Table 167: Diachronic distribution of different types of nasal motifs in the ceramic corpus B (narrow distinction, Part II).....	353
Appendix A: Table 168: Relative diachronic distribution of different types of nasal motifs in the ceramic corpus B (narrow distinction, Part I).....	354
Appendix A: Table 169: Relative diachronic distribution of different types of nasal motifs in the ceramic corpus B (narrow distinction, Part II).....	355
Appendix A: Table 170: Diachronic distribution based on relative synchronic frequencies of different types of nasal motifs in monumental art (broad distinction, Table 1).....	356
Appendix A: Table 171: Diachronic distribution based on relative synchronic frequencies of different types of nasal motifs in monumental art (broad distinction, Table 2).....	357
Appendix A: Table 172: Diachronic distribution of different types of nasal motifs (narrow distinction, ceramics and monumental art merged, diachronic sequence organized by first appearance)	358
Appendix A: Table 173: Distribution of nasal motifs in monumental art: broad distinction.....	359
Appendix A: Table 174: Distribution of nasal motifs in monumental art: narrow distinction (Table 1)	360
Appendix A: Table 175: Distribution of nasal motifs in monumental art: narrow distinction (Table 2)	361

Appendix A: Table 176: Distribution of nasal motifs attributed to provenienced ceramic vessels in the ceramic corpus B	362
Appendix A: Table 177: Distribution of nasal motifs pertaining to human and humanlike figures in monumental art: broad distinction.....	365
Appendix A: Table 178: Distribution of nasal motifs (narrow distinction) pertaining to human and humanlike figures in the ceramic corpus B	367
Appendix A: Table 179: Relative distribution of nasal motifs (narrow distinction) pertaining to human and humanlike figures in the ceramic corpus B	368
Appendix A: Table 180: Distribution of nasal motifs pertaining to human and humanlike figures in monumental art: narrow distinction	370
Appendix A: Table 181: Comparison of the distribution of nasal motifs pertaining to human and humanlike figures in monumental art and in ceramics: broad distinction.....	373
Appendix A: Table 182: Comparison of the distribution of nasal motifs pertaining to human and humanlike figures in monumental art and in ceramics: narrow distinction.....	374
Appendix A: Table 183: Typological distribution of nasal motifs pertaining to selected deity figures in the corpora of ceramics and monumental art of the present study	376
Appendix A: Table 184: Typological distribution of nasal motifs pertaining to K'awiil figures and other deities in the ceramic corpus and in the corpus of monumental art in the present study (narrow distinction)	377
Appendix A: Table 185: Distribution of nasal motifs (broad distinction, merged) pertaining to dragon figures in the ceramic corpus B.....	379
Appendix A: Table 186: Distribution of nasal motifs pertaining to dragon figures in monumental art and in ceramics (broad distinction)	380
Appendix A: Table 187: Relative distribution of nasal motifs (broad distinction, merged) pertaining to dragon figures in the ceramic corpus B.....	381
Appendix A: Table 188: Death euphemisms in Maya hieroglyphic writing (Part I)	382
Appendix A: Table 189: Death euphemisms in Maya hieroglyphic writing (Part II)	383
Appendix A: Table 190: Diachronic distribution of death difrasismos in the inscriptions	385
Appendix A: Table 191: Dictionary entries associated with <SAK>	386
Appendix A: Table 192: Dictionary entries associated with <IK'>	387
Appendix A: Table 193: Dictionary entries associated with <NIK>	388
Appendix A: Table 194: Dictionary entries associated with <ti-si>	389
Appendix A: Table 195: Various names incorporating the nominal segment Chan Ahk	389
Appendix A: Table 196: A sample catalog of monuments with indications of potential defacement in the nasal or facial area, Part I.....	395
Appendix A: Table 197: A sample catalog of monuments with indications of potential defacement in the nasal or facial area, Part II.....	396
Chart 1: Comparison of agents possessing nasal motifs in ceramics vs. monumental art.....	65
Chart 2: Comparative distribution of the position of nasal motifs in monumental art and in ceramics (relative frequency).....	151
Chart 3: Relative diachronic distribution of the position of nasal motifs in ceramics; data range: front vs. touching the nose of any agent (Chart version I).....	152
Chart 4: Relative diachronic distribution of the position of nasal motifs in ceramics; data range: front vs. touching the nose of any agent (Chart version II)	153
Chart 5: Relative diachronic distribution of the position of nasal motifs in monumental art; data range: front of vs. touching the nose of any agent).....	154
Chart 6: Nasal motifs pertaining to principal agents in ceramics (per vessel)	170
Chart 7: Nasal motifs pertaining to principal agents in monumental art (per monument)	171
Chart 8: Comparison of relative frequencies of nasal motifs pertaining to principal agents in ceramics and in monumental art (per vessel / monument)	171
Chart 9: Absolute distribution of scenes with nasal motifs on principal agents in the ceramic corpus A'.....	172
Chart 10: Relative distribution of scenes with nasal motifs on principal agents in the ceramic corpus A'.....	172
Chart 11: Relative distribution of the presence and absence of nasal motifs in various scenes in monumental art	173
Chart 12: Relative distribution of the presence and absence of nasal motifs in various scenes in monumental art (comparison between monumental art and ceramics)	174
Chart 13: Distribution based on regional style of realistic scenes depicting nasal motifs with principal agents (ceramic corpus B).....	175

Chart 14: Diachronic distribution based on synchronic frequencies of realistic scenes depicting nasal motifs on principal agents in the ceramic corpus B.....	175
Chart 15: Nasal motifs pertaining to principal agents in monumental art.....	177
Chart 16: Nasal motifs pertaining to principal agents in monumental art (murals excluded)	177
Chart 17: Relative frequency of nasal motifs pertaining to principal agents in ceramics	177
Chart 18: Relative frequency of nasal motifs pertaining to human and deity figures in monumental art (data range: principal agents)	178
Chart 19: Relative frequency of nasal motifs pertaining to male and female figures in monumental art (data range: principal agents)	178
Chart 20: Relative frequency of nasal motifs pertaining to captive figures in monumental art.....	179
Chart 21: Relative frequency of nasal motifs pertaining to principal agents in monumental art (data range: sites in the corpus [murals excluded] with 7 or more principal agents per site).....	181
Chart 22: Relative frequency of nasal motifs pertaining to principal agents in monumental art (data range: sites in the corpus [murals and nose bars excluded] with 7 or more principal agents per site).....	183
Chart 23: Relative frequency of nasal motifs pertaining to principal agents in monumental art (data range: Early to Late Classic periods; sites in the corpus with 7 or more principal agents per site [murals, nose bars, and type '2nm-BO ⁿ ' nasal motifs excluded]).....	184
Chart 24: Comparison of monuments in public vs. secluded areas in relation to the presence and absence of nasal motifs pertaining to human figures portrayed in monumental art.....	188
Chart 25: Diachronic distribution of the presence and absence of nasal motifs pertaining to principal agents in monumental art (relative frequency, murals excluded).....	189
Chart 26: Diachronic distribution of the presence and absence of nasal motifs pertaining to principal agents in monumental art (relative frequency, murals and apparent [factual] nose ornaments [nose bars and dorsal nasal motifs] excluded).....	190
Chart 27: Diachronic distribution of the presence and absence of nasal motifs pertaining to principal agents in monumental art (murals included)	191
Chart 28: Diachronic distribution of the presence and absence of nasal motifs pertaining to principal agents in monumental art (relative frequency; murals included, apparent [factual] nose ornaments [nose bars and dorsal nasal motifs] excluded).....	192
Chart 29: Relative diachronic frequency of nasal motifs pertaining to hieroglyphs in monumental art	193
Chart 30: Relative distribution of different super-categories of nasal motifs in monumental art and in ceramics	195
Chart 31: Diachronic and synchronic frequencies of type 'round' nasal motifs in monumental art (broad distinction)	209
Chart 32: Relative diachronic frequencies of different sub-categories (narrow distinction) of type 'round' nasal motifs in monumental art	210
Chart 33: Diachronic distribution based on relative synchronic frequencies of type '2 round' nasal motifs in monumental art: broad distinction (frequency relative to each time period).....	211
Chart 34: Diachronic distribution based on relative synchronic frequencies of type '2 round' nasal motifs in monumental art: broad distinction, K'atun interval (frequency relative to each time period).....	211
Chart 35: Diachronic frequencies of different sub-categories (narrow distinction) of type '2 round' nasal motifs in ceramics and monumental art combined (with average percentage)	212
Chart 36: Diachronic distribution based on relative synchronic frequencies of type 'nb' nasal motifs in monumental art: broad distinction, K'atun interval (frequency relative to each time period).....	213
Chart 37: Diachronic distribution based on synchronic frequencies of different subcategories (narrow distinction) of "bone-type nasal motifs in the ceramic corpus B and in the corpus of monumental art (data range: "bone-type motifs)	214
Chart 38: Comparison of relative distribution sets of nasal motifs (broad distinction) pertaining to human and humanlike figures in the ceramic corpus B	222
Chart 39: Comparison of relative distribution sets of nasal motifs (broad distinction) pertaining to human and humanlike figures in the ceramic corpus B and in the corpus of monumental art.....	226
Chart 40: Comparison of relative distribution of nasal motifs pertaining to human and humanlike figures in monumental art and in ceramics: broad distinction.....	226
Chart 41: Regional Style distribution of different types of dwarf figures possessing nasal motifs in the ceramic corpus B.....	227
Chart 42: Diachronic distribution of different types of dwarf figures possessing nasal motifs in the ceramic corpus B and in the corpus of monumental art	229
Chart 43: Typological distribution of nasal motifs pertaining to dwarf figures in the ceramic corpus B and in the corpus of monumental art.....	229

Chart 44: Relative distribution of tubular vs. all other nasal motifs pertaining to selected deity figures in the corpora of ceramics and monumental art	231
Chart 45: Comparison of relative distribution sets of nasal motifs pertaining to K'awiil figures vs. other deities and dragon figures in the corpora of ceramics and monumental art (narrow distinction).....	233
Chart 46: Comparison of relative distribution sets based on super-categories of nasal motifs pertaining to K'awiil figures vs. other deities and dragon figures in the corpora of ceramics and monumental art	234
Chart 47: Comparison of relative distribution sets based on super-categories of nasal motifs pertaining to deity figures vs. human and humanlike figures in the corpora of ceramics and monumental art.....	234
Chart 48: Comparison of relative distribution sets based on super-categories of nasal motifs pertaining to K'awiil, dragon, and human/humanlike figures in the corpora of ceramics and monumental art.....	235
Chart 49: Comparison of relative distribution of nasal motifs pertaining to dragon figures in monumental art and in ceramics (broad distinction)	236
Chart 50: Relative distribution of (all) agents with nasal motifs in the codices	246
Chart 51: Relative distribution of (all) agents with nasal motifs in the codices: God A integral nasal motifs excluded	247
Chart 52: Typological distribution of nasal motifs in the codices (narrow distinction)	248
Appendix A: Chart 53: Comparative distribution of the position of nasal motifs in monumental art and in ceramics	325
Appendix A: Chart 54: Comparative distribution of the position of nasal motifs in monumental art and in ceramics (relative frequency); distinction: nasal motifs touching or in front of the nasal area	326
Appendix A: Chart 55: Comparative distribution of the position of nasal motifs in monumental art and in ceramics (relative frequency); distinction: nasal motifs touching or in front of noses of human and humanlike figures and anthropomorphic deity figures (Chart I).....	326
Appendix A: Chart 56: Comparative distribution of the position of nasal motifs in monumental art and in ceramics (relative frequency); distinction: nasal motifs touching or in front of noses of human and humanlike figures and anthropomorphic deity figures (Chart II).....	327
Appendix A: Chart 57: Relative diachronic distribution of the position of nasal motifs in ceramics; data range: front vs. touching the nose of human and humanlike figures (Chart version I).....	331
Appendix A: Chart 58: Relative diachronic distribution of the position of nasal motifs in ceramics; data range: front vs. touching the nose of human and humanlike figures (Chart version II)	332
Appendix A: Chart 59: Relative diachronic distribution of the position of type 'round' nasal motifs in ceramics; data range: front vs. touching the nose of human and humanlike figures (Chart version I).....	333
Appendix A: Chart 60: Relative diachronic distribution of the position of type 'round' nasal motifs in ceramics; data range: front vs. touching the nose of human and humanlike figures (Chart version II)	333
Appendix A: Chart 61: Relative diachronic distribution of the position of nasal motifs in monumental art; data range: front of vs. touching the nose of human and humanlike figures.....	335
Appendix A: Chart 62: Relative diachronic distribution of the position of type 'round' nasal motifs in monumental art; data range: front of vs. touching the nose of human and humanlike figures.....	336
Appendix A: Chart 63: Total number of vessels with nasal motifs.....	338
Appendix A: Chart 64: Comparison of stelae vs. lintels as relates to the presence and absence of nasal motifs pertaining to human figures portrayed in monumental art	342
Appendix A: Chart 65: Comparison of monuments in public vs. secluded areas as relates to the presence and absence of nasal motifs pertaining to human figures portrayed in monumental art (data range: per agent; relative frequency)	342
Appendix A: Chart 66: Comparison of stelae vs. lintels as relates to the presence and absence of nasal motifs pertaining to human figures portrayed in monumental art (data range: per agent; relative frequency).....	343
Appendix A: Chart 67: Comparison of stelae vs. lintels as relates to the presence and absence of nasal motifs pertaining to human figures portrayed in monumental art in Yaxchilan (data range: per agent; relative frequency)	343
Appendix A: Chart 68: Comparison of monuments in public vs. secluded areas as relates to the presence and absence of nasal motifs pertaining to human figures portrayed in monumental art from 9.13.0.0.0 to 9.19.0.0.0 (data range: per agent; relative frequency).....	344
Appendix A: Chart 69: Comparison of relative distribution of nasal motifs in monumental art and in ceramics: broad distinction.....	346
Appendix A: Chart 70: Comparison of relative distribution of nasal motifs in monumental art and in ceramics: narrow distinction; Chart I	348
Appendix A: Chart 71: Comparison of relative distribution of nasal motifs in monumental art and in ceramics: narrow distinction; Chart II	348
Appendix A: Chart 72: Diachronic distribution of nasal motifs in ceramics and in monumental art	349
Appendix A: Chart 73: Relative diachronic distribution of nasal motifs in ceramics and in monumental art ...	349

Appendix A: Chart 74: Relative distribution of nasal motifs (broad distinction) pertaining to human figures in the ceramic corpus B.....	363
Appendix A: Chart 75: Distribution of nasal motifs (broad distinction) pertaining to humanlike figures in the ceramic corpus B)	364
Appendix A: Chart 76: Comparison of relative distribution sets of nasal motifs (broad distinction) pertaining to human and humanlike figures vs. dragon figures in the ceramic corpus B (definite and probable classifications merged together).....	364
Appendix A: Chart 77: Relative distribution of nasal motifs pertaining to human and humanlike figures in monumental art: broad distinction (data range: all nasal motifs)	366
Appendix A: Chart 78: Relative distribution of nasal motifs pertaining to human and humanlike figures in monumental art: broad distinction (data range: occurring nasal motifs).....	366
Appendix A: Chart 79: Comparison of relative distribution sets of nasal motifs (narrow distinction) between human and humanlike figures in the ceramic corpus B: data set 1 (definite and probable classifications merged together)	369
Appendix A: Chart 80: Comparison of relative distribution sets of nasal motifs (narrow distinction) between human and humanlike figures in the ceramic corpus B: data set 2 (definite and probable classifications merged together)	369
Appendix A: Chart 81: Distribution of nasal motifs pertaining to human and humanlike figures in monumental art: narrow distinction (data range: occurring nasal motifs).....	371
Appendix A: Chart 82: Relative distribution of nasal motifs pertaining to human and humanlike figures in monumental art: narrow distinction (data range: occurring nasal motifs).....	371
Appendix A: Chart 83: Relative distribution of nasal motifs pertaining to human and humanlike figures in monumental art: narrow distinction (data range: all nasal motifs), Chart I.....	372
Appendix A: Chart 84: Relative distribution of nasal motifs pertaining to human and humanlike figures in monumental art: narrow distinction (data range: all nasal motifs), Chart II.....	372
Appendix A: Chart 85: Comparison of relative distribution of nasal motifs pertaining to human and humanlike figures in monumental art and in ceramics: narrow distinction; Chart I	375
Appendix A: Chart 86: Comparison of relative distribution of nasal motifs pertaining to human and humanlike figures in monumental art and in ceramics: narrow distinction; Chart II.....	375
Appendix A: Chart 87: Comparison of relative distribution of nasal motifs pertaining to dragon figures in monumental art and in ceramics: narrow distinction; Chart I	378
Appendix A: Chart 88: Comparison of relative distribution of nasal motifs pertaining to dragon figures in monumental art and in ceramics: narrow distinction; Chart II	378

LIST OF MAPS

Map 1: Distribution of archaeological sites examined in this study	46
Map 2: Approximate core areas of Regional Style ceramics examined in this study	164
Map 3: Distribution of sites representing nasal motifs pertaining to principal agents in monumental art (data range: sites in the corpus with 7 or more principal agents per site).....	182
Map 4: Distribution of sites representing nasal motifs pertaining to principal agents in monumental art (data range: sites in the corpus with 7 or more principal agents per site; nose bars excluded)	185
Map 5: Distribution of sites representing nasal motifs pertaining to principal agents in monumental art (data range: Early to Late Classic periods; sites in the corpus with 7 or more principal agents per site [murals, nose bars, and type ‘2nm-BO ⁿ ’ nasal motifs excluded])	186
Map 6: Geographic distribution of type ‘ds’ nasal motifs in the corpus of monumental art and the corpus of Regional Style attributed ceramic vessels of the present study	216
Map 7: Geographic diffusion of type ‘ds’ nasal motifs in the corpus of monumental art	217
Map 8: Diachronic and geographic distribution of type ‘ds’ nasal motifs in the corpus of monumental art (Part I)	218
Map 9: Diachronic and geographic distribution of type ‘ds’ nasal motifs in the corpus of monumental art (Part II).....	219
Map 10: Geographic distribution of type ‘nb’ nasal motifs in the corpus of monumental art.....	220
Appendix A: Map 11: Geographic distribution of monuments with diphrastic death euphemism collocations examined in this study.....	384
Appendix A: Map 12: Geographic distribution, number of occurrences, diachronic sequence, and type of diphrastic death euphemism examined in this study	385

LIST OF FIGURES

Figure 1:	Diagram of primary and secondary source material categories of the present study.....	36
Figure 2:	Diagram of primary and supporting branch of studies employed in the present study.....	36
Figure 3:	Diagram of cross-examined variables in the present study: general overview	61
Figure 4:	Diagram of cross-examined variables in the present study	62
Figure 5:	Examples of identifiable or apparent human beings possessing nasal motifs in ceramics and in monumental art.....	66
Figure 6:	Examples of humanlike figures possessing nasal motifs in ceramics and in monumental art.....	67
Figure 7:	Examples of dwarf figures possessing nasal motifs in ceramics and in monumental art	70
Figure 8:	Examples of hunchback dwarfs possessing nasal motifs in ceramics	70
Figure 9:	Examples of proportionate dwarfs possessing nasal motifs in ceramics	70
Figure 10:	Designations of various zoomorphic beings / deity figures in the present study.....	72
Figure 11:	Examples of deity figures in ceramics and in monumental art	72
Figure 12:	Examples of anthropomorphic beings in Maya ceramics	73
Figure 13:	Zoomorphic creatures on Stela 5, Caracol.....	74
Figure 14:	Detail from Lintel 25, Yaxchilan.....	79
Figure 15:	Examples of dragons in Maya art.....	80
Figure 16:	Examples of dragon heads in Maya art.....	81
Figure 17:	Examples of dragon head thrones in Maya art	81
Figure 18:	Examples of Deer Dragons in Maya art	82
Figure 19:	Examples of dragons as K'awiil's legs in Maya art	82
Figure 20:	Examples of chilopodous dragons in Maya art.....	83
Figure 21:	Examples of serpentine dragons in Maya art.....	84
Figure 22:	Examples of double-headed dragons in Maya art.....	84
Figure 23:	Examples of double-headed chilopodous dragons in Maya art	85
Figure 24:	Examples of feathered dragons in Maya art	85
Figure 25:	Examples of feathered dragon wings in Maya art	86
Figure 26:	Examples of Teo Dragons in Maya art.....	86
Figure 27:	An example of anthropomorphic dragon in Maya ceramics.....	87
Figure 28:	An example of a Crocodilian Monster from a Late Classic Codex Style Plate	87
Figure 29:	An example of a cross-banded dragon head in ceramics	88
Figure 30:	Examples of K'an cross-headed dragon-like creatures in Maya art	88
Figure 31:	Examples of crescent-headed monsters in Maya art.....	88
Figure 32:	Examples of crescent-headed monsters (variants of the Jester God) with floral or other types of head or headdress appendages in Maya art.....	89
Figure 33:	Examples of type A Witz Monsters in Maya art	90
Figure 34:	Examples of type B Witz Monsters in Maya art.....	90
Figure 35:	Examples of type C Witz Monsters in Maya art.....	90
Figure 36:	Examples of other zoomorphic creatures in Maya art	91
Figure 37:	Examples of animal figures in ceramics.....	92
Figure 38:	Examples of animal figures in monumental art	93
Figure 39:	Detail from K8068.....	93
Figure 40:	Detail from a Late Classic Phase 2 cylindrical vase showing two wayob': a Deer Dragon (deer-serpent) and a double-headed chilopodous dragon, Sak B'ak Naj Chapa[h]t.....	98
Figure 41:	Comparison of two dragon-like zoomorphic heads from Lintel 39, Yaxchilan, and from K1256	99
Figure 42:	Floriform motifs from Maya art	103
Figure 43:	A Late Classic cylindrical vase	104
Figure 44:	Hypothetical morphology of the floral motif on K6641	104
Figure 45:	An uncommon nasal motif	104
Figure 46:	Floral motifs in Maya ceramics	104
Figure 47:	Trapezoidal slab from Palenque	105
Figure 48:	Altar 4, La Venta	105
Figure 49:	Representations of round nasal motifs in the artistic traditions of other Mesoamerican cultures....	105
Figure 50:	Detail from K5057.....	106
Figure 51:	Type 'round/ab' nasal motifs in ceramics	106
Figure 52:	Various forms and settings of the "ajaw bead" motif in monumental art.....	107

Figure 53: Posterior and anterior aspects of the distal end of a human left femur	107
Figure 54: Examples of tubular ear ornaments in Maya art	108
Figure 55: Jadeite earflare assemblages	109
Figure 56: Tubular nasal motifs with varying top elements in monumental art	109
Figure 57: Plan drawing of the sarcophagus, Temple of the Inscriptions, Palenque	110
Figure 58: Nasal motifs in Proskouriakoff (1950)	113
Figure 59: Motifs surrounding a dancer	121
Figure 60: Basal Panel of Stela 34 (front), El Peru	136
Figure 61: Throne I back, Piedras Negras	136
Figure 62: Detail from the Temple of the Foliated Cross Tablet, Palenque	136
Figure 63: Detail of Stela 33, El Peru	137
Figure 64: Wooden lintels from the Temple of the Jaguars, Chichen Itza	137
Figure 65: Comparison of the dragon snout nasal motif from Machaquila Stela 4 and dragon snout from Yaxchilan Lintel 14	138
Figure 66: Examples of type 'ds' ('dragon snout') nasal motifs from miscellaneous sources	138
Figure 67: Examples of type 'ds' nasal motifs in ceramics	139
Figure 68: Examples of type 'ds' nasal motifs in monumental art	140
Figure 69: Examples of type 'bf' nasal motifs in ceramics	147
Figure 70: Detail from K5764 and a photo of a King vulture (<i>Sarcoramphus papa</i>)	147
Figure 71: Lateral view of the surface anatomy of the human nasal area	150
Figure 72: Details from a drawing and photograph of the upper central figure on Monument 65, Kaminaljuyu, Guatemala	155
Figure 73: Details from two drawings, one photo, and two rubbings of Stela 10, Kaminaljuyu, Guatemala	155
Figure 74: Details from two drawings, a photo, and a rubbing of Stela 10, Kaminaljuyu, Guatemala	155
Figure 75: Comparison between the portrayal of nasal motifs on Stela 10 from Kaminaljuyu and the murals from San Bartolo	156
Figure 76: Detail from Stela 14, Dos Pilas	156
Figure 77: Detail from Stela 2, Dos Pilas	157
Figure 78: Detail from Stela 33, Naranjo	157
Figure 79: Detail from Stela 7, Aguateca	157
Figure 80: Variations in the portrayal of 'dragon snout' masks and type 'ds' nasal motifs	158
Figure 81: Detail from Stela 1, Ixkun	158
Figure 82: Detail from Stela 4, Ixkun	158
Figure 83: Detail from Capstone 15, Ek Balam	159
Figure 84: Detail from Stela 2, Machaquila	159
Figure 85: Detail from the mural of Room 2, Structure 1, Bonampak	159
Figure 86: Examples of square-snouted (and comparable) nasal motifs in Maya art	160
Figure 87: Examples of dragon snout headdress appendages in Maya ceramics	160
Figure 88: Detail from Stela 8, Santa Rosa Xtampak	160
Figure 89: Detail from Stela 14, Seibal	161
Figure 90: Detail from Stela 1, Santa Rosa Xtampak	161
Figure 91: Detail from Lintel 1, Yula	161
Figure 92: Lintels 1 and 2 from Yula	162
Figure 93: Detail from Stela 4, Santa Rosa Xtampak	162
Figure 94: Nasal motifs on captive figures in monumental art	180
Figure 95: An Early Classic example of a hieroglyph with a nasal motif from a ceramic vessel from Burial 10, Tikal	192
Figure 96: Lago Güija celt fragment	198
Figure 97: Two Early Classic (ca. A.D. 350–450) jadeite earflares from Holmul, Guatemala (Group II, Structure B, Room 2)	198
Figure 98: Altar 5, Tikal	223
Figure 99: Detail from K2286	223
Figure 100: Dwarf figures in ceramics with nasal motifs and forehead/headdress motifs	228
Figure 101: Three scenes from a Late Classic Phase 2 bowl showing two humans and an anthropomorphic bird with type 'bf' nasal motifs	239
Figure 102: Late Classic Phase 2 Chama(?) style vase showing a procession of two sets of four human figures and a deer	240
Figure 103: Late Classic Phase 2 Zacatel ceramic group vase showing a pair of deer with type 'sc/sc1' motifs around their heads	240
Figure 104: Two Late Classic Phase 2 Chama style vases depicting supernatural bats (K5224; OG22)	240

Figure 105: Details from two Late Classic Phase 2 vases depicting a bird and a Waterlily Jaguar head (K4550; K5492)	241
Figure 106: Incised bones from Burial 116, Tikal.....	242
Figure 107: Sequence of agents from three incised bones from Burial 116, Tikal.....	242
Figure 108: Late Classic Phase 1-2 Zacatel ceramic group cylindrical vase (K2598a).....	250
Figure 109: Early Classic Phase 3 Plano-Relief (T:V) tripod vase (K3863)	251
Figure 110: Late Classic Phase 2 Zacatel ceramic group: cream-ground Codex-style cylindrical vase (K761)	251
Figure 111: Late Classic Phase 2 Black and White Style (Zacatel ceramic group: cream-ground Codex-style) cylindrical vase (K6616).....	251
Figure 112: Late Classic Phase 2 Zacatel ceramic group: cream-ground Codex-style cylindrical vase (K1196).....	252
Figure 113: Late Classic Phase 2(?) Zacatel Cream-polychrome cylindrical vase (K8335)	254
Figure 114: Late Classic Phase 2 Zacatel ceramic group: cream-ground Codex-style cylindrical vase (K3248).....	255
Figure 115: Late Classic Phase 2 Chama Style (T:V) bowl (K3827)	255
Figure 116: Late Classic Phase 2 Chama style (Chama Polychrome: Orange-slipped Variety) cylindrical vase (K8468).....	255
Figure 117: Late Classic Phase 2 (Cabrito Cream-polychrome: Cabrito Variety) cylindrical vase (K6755)	256
Figure 118: Lower register of K4905	256
Figure 119: Late Classic Phase 2(?) (T:V) cylindrical vase (K956).....	257
Figure 120: Sculptured portrait from the upper façade of Temple 22 at Copan	258
Figure 121: Late Classic cylindrical vase (K5005).....	258
Figure 122: Late Classic Phase 2 Zacatel ceramic group: cream-ground Codex-style cylindrical vase (K1561).....	259
Figure 123: Late Classic Phase 2 Zacatel ceramic group: cream-ground Codex-style cylindrical tripod vase (1651).....	259
Figure 124: Late Classic Phase 3 Molded-carved (T:V) cylindrical vase (K1273)	260
Figure 125: Drawing of K1273.....	260
Figure 126: Late Classic Phase 3 Molded-carved (T:V) cylindrical vase (K6749)	261
Figure 127: Late Classic Phase 3 Molded-carved (Pabellon Molded-carved: Variety Unspecified) barrel-shaped vase from Seibal (K2696).....	263
Figure 128: Late Classic Phase 2 (T:V) bowl (K8416)	263
Figure 129: Late Classic Phase 2 Tikal Area Style (T:V) cylindrical vase (K7447)	264
Figure 130: K7447: C1	265
Figure 131: An example of month name Yax written as YAX-WINIK-ki on Capstone 18: A2 (Cover of Vault 18), Room 62, Structure 1, Ek Balam.....	265
Figure 132: K7447: A3 and B3	266
Figure 133: Late Classic Phase 2 Chama Style (T:V) cylindrical vase (K808).....	267
Figure 134: A Lakandon man from Monte Líbano blowing a shell trumpet to call his neighbors to a religious celebration in his temple	268
Figure 135: Late Classic Phase 2 (T:V) cylindrical vase (K4151)	268
Figure 136: Late Classic Phase 2 (T:V) cylindrical vase (K624)	269
Figure 137: Late Classic Phase 2 Tikal Area Style (T:V) cylindrical vase (K7715)	270
Figure 138: Late Classic Phase 2 Chama Style (Chama Polychrome: Orange-slipped Variety) bowl (K5605)	270
Figure 139: Late Classic Phase 2(?) Tikal Area Style(?) (T:V) cylindrical vase (K5012)	271
Figure 140: Late Classic Phase 2 Zacatel Cream-polychrome(?) cylindrical vase (K8450)	272
Figure 141: Details from the Dresden Codex, page 9b and from the cover of Terrence Kaufman's <i>Idiomas de Mesoamérica</i> (1974).....	273
Figure 142: Examples of Early Classic versions of the type '2 round' nasal motifs	275
Figure 143: Detail from Stela C, Quirigua.....	277
Figure 144: Speech scrolls in Mesoamerican art	278
Figure 145: An unprovenienced Late Classic Phase 2 Codex Style (Zacatel ceramic group: cream-ground Codex-style) vase (K2772).....	279
Figure 146: Detail from page 30, Dresden Codex	279
Figure 147: East side of the sarcophagus, Temple of the Inscriptions, Palenque	279
Figure 148: Stucco hieroglyphs (with blue paint on top and red on ground) from Temple XVIII, Palenque....	280
Figure 149: Landa's <u>.....	281
Figure 150: Uncommon nasal motifs associated with Death Gods	282
Figure 151: Yaxchilan, Lintel 27: A2-B2.....	287
Figure 152: Tonina (PNK), Collections, Altar 1: G-I.....	287

Figure 153: Monument 165: K-L, Tonina	287
Figure 154: Altar 1: A4-5, Santo Ton.....	287
Figure 155: Glyph block C, Bench 1 (west side), South Room, South Subterranean Building, Palace, Palenque	288
Figure 156: Hieroglyphs C4-D6 from K4692.....	291
Figure 157: Pyrite disc from Burial 13, Piedras Negras	292
Figure 158: Monument 135: L-M, Tonina.....	294
Figure 159: Stela E: C10-D10, Quirigua	294
Figure 160: Temple of the Foliated Cross Tablet: C12-C14, Palenque	294
Figure 161: Detail from the Temple of the Foliated Cross Tablet	295
Figure 162: Detail from a leg of a bench in Structure 9N-82 and detail from the lower level of Structure 9N-82, Copan	295
Figure 163: Aztec ‘soul introducing’	298
Figure 164: Skull of a jaguar with a greenstone ball in its mouth from Chamber II, Stage IV, Templo Mayor, Tenochtitlan.....	298
Figure 165: Carved jadeite pendant from Burial 5 at Piedras Negras.....	299
Figure 166: Details from a scene depicted on an Early Classic tripod vase (K6547).....	299
Figure 167: Stela 40, Piedras Negras.....	300
Figure 168: Details from Stela K (west side) and Stela F (north side), Quirigua	301
Figure 169: Panel 3, Cancuen.....	301
Figure 170: An unprovenienced panel (Schele and Miller 1986: Pl. 101).....	301
Figure 171: Stela 16: D2-C3, Dos Pilas.....	302
Figure 172: An Early Classic Plano-Relief tripod vase (K6547).....	303
Figure 173: Detail from an Early Classic Plano-Relief tripod vase (K6547)	303
Figure 174: Incised bones from Burial 116, Tikal.....	303
Figure 175: Incised bone from Burial 116, Tikal	304
Figure 176: Roll-out drawing of the sides of an Early Classic bowl with a lid from Southern Quintana Roo ..	305
Appendix A: Figure 177: Tubular ear ornaments with various top elements from monumental art.....	317
Appendix A: Figure 178: Tubular ear ornaments with various top elements from ceramics.....	318
Appendix A: Figure 179: Tubular ear ornaments with various top elements from the codices	319
Appendix A: Figure 180: Tubular ear ornaments with various top elements from miscellaneous sources	319
Appendix A: Figure 181: Pseudo-T535 headdress appendage motifs	390
Appendix A: Figure 182: Pseudo-T535 (and related) tail end appendage motifs	391
Appendix A: Figure 183: Pseudo-T533 dragon snout appendage motifs.....	391
Appendix A: Figure 184: T533-style pseudo-ajaw motifs	392
Appendix A: Figure 185: Roll-out drawing of the “Deletaille” tripod vase.....	392
Appendix A: Figure 186: Detail from the Temple of the Foliated Cross Tablet, Palenque	392
Appendix A: Figure 187: K8564.....	393
Appendix A: Figure 188: K4151.....	393
Figure 189: K1261.....	400

ACKNOWLEDGEMENTS

This research was primarily funded by various scholarships during the course of the past seven years. For this generous financial support, I would like to express my special thanks to the following institutes, foundations, and establishments, which have played a crucial role in the progress of the present study: Amici Instituti Iberoamerici Universitatis Helsingiensis, the Chancellor's Office of the University of Helsinki, the Ella and Georg Ehrnrooth Foundation, the Finnish Cultural Foundation, the Finnish Institute in Madrid (Instituto Iberoamericano de Finlandia), and the Oskar Öflund Foundation.

Over the years I have had the opportunity and privilege to work in collaboration with a great number of highly knowledgeable and experienced scholars who have kindheartedly shared their wisdom, thoughts, and opinions on various aspects of the Maya culture, both ancient and modern. In addition to these colleagues, I am indebted to scholars of the past centuries who have cleared the path, whose broad shoulders are a good observation point, and whose legacy is present on the pages of the current volume, be it conscious or inadvertent.

For scholarly discussions and exchange of ideas I would like to thank the following people (in alphabetical order): Claudia Alarcón, Lloyd Anderson, Antti Arppe, Jaime Awe, Ramzy Barrois, Luís Miguel Barros Lopes, Megan Bassendale, Dmitri Beliaev, Clara Bezanilla, Philippe Bézy, Erik Boot, James Brady, Michael D. Carrasco, Juan Ignacio Cases Martín, John F. Chuchiak, Pierre Robert Colas, Antonio Cuxil, Bon Davis, Albert Davletshin, Arthur Demarest, Maria and Peter Didrichsen, Markus Eberl, Lolmay Pedro Oscar García Matzar, Sherry Gibbs, Elizabeth Graham, Cameron Griffith, Nikolai Grube, Stanley Guenter, Rafael Guerra, Sue Hayes, Christophe Helmke, Juha Hiltunen, Stephen Houston, Reiko Ishihara, John Justeson, Terrence Kaufman, Peter Keeler, Justin and Barbara Kerr, Yuri Knorozov, Katja Kuuramaa, Alfonso Lacadena, William Larson, David Lee, Geneviève Le Fort, Bruce Love, Mike McBride, Barbara MacLeod, Randa Marhenke, Simon Martin, Peter Mathews, Matti Miestamo, Christophe Morehart, Cheyenne Morrison, Jussi Pakkasvirta, Louise Paradis, Martti Pärssinen, Jorge Pérez de Lara, Lars Kirkhusmo Pharo, Jennifer Piehl, William Poe, Yuriy Polyukhovich, Christian Prager, Michel Quenon, Dorie Reents-Budet, Timo Riiho, Frauke Sachse, Alexandre Safronov, Sakim, Linda Schele, Ari Siiriäinen, Joel Skidmore, Rick Slager, Ray and Vicky Snaddon, Jyrki Talvitie, Karl Taube, Alexandre Tokovinine, Rogelio Valencia Rivera, Pekka Valtonen, Marc Van Stone, Elisabeth Wagner, Robert Wald, Søren Wichmann, Marc Zender, and Peter Zbrzycki.

I would like to express particular thanks to Martti Pärssinen, Alfonso Lacadena, and Antti Arppe for their perceptive and constructive observations regarding the contents of the present work. In addition, I would like to thank Judi Rose for her keen observations regarding the language of this study.

Special indebtedness and appreciation is addressed to my colleague Christophe Helmke, with whom I have had a pleasure to collaborate for the past six years. I would like to express my deepest gratitude for his altruistic and industrious assistance, and insightful observations and comments concerning the present work.

Last but not least, I would like to express my thanks and affection to Asta, Hilla, Otso, Jaana, Jorma, and Anneli Kettunen for their unconditional support, love, and patience during the course of completing the present research.

INTRODUCTION

In the course of the past few decades we have witnessed significant advancement and fundamental transformation in the field of ancient Maya studies. These landmark developments are especially noticeable in the field of epigraphy, which revolutionized the discipline during the latter part of the 20th century, with repercussions extending to the 21st century. During the “new era” of Maya studies, our understanding of the ancient Maya culture has changed considerably. This is primarily due to enhanced knowledge of the writing system, but it is also an outcome of increased and intensified cooperation between various subfields and branches of learning.

The opportunity to read what the Maya wrote *themselves* about the world around them provides a window into a past culture – albeit limited to a certain extent to the higher echelon of the society. The texts written by and for the Maya elite do, however, reflect fundamental concepts that are inherent in the culture as a whole. These texts, augmented with the knowledge drawn from other sources, such as Maya art, archaeological material, colonial documents, ethnographic data, and Maya languages, generate a productive union of interrelated segments of knowledge that together form a broader picture of the ancient Maya culture.

At the same time as the pace of new decipherments and other discoveries is accelerating, there is a need for an interlude to thoroughly and systematically analyze the accumulated information. While Maya hieroglyphs are being studied in a methodical manner, there are hardly any indications of systematic studies pertaining to Maya iconography. Since Tatiana Proskouriakoff's (1950) seminal study on ancient Maya sculpture, not a single volume has been published on Maya art with an emphasis on a systematic typological examination of iconographic elements and motifs, and their diachronic and synchronic distributions. On the other hand, broad-spectrum iconographic studies (such as Schellhas 1904a, Spinden 1913, Schele and Miller 1986, and Hellmuth 1987), along with books and articles concentrating partially on issues relating to Maya iconography, are abundant in the research literature. However, although exceptional studies in their own right, these volumes lack the methodological strength present in Proskouriakoff's (1950) work, which stands out as the sole example of systematic iconographic study to date.

From a methodological point of view, the present study addresses issues that have been neglected in the ever-growing mass of information pertaining to Maya iconography. However, regarding the subject matter, this study is not an attempt to embark upon a large variety of iconographic features in a Proskouriakoffian way, but, rather, a detailed investigation restricted to specific series of iconographic motifs¹ defined largely, but not exclusively, by controlled placement and position, rather than form or design. The advantage of such an examination is the extensiveness and ramifications of research questions over the quantity of the subject matter. Also, this type of methodology allows in-depth analyses based not only on typology and diachronic or synchronic distribution, but also on various agents associated with the motifs, on different media, function, and context of the artworks, on regional variation, and on different scene categories incorporating or excluding motifs under scrutiny.

The rationale behind the preference of choosing nasal motifs² as a subject of this study derives from the fact that the sheer number (sample) of these motifs is large enough (over 3200 examples in the corpora of the present study) and the frequency in pictorial scenes high enough to substantiate the use of statistical methods to expose statistically significant patterns that would otherwise elude detection. Additionally, the great variability and multifaceted nature of nasal motifs yields substantial opportunity for further analytical and hermeneutical analyses that have implications beyond statistics.

¹ On the discussion pertaining to the term ‘motif’, see page 42.

² I.e., motifs that are rendered around the nasal area (whether around a nose, snout, beak, or muzzle) of various characters and creatures in Maya art.

These ramifications will be discussed cursory along the first, descriptive part of this research, but in more detail towards the end of this study, moving from quantitative to qualitative analyses.

In short, the primary focus of this study is to examine representations of nasal motifs and their contextual implications in ancient Maya art. However, in addition to exploring nasal motifs in isolation, their appearance and formal attributes are also contrasted to comparable and related iconographic elements and motifs found elsewhere in different iconographic contexts. In addition to iconographic survey, associated indications and implications in hieroglyphic texts will be discussed. The subject matter will also be contrasted to relevant aspects of other sources, such as archaeological data, Maya languages, zoology, ethnozoology, and ethnographic material.

While the primary focus of this study is on the representation of nasal motifs in Maya art, there is yet another principal emphasis accentuated in the present research: that of the *process of the research itself*. Although the actual subject matter holds the key importance in any given scholarly work, with methodological processes working in the background as a logical and technical framework, the methodological aspects involved in the present research are considered almost equally significant to the actual topic of the research. In other words, the way this research is carried out (how various methods are involved in each stage of the study) is considered on a par in significance to the results it provides. This preference derives from the fact that methodological processes involved in most iconographic studies of Maya art in the past are either not demonstrated or they are not observable. Also, the basic model of iconographic research in the present study is made transparent in order to establish a prototypical methodology that can be applied to any research involving the analysis of iconographic elements, motifs, and themes, and their contextual implications. Further clarification of the methodology involved in the present study is provided in Chapter 2.

STRUCTURE OF THE PRESENT STUDY

The current volume is organized into four sections, corresponding to the development and nature of the methodological progression behind the interpretation processes of the present study, moving from quantitative to qualitative analyses. The first section, Chapters 1 and 2, describes the sources and methods employed in the current study. The first chapter presents an overview of the sources with a discussion concerning the concept ‘source’ itself. The emphasis of the description and discussion of the source material is biased towards the main focus of the present research, Maya art, with a secondary focus on the description of various supporting sources and branches of learning.³ Primary and secondary source material categories and branches of learning employed in the present study are exemplified in Figure 1 and in Figure 2, along with the general associations between different types of source material and various fields of studies in Table 14. Chapter 2 concentrates on the methodological issues and provides an account of the primary research questions in the present study (summarized in Table 18).

The second section is of classificatory nature and consists of Chapters 3 and 4. Chapter 3 focuses on the classification of agents involved in the present study followed by an interdisciplinary case study of zoomorphic creatures in Maya art and ethnozoology. In Chapter 4, the typological classification of

³ Although Maya art is essentially part of the archaeological record, it is treated in the current volume as a unit that combines on one hand archaeologically excavated and unprovenienced artifacts and monuments (along with architectural elements), and, on the other hand, items that cannot be attributed to the sphere of archaeological source material (such as codices). Although the concept ‘art’, in and of itself, is problematical (being conceptual rather than concrete), it has its advantages when employed in the organization and description of the sources. This is due to the fact that it evades the problem of designating units of analysis with restricted labels such as ‘artifact’, ‘archaeological material’, ‘architectural element’, etc. Similar problems are encountered when different types of works of art, such as ceramics and monumental art, are compared, as there is discrepancy between the designations of the two units of analysis with the former one (ceramics) being based on form or medium as opposed to function, position, or arrangement (monumental art).

nasal motifs is presented, along with a discussion of the potential origins of the iconographic motifs in the natural world or in the assembly of man-made artifacts.

The third section, Chapters 5, 6, and 7, addresses analytical questions, beginning from statistical analyses and continuing on to more interpretative analyses. Chapter 5 concentrates on statistical analyses of nasal motifs in the two primary categories of Maya art of the present study, ceramic vessels and monumental art. The distribution of nasal motifs in these two categories is examined in typological, diachronic, synchronic, and agent-dependent respect to expose potential distribution patterns. Also, the distribution patterns of nasal motifs in the two categories are compared to expose potential variability between the two groups of sources. Chapter 5 concludes with an analysis of the distribution of nasal motifs in codices. Owing to the fact that the time span of the codices is extremely restricted, the distribution patterns are scrutinized separately from ceramics and monumental art. This is due to the fact that the temporal extent of the latter two groups of source material is exceedingly extensive and allows detailed and productive diachronic analyses, which is not the situation in the case of the codices. Chapter 6 focuses on a case study exploring patterns pertaining to paired scenes in ceramics. Finally, Chapter 7 discusses the implications of the research results of previous chapters against earlier studies on the subject matter, and provides discussion of the potential meaning of various types of nasal motifs.

The last section consists of the appendices of the present study that provide the raw data in the form of catalogs pertaining to various sources on which nasal motifs are represented in Maya art. These catalogs are preceded by supplementary tables and charts of various chapters along with a check-list of the codes of archaeological sites in the Maya area. The supplementary tables and charts (Appendix A) are an integral part of the chapters in the present study but due to the large number of tables and charts per chapter, most of them are to be found in the appendices, rather than accompanying the bulk text of the current volume. However, tables and charts that are most crucial to understanding the arguments presented in the current study are located in respective chapters.

Regarding the catalogs in the appendices, there is one inventory for each group of sources, excluding monumental art, which has two catalogs of nasal motifs – one with all 930 agents (including secondary agents, such as headdress figures) that have nasal motifs in the 417 monuments examined (Appendix E), and another one, which is an illustrated sample catalog of nasal motifs pertaining to 275 agents in monumental art (Appendix D), demonstrating the variation in the typology of nasal motifs. These two catalogs are accompanied with an inventory of all 1089 *principal* agents in all monuments examined (Appendix F), whether they are associated with nasal motifs or not. The annotated catalog of nasal motifs in ceramics (Appendix C) is composed of 2147 agents associated with nasal motifs. The catalog also provides information pertaining to the 747 ceramic vessels examined, including records concerning the provenience, regional style, surface treatment, phase dating, and shape of the vessels, along with toponymic references and records of personal names in the hieroglyphic texts. The four remaining catalogs (Appendices H, I, J, K) present an inventory of nasal motifs in the codices, a sample catalog of nasal motifs pertaining to miscellaneous artifacts, a sample catalog of nasal motifs in the hieroglyphic corpus,⁴ and a sample catalog of nasal motifs in the art of other Mesoamerican cultures. In Appendix L, a check-list of the typological categories of nasal motifs is presented in compact form and, finally, Appendix M offers an overview of the identification of supernaturals in Maya art.

⁴ As nasal motifs are also present in the hieroglyphic corpus (associated with human, deity, and animal heads), the corpus provides yet another source for detecting distribution patterns – especially pertaining to the presence and absence of nasal motifs in diachronic respect. However, as will be demonstrated in Chapter 5.2.5, nasal motifs are relatively rare when associated with hieroglyphs (95 examples out of 8249 head variant hieroglyphs examined for this study).

PREVIOUS RESEARCH

Previous research of nasal motifs in Maya art is scant to say the least. Proskouriakoff (1950: 59-61) was the first and thus far the only scholar to systematically classify specific types of nasal motifs, albeit solely in monumental art and with limited examples and resources. Houston and Taube (2000: 265-273), on the other hand, have analyzed in detail the implications of various types of nasal motifs (or “breath elements”) in their seminal analysis of pictorial representations of senses in ancient Mesoamerica.

In comparison to Proskouriakoff’s (1950) work, the focus of Houston and Taube’s (2000) article is directed to the meaning of selected motifs rather than their typology or distribution. However, the study stands out as the only published, in-depth analysis of any nasal motifs to date. In addition to these two works, passing notions of nasal motifs and their connotations in specific contexts have been made in various publications, including Seler (1904), Spinden (1913), Schele and Miller (1986), Hellmuth (1987), Freidel, Schele, and Parker (1993), Taube (2001, 2003), and Saturno, Taube, and Stuart (2005). Implications of these analyses will be discussed in more detail in Chapters 4 and 7.

Besides analyses relating to the subject matter of the present research, previous studies pertaining to the methodology involved in the current volume have been utilized by Proskouriakoff (1950) and Lacadena (1995) in the study of Maya art and the study of the formal evolution of graphemic elements in Maya writing system, respectively. As will be elucidated in Chapter 2, the methodology of the present work, as it relates to paleoiconography, is a modified and expanded fusion of the methodologies utilized by Proskouriakoff (1950) and Lacadena (1995). The subject matter and methodology combined, no exhaustive studies pertaining to the topic of the present study have been carried out thus far.

NOTE ON THE ORTHOGRAPHY AND PRONUNCIATION

The conventions of orthography have plagued Maya studies since the very beginning of the discipline. Words in (or derived from) various Maya languages have been – and still are – written in sundry fashion. One illuminating example is the extensively used word for ‘lord’ or ‘king’ which appears in at least in six different forms in Maya literature: ahau, ahaw, ajau, ajaw, ’ajaw, and ajaaw. Since the ratification of the new official alphabets for the Guatemalan Maya languages (*Acuerdo Gubernativo numero 1046-87* [23 November 1987]) and its modification (*Acuerdo Gubernativo numero 129-88* [2 March 1988]), and its subsequent publication (*Lenguas Mayas de Guatemala: Documento de referencia para la pronunciación de los nuevos alfabetos oficiales*), most, but not all, Maya scholars around the world begun to use the new alphabet in their publications.

When it comes to the application of this new alphabet, one can notice various ways of dealing with the issue. The conventions of the orthography usually concern four “domains” of groups of words:

- (1) Words in different Maya languages
- (2) Maya words that are considered to be somewhat constant in the terminology of Maya studies (such as day and month names [derived from colonial Yukatek])
- (3) Place and proper names
- (4) Names of languages and ethnic groups

On one end of the “scale” are scholars, who use new alphabets for the words in Maya languages but retain the custom of using old (colonial) alphabets in cases 2-4; in the middle of the scale are scholars with various solutions: some apply the new alphabet for the Guatemalan Maya languages only (case 1), and old alphabets for the others; both of these might use either old or new orthography in case 2.

On the other end of the “scale” are scholars who employ the new alphabets not only in the cases 1-2, but also in cases 3-4, thus using Yukatan instead of Yucatan, Waxaktun instead of Uaxactun, and K’iche’ instead of Quiche or Quiché. Moreover, most scholars who have begun employing the new orthography in all of the cases stated above, still maintain the convention of using traditional orthography for languages and ethnic groups outside the Maya realm, thus using words such as Q’eqchi’, Kaqchikel, and Wastek in the same text with Mixe, Zoque, and Nahuatl instead of using either one or the other of the following sets:

- (a) Q’eqchi’, Kaqchikel, Wastek, Mihe, Soke, and Nawatl
- (b) Kekchi, Cakchiquel, Huastec, Mixe, Zoque, and Nahuatl

My position in this medley is that of finding a closely argued, consistent, and coherent standpoint. I have chosen to follow the sequent logic: when it comes to the Maya words, whether in the form of case 1 or 2 stated above, I have chosen to follow the “new alphabet”. In the case of the place names, I have chosen *not* to follow the usage of the “new alphabet” since most place names are well established in geographical vocabulary, including maps and road signs, and, furthermore, reflect a world-wide custom of natural “frozenness” of place names (on the same grounds the cities of Leicester and Gloucester in England retain their old orthographies, and their spellings are not revised to *Lester and *Gloster, respectively). Therefore, I am inclined to hold to the traditional orthography in the case of such place names as Yucatan (not *Yukatan), Edzna (not *Etz’na or *Ets’na), Coba (not *Koba), and Uaxactun (instead of *Waxaktun or *Waxaktuun). Also, the accents represented on Maya words are redundant since all words of Maya origin are pronounced with the stress placed on their last syllable. Thus, the use of Spanish-derived accents is eliminated: thus e.g., Tonina instead of *Toniná.⁵

However, in the case of the names of the Maya languages and “nations” I have chosen to follow the “new” orthography on the grounds of practicality and rationality: practicality in the sense that the new forms of the languages and nations have been accepted (with some exceptions) by most scholars around the world (regardless of the respective languages they employ); rationality in the sense that the new orthographies reflect the names of the languages and nations far better than the older somewhat inconsistent names.

This reasoning is not, however, accepted by some scholars who – with an understandable and well-grounded argumentation – rationalize that the names of the Maya languages and nations in the English language are *English* words, i.e., it is not reasonable to assume that the change of the orthography of a given language outside of the English-speaking world affects *English* orthography. According to the same reasoning, English-speaking people use words such as German (not *Deutsch), visit countries and places such as Brittany (not *Bretagne), Saxony (not *Sachsen), and Finland (not *Suomi), talk about languages such as French (not *français), Swedish (not *svenska), and Spanish (not *español), etc.

In this study I shall follow the new alphabet and new orthography when operating with *Maya* names and terminology, but I shall continue using the old orthography when employing names of Maya origin that have been incorporated into the English language. The ‘old’ or so-called ‘Colonial’ orthography is thus used here to render place names, i.e., toponyms. Accordingly, I shall speak about Yucatan, not *Yukatan, Calakmul, not *Kalak’mul, and Uaxactun instead of *Waxaktun or *Waxaktuun. However, from my viewpoint, names of the Maya languages and nations do not fall into the same type of category as the previous examples. They are not as well-known and they are used to a

⁵ On the same grounds, for example, all words in Finnish (including place names) are not marked with accents due to the fact that in Finnish the stress is always on the first syllable; thus: Helsinki, not *Hélsinki (asterisks are used here to indicate incorrect spellings).

lesser extent in general spoken or written language, and are, therefore, more easily “revised” if needed.⁶

Even though the new orthography reflects the names of the Maya languages better than the previous one(s), there still remains a problem that has been, so far, omitted. The new orthography was taken into the *English language* literature and research on Maya by some scholars without considering or realizing that the new terms for the names of the Maya languages are, in fact, *Spanish* words, and that they are to be used in official Spanish and Maya documents in Guatemala. From this fact it follows that some of the names of the Maya languages have Spanish suffixes in them (such as *akateko*, *sakapulteko*, and *sipakapense* [note that in Spanish the names of the languages are written with the initial letter in lower case]). Taking this fact into consideration, I am employing a revised orthography for the names of the Maya languages in *English*, and without Spanish suffixes⁷ (the names of the languages with revised orthography are marked in *italics*):

Old orthography:	New orthography:	New, revised, orthography:
Aguateco	Akateko	<i>Akatek</i>
Aguacateco	Awakateko	<i>Awakatek</i>
Cakchiquel	Kaqchikel	Kaqchikel
Chorti	Ch’orti’	Ch’orti’
Chuj	Chuj	Chuj
Ixil	Ixil	Ixil
Itza	Itza’	<i>Itzaj</i>
Jacalteco	Jakalteko	<i>Jakaltek</i>
Kanjobal	Q’anjob’al	Q’anjob’al
Kekchi	Q’eqchi’	Q’eqchi’
Mam	Mam	Mam
Mopan	Mopan	Mopan
Pocomam	Poqomam	Poqomam
Pocomchi	Poqomchi’	Poqomchi’
Quiche	K’iche’	K’iche’
Sacapulteco	Sakapulteko	<i>Sakapultek</i>
Sipacapa	Sipakapense	<i>Sipakap</i>
Tektiteco	Tektiteko	<i>Tektitek</i>
Tzutuhil	Tz’utujil	Tz’utujil
Uspanteco	Uspanteko	<i>Uspantek</i>

The names of the Maya languages outside Guatemala would, correspondingly, be rendered in the following way (see e.g., England 1992, p. 21):

Chol	Ch’ol	Ch’ol
Chontal	Chontal	Chontal
Huasteca	Wasteko	<i>Wastek</i>
Lacandon	Lakantun	Lakantun
Mocho	Mocho’	Mocho’

⁶ I have used the same type of reasoning with the Finnish language when posting a letter to the Languages Planning Department of the Research Institute for the Languages of Finland (Kotimaisten kielten tutkimuskeskuksen kielenhuolto-osasto) in 1997. The intention of the letter was to bring the names of the languages and nations of Mexico and Central America up-to-date using the names of the languages and nations *in their respective languages* as a basis for the systematization *in Finnish*. The most common names were “ratified” (9/29/1997) and the usage of the less common names were left to be dealt with the conventions of the specialists in the field (see Kettunen 2002).

⁷ Some scholars have also omitted the apostrophes that mark the glottal stops after the grapheme , since there is no opposition between glottalized and unglottalized /b/ in Maya languages and, therefore, at first glance, the apostrophe seems to be redundant. However, as there are loanwords in modern Maya languages that are incorporated into them from Spanish, the opposition does exist – at least theoretically (i.e., whether or not the opposition appears in the surface level).

Tojolobal	Tojlob'al	Tojlob'al
Tzeltal	Tzeltal	Tzeltal
Tzotzil	Tzotzil	Tzotzil
Yucatec	Yukateko	<i>Yukatek</i>

The names of extinct Maya languages would, correspondingly, be rendered in the following way (see, e.g., England and Elliott, eds. 1990):

† Chicomucelteco	† Chikomuselteko	† <i>Chikomuseltek</i>
† Cholti	† Ch'olti'	† Ch'olti'

Pronunciation

TRANSCRIPTIONS⁸ OF CLASSIC MAYA PHONEMES

Table 1: Classic Maya consonants

	bilabial	alveolar	palato- alveolar	palatal	velar	uvular	glottal
stops/ plosives:							
unglottalized	p	t			k		'
glottalized (ejective stops)	p'	t'			k'		
	b'						
affricates:							
unglottalized		tz	ch				
glottalized (ejective stops)		tz'	ch'				
fricatives/ spirants		s	x			j	h
liquids/ approximants		l					
nasals	m	n					
semivowels	w			y			

Table 2: Classic Maya vowels

	front	central	back
high (close)	i		u
mid	e		o
low (open)		a	

⁸ These transcriptions are neither phonemic nor phonetic. Instead, they represent the orthographies used in Maya epigraphy that are based on the new official alphabets for the Guatemalan Maya languages (*Acuerdo Gubernativo numero 1046-87* [23 November 1987]) and its modification (*Acuerdo Gubernativo numero 129-88* [2 March 1988]), and its subsequent publication (*Lenguas Mayas de Guatemala: Documento de referencia para la pronunciación de los nuevos alfabetos oficiales*).

CHRONOLOGY

The periodization of the ancient Maya culture and history is an academic method developed for the purpose of categorizing eras that are conceptually distinct – either culturally or historically. However, such a method is merely a tool for scholars to operate within a cultural and historical framework. In fact, dividing the history of the ancient Maya into different epochs and labeling those eras with various designations probably depicts more about us and our values than about the Maya. What has been seen as the pinnacle of the Maya culture, with complex societies, highly developed architecture, elaborate art, advanced writing system, and sophisticated calendars, has been labeled the “Classic Period”. Time before and after this alleged apex of the Maya culture is categorized as “Preclassic” (or “Formative”) and “Postclassic” Periods. During the course of the study of the ancient Maya culture, the labels and the time span of the different periods have changed considerably.

In his book *A Study of Maya Art: Its Subject Matter and Historical Development*, published in 1913, Herbert Spinden divided the epochs of the ancient Maya culture into 7 periods:⁹

Table 3: Periodization according to Spinden (1913)

Spinden 1913:	Spinden's dates:	GMT dates:
Protohistoric Period	235 B.C. – A.D. 160	A.D. 25 – 420
Archaic Period	A.D. 60 – 455	A.D. 420 – 715
Great Period	A.D. 455 – 600	A.D. 715 – 860
Transition Period	A.D. 600 – 960	A.D. 860 – 960
League Period	A.D. 960 – 1195	A.D. 960 – 1195
Nahua Period	A.D. 1195 – 1442	A.D. 1195 – 1442
Modern Period	A.D. 1442 – ?	A.D. 1442 – ?

In his book *An Introduction to the Study of the Maya Hieroglyphs* published in 1915, Sylvanus Morley compares the sculptural tradition of, what he calls, the “Golden Age of the Maya” to the classic period of Greek art:

The ancient Maya [...] emerged from barbarism probably during the first or second century of the Christian Era [...]. How long a time had been required for the development of their complex calendar and hieroglyphic system to the point of graphic record, it is impossible to say, and any estimate can be only conjectural. It is certain, however, that a long interval must have elapsed from the first crude and unrelated scratches of savagery to the elaborate and involved hieroglyphs found on the earliest monuments, which represent not only the work of highly skilled sculptors, but also the thought of intensively developed minds. [...] by the end of the second century of the Christian Era the Maya civilization was fairly on its feet. There then began an extraordinary development all along the line. City after city sprang into prominence throughout the southern part of the Maya territory, each contributing its share to the general progress and art of the time. With accomplishment came confidence and a quickening of pace. [...] This period of development, which lasted upward of 400 years, or until about the close of the sixth century, may be called perhaps the “Golden Age of the Maya”; at least it was the first great epoch in their history, and so far as sculpture is concerned, the one best comparable to the classic period of Greek art. (Morley 1915: 2-3)

⁹ Here and below the dates based on GMT (Goodman-Martínez-Thompson) correlation are included in the table providing the reader with a “translation” of the other correlations into the GMT correlation.

According to Morley, what followed the “Golden Age of the Maya” was a “Transitional Period” followed by the “Renaissance” in Yucatan:

As the new country waxed the old waned, so that by the end of the sixth century the rise of the one and the fall of the other had occurred. The occupation and colonization of Yucatan marked the dawn of a new era for the Maya although their Renaissance did not take place at once. [...] The Transitional Period was at an end, and The Maya Renaissance, if the term may be used, was fully under way. The opening of the eleventh century witnessed important and far-reaching political changes in Yucatan. [...] In the year 1000 these three cities—Chichen Itza, Uxmal, and Mayapan—formed a confederacy, in which each was to share equally in the government of the country. Under the peaceful conditions which followed the formation of this confederacy for the next 200 years the arts blossomed forth anew. This was the second and last great Maya epoch. It was their Age of Architecture as the first period had been their Age of Sculpture.
(Morley 1915: 4-5)

Morley’s 1915 periodization can be, accordingly, configured as follows:

Table 4: Periodization according to Morley (1915)

Morley 1915:	Morley’s dates:	GMT dates:
Barbarism	Until the 1st / 2nd century A.D.	Until the 1st / 2nd century A.D. + 260 years
Golden Age of the Maya	1st / 2nd century A.D. – A.D. 600	1st / 2nd century A.D. + 260 years – ca. A.D. 860
Transitional Period	A.D. 600 – A.D. 1000	ca. A.D. 860 – A.D. 1000
Renaissance	A.D. 1000 – A.D. 1200	A.D. 1000 – A.D. 1200
(no designation)	A.D. 1200 – A.D. 1541	A.D. 1200 – A.D. 1541

During the first half of the 20th century numerous designations were given to the epochs in Maya history but probably one of the most influential was that of the Old Empire–New Empire designation that was prevalent in the literature from the late 1910s until the late 1940s. The division was proposed by Sylvanus Morley in 1915 at the 19th International Congress of Americanists in Washington (published in 1917 in an article entitled “The Hotun as the Principal Chronological Unit of the Old Maya Empire” [*Proceedings of the 19th International Congress of Americanists* (1915), Washington, pp. 195-201]).¹⁰

¹⁰ Although the division into the two epochs were proposed by Morley in 1915 they were not present in his 1915 book “An Introduction to the Study of the Maya Hieroglyphs”. The reason behind this can be inferred from the pages of the biography of Morley (Brunhouse 1971: 162): the Introduction was written already in 1911 but delays postponed the publication until 1915. See also Morley 1920: 505 for the details of the pronouncement of the division.

In his 1920 book *The Inscriptions at Copan*, Morley laid out the division and the subdivisions of the time periods as shown in Table 5:

Table 5: Periodization according to Morley (1920)

Morley 1920:	Long Count dates:	Morley's dates:	GMT dates:
Old Empire, Early Period (I)	Earliest times to 9.10.0.0.0	Earliest times to A.D. 374	Earliest times to A.D. 634
Old Empire, Middle Period (II)	9.10.0.0.0 to 9.15.0.0.0	A.D. 374 – 472	A.D. 634 – 732
Old Empire, Great Period (III)	9.15.0.0.0 to 10.2.0.0.0	A.D. 472 – 610	A.D. 732 – 870
New Empire, Colonization Period (IV)	9.14.0.0.0 to 10.6.0.0.0	A.D. 453 – 689	A.D. 713 – 949
New Empire, Transitional Period (V)	10.6.0.0.0 to 11.1.0.0.0	A.D. 689 – 985	A.D. 949 – 985
New Empire, Renaissance Period (VI)	11.1.0.0.0 to 11.12.0.0.0	A.D. 985 – 1202	A.D. 987 – 1202
New Empire, Toltec Period (VII)	11.12.0.0.0 to 12.5.0.0.0	A.D. 1202 – 1458	A.D. 1202 – 1458
New Empire, Final Period (VIII)	12.5.0.0.0 to 12.9.5.0.0	A.D. 1458 – 1542	A.D. 1458 – 1542

This periodization was later modified by Morley (1946) adding the Pre-Maya designation to the division. Also, this was one of the latest publications where the division between Old and New Empire was still present:

Table 6: Periodization according to Morley (1946)

Morley 1946:	GMT dates:
Pre-Maya I	3000(?) B.C. – 1000(?) B.C.
Pre-Maya II	1000(?) B.C. – 353 B.C.
Pre-Maya III	353 B.C. – A.D. 317
Old Empire I, Early Period	A.D. 317 – 633
Old Empire II, Middle Period	A.D. 633 – 731
Old Empire III, Great Period	A.D. 731 – 987
New Empire I, Puuc Period, Maya Renaissance	A.D. 987 – 1194
New Empire II, Mexican Period	A.D. 1194 – 1441
New Empire III, Period of Disintegration	A.D. 1441 – 1697

Sometime in the middle of the 20th century a shift from the previous designations to the one employing the term “Classic” occurred. In George Kubler’s words:

The concept of a classic epoch in ancient American cultural history is no older than the neo-evolutionary developmental schemes imposed about 1950 upon the entire fabric of American antiquity. The designation as “classic” for events roughly between 200 B.C. and A.D. 800 quickly found universal acceptance. Its general use testifies not alone to the convenience of the idea, but also to the plausibility of a parallel with the ancient Mediterranean. Here as there, an era of unprecedented attainments gave way to a medieval age which began with disintegrating societies and a transcendent ethos, when old forms were filled with new meanings, and old meanings were clad in new forms. (Kubler 1969: 46-47)

One of the first scholars to apply these new designations was Tatiana Proskouriakoff in her book *A Study of Classic Maya Sculpture* (1950):

Table 7: Periodization according to Proskouriakoff (1950)

Proskouriakoff 1950	Long Count:	GMT dates:
Pre-Classic Period	(no designation)	--
Early Classic Period—Late Cycle 8	8.14.0.0.0 to 9.0.0.0.0	A.D. 317 – 435
Early Classic Period—Early Cycle 9	9.0.0.0.0 to 9.5.0.0.0	A.D. 435 – 534
Hiatus	9.5.0.0.0 to 9.8.0.0.0	A.D. 534 – 593
Late Classic Period—Formative Phase	9.8.0.0.0 to 9.13.0.0.0	A.D. 593 – 692
Late Classic Period—Ornate Phase	9.13.0.0.0 to 9.16.0.0.0	A.D. 692 – 751
Late Classic Period—Dynamic Phase	9.16.0.0.0 to 9.19.0.0.0	A.D. 751 – 810
Late Classic Period—Decadent Phase	9.19.0.0.0 to 10.3.0.0.0	A.D. 810 – 889

In 1950 and 1960, J. Eric S. Thompson applied yet another designation to the epochs of ancient Maya history in his book *Maya Hieroglyphic Writing: An Introduction*. However, in 1954 and 1966 – in the first and second editions, respectively, of his *The Rise and Fall of Maya Civilization* – the time period divisions had already shifted to “Formative” and “Classic” designations:

Table 8: Periodization according to Thompson (1950, 1954, 1960, and 1966)

Thompson 1950/1960:	GMT dates:	Thompson 1954:	GMT dates:	Thompson 1966:	GMT dates:
--	--	--	--	Early Formative	1500 – 1000 B.C.
Formative Period (or Middle Culture Horizon)	500 B.C. – A.D. 320	Formative Period	500 B.C. (?) – A.D. 325	Middle Formative	1000 – 500 B.C.
--	--	--	--	Late Formative	500 B.C. – A.D. 100/200
--	--	Classic Period: Early	A.D. 325 – 625	Classic Period: Early	A.D. 200 – 625
Initial Series Period	A.D. 320 – 909	Classic Period: Florescence	A.D. 625 – 800	Classic Period: Florescence	A.D. 625 – 800
--	--	Classic Period: Collapse	A.D. 800 – 925	Classic Period: Collapse	A.D. 800 – 925
(“Transitional phase”)	A.D. 909 – 987	Interregnum	A.D. 925 – 975	--	--
Mexican Period	A.D. 987 – 1204	Mexican Period	A.D. 975 – 1200	Mexican Period	A.D. 925 – 1200
Period of Mexican Absorption	A.D. 1204 – 1539	Period of Mexican Absorption	A.D. 1200 – 1540	Period of Mexican Absorption	A.D. 1200 – 1540

These new designations also found their way to the literature on ceramics (as in Smith 1955), and the term “Formative” was adopted widely in the literature from 1960s until 1980s (and in some publications until the present day):

Table 9: Periodization according to Coe (1966, 1980)

Coe 1966:	GMT dates:	Coe 1980:	GMT dates:
Archaic Period	Until 1500 B.C.	Archaic Period	Until 2000 B.C.
Early Formative Period	1500 – 800 B.C.	Early Formative Period	2000 – 800 B.C.
Middle Formative Period	800 – 300 B.C.	Middle Formative Period	800 – 300 B.C.
Late Formative Period	300 B.C. – A.D. 150	Late Formative Period	300 B.C. – A.D. 150
Proto-Classic Period	A.D. 150 – 300	Proto-Classic Period	A.D. 150 – 300
Early Classic Period	A.D. 300 – 600	Early Classic Period	A.D. 300 – 600
Late Classic Period	A.D. 600 – 900	Late Classic Period	A.D. 600 – 900
Early Post-Classic Period	A.D. 900 – 1200	Early Post-Classic Period	A.D. 900 – 1200
Late Post-Classic Period	A.D. 1200 – 1530	Late Post-Classic Period	A.D. 1200 – 1530

However, beginning from the 1980s the term “Preclassic”¹¹ (as favored by Proskouriakoff already in 1950) was employed extensively in the literature in favor of “Formative”:

Table 10: Periodization according to Morley, Brainerd, and Sharer (1983) and Sharer (1994)

Morley, Brainerd, and Sharer 1983 & Sharer 1994: GMT dates:	
Early Preclassic Period	Until 1000 B.C.
Middle Preclassic Period	1000 – 400 B.C.
Late Preclassic Period	400 B.C. – A.D. 100
Protoclassic Period	A.D. 100 – 250
Early Classic Period	A.D. 250 – 550
Late Classic Period	A.D. 600 – 800
Terminal Classic Period	A.D. 800 – 900/1000
Early Postclassic Period	A.D. 900/1000 – 1250
Late Postclassic Period	A.D. 1250 – 1500~1697

Although the designation issue was more or less resolved by the 1990s, the time span of the periods were not, and no consensus as to the exact starting and ending point or length of any given period exists to date (see Table 11).

¹¹ “Preclassic”, “Pre-Classic”, or “pre-Classic” depending on the orthography.

Table 11: Schematic overview of various periodizations in miscellaneous publications from 1913 to 1999

[illegible]

The periodization in the current volume is a consensus of the most recent research in the field with the exception that the time span of the Early and Late Classic periods are made compatible with the ceramic sequences of the current volume. This rationale is based on practical logic that takes into consideration the methodology involved in correlating and comparing iconographic motifs in different media – a technique that is possible to achieve without too many predicaments only in the event the chronologies of different media are comparable. Consequently, the periodization in this study is as follows:

Table 12: Periodization in the present volume

Period:	Dates:
Late Preclassic	400 B.C. – A.D. 280
Early Classic	A.D. 280 – 550
Late Classic	A.D. 550 – 950
(Terminal Classic)	(A.D. 830 – 950)
Early Postclassic	A.D. 950 – 1200
Late Postclassic	A.D. 1200 – 1519/1524/1540/1696

Rough estimates of the dates in the ceramic analysis as compared to Long Count dates in the monumental art are in the present study as follows:

Table 13: Rough estimates of the dates in the ceramic analysis as compared to Long Count dates in the monumental art in the present volume

Phase dating in ceramics:	Gregorian dates:	Closest LC dates (k'atun intervals):
EC1-3	A.D. 280 – 550	8.12.0.0.0 – 9.6.0.0.0
EC3-LC1	A.D. 530 – 570	9.5.0.0.0 – 9.7.0.0.0
LC1	A.D. 550 – 700	9.6.0.0.0 – 9.13.0.0.0
LC1-LC2	A.D. 680 – 720	9.12.0.0.0 – 9.14.0.0.0
LC2	A.D. 700 – 830	9.13.0.0.0 – 10.0.0.0.0
LC2-LC3	A.D. 810 – 850	9.19.0.0.0 – 10.1.0.0.0
LC3	A.D. 830 – 950	10.0.0.0.0 – 10.6.0.0.0

Early Classic ceramics (EC1, EC2, and EC3) are grouped together for the reason that there are not enough examples in EC1 and EC2 in the ceramic corpus of the present study, and the statistics would be distorted because of this fact. The transitional dates (EC3-LC1, LC1-LC2, and LC2-LC3) were created to host ceramics with a date that does not clearly fall into a precise phase dating period. Transitional dating is rather vague and the dates should be considered only suggestive. The time period of the transitional phase is composed of the last k'atun of the previous phase and first k'atun of the following phase.

THE CONCEPT “MAYA”

During the past couple hundred years of Maya studies, we have witnessed a number of different research focuses, various ways of looking at Maya culture, different people from various backgrounds studying the Maya culture, and varied interpretations based on a range of personal, cultural, and linguistic backgrounds, and different eras in research history with diverse scientific paradigms, theories, and methods. One distinctive aspect in the history of the research, up to the present day, is that it has been, and still is, almost exclusively carried out by scholars outside the area of the focus of the research, i.e., the Maya area. It has been said that every generation writes its own history. In the case of the Maya, one could say that every generation of (mostly) Western scholars writes the history of the Maya.

The limit of language is shown by its being impossible to describe the fact which corresponds to (is the translation of) a sentence, without simply repeating the sentence. (Wittgenstein 1980: 10)¹²

What do we mean when we use the word Maya? It is quite common in academic papers to omit the discussion of the word and its meaning, and to either leave the question unchallenged or consider the usage of the word as self-evident. However, the realm and the denotation of the word Maya is in reality somewhat vague. Over the past five centuries the word has come to represent, essentially, two distinct but interconnected entities: the contemporary and the ancient Maya (and the phenomena associated with them).

The word ‘Maya’, in itself, is rather ambiguous, and it is only within a context or through the usage of additional words, expressions, and concepts attached to the word Maya that we are able to comprehend or reveal the intended target of the utterance. Without context, expressions such as “Maya iconography”, “Maya ruler”, “Maya script” and “Maya calendar” are universally understood to refer to the ancient Maya,¹³ but expressions such as “Maya ideology”, “Maya religion”, or “Maya art” are more difficult to label as belonging either to the ancient or the contemporary Maya. A common feature in popular discourse is that the word ‘Maya’ still refers (or has connotations) more frequently to the ancient rather than the modern Maya – not unlike the usage and understanding of words such as Aztec or Inka (Inca).¹⁴ It is also common to hear utterances such as “the descendants of the Maya” or questions and remarks such as “What happened to the Maya?” or “The Maya culture was destroyed by the Spaniards”.

Beyond popular usage of the word ‘Maya’ there are further complexities involved in the discussion. Is the entity that we call “the Maya culture” (whether ancient or modern) unified enough to be labeled as a single unit? Obviously it is a matter of the standpoint of the observer: for a Westerner, the culture or cultures of the indigenous peoples that either lived or are living in the area that is commonly referred to as the “Maya area” is *prima facie* unified and homogeneous enough to be labeled as a single culture. However, for a farmer living in the village of Chuachuacuxa, Baja Verapaz, or for a scribe who lived in Chichen Itza, there probably are and were differences at various levels, based both on geographical and temporal distance. In Tatiana Proskouriakoff’s words:

[...] It is not always clear, however, what is meant by the word “Maya” in reference to culture in pre-Columbian times. Individual cultural traits of the Maya can sometimes be traced back to considerable antiquity, but they

¹² “Die Grenze der Sprache zeigt sich in der Unmöglichkeit, die Tatsache zu beschreiben, die einem Satz entspricht (seine Übersetzung ist), ohne eben den Satz zu wiederholen.”

¹³ One could refer to Maya rulers (and pencils and erasers) made in the Maya area or to the Cholsamaj edition *Cholb’al Q’ij – Agenda Maya* calendar but the fact remains that the above-mentioned expressions are commonly identified as belonging to the realm of the ancient Maya.

¹⁴ The difference is, however, that the “descendants” of the Aztecs are referred to as Nahua or Nahua-speaking people, and the “descendants” of the Inka (culture, not ruler) as Kechua (Quechua) or Kechua-speaking people.

cannot be used to draw the cultural frontiers in the past, because they do not correspond to the distinguishing features of archaeological remains. There is infinitely more contrast between the ancient archaeological remains we call “Maya” and those left by modern Maya Indians than between the latter and, for example, modern remains of the Totonac. The same is true if we consider all the elements of culture inferred from remains, particularly if we emphasize intellectual aspects. Certainly the educated Maya Indian of ancient times differed more from the modern Indian than the various Indian groups differ from each other today. Is it possible, then, to define the word “Maya” so that it would distinguish a coherent or continuous cultural process from other cultural processes as we follow them into the past?
(Proskouriakoff 1950: 1)

For a person living in the area under discussion, the question is apparently associated with an individual’s level of education and degree of cultural identification and awareness. Ostensibly there is considerable variation pertaining to the level of identification (whether internal or external) between the thoughts of an indigenous *campesino* during the worst years of the civil war in Guatemala and that of a university student interested and aware of his or her ethnic and cultural background in present day Guatemala City. Additionally, there is hardly agreement on the extent of uniformity with regard to the existence or absence of unified Maya culture in the Precolumbian times. Obviously there are both minor and fundamental differences between various Maya areas, different Maya groups, and considerable diversity between distinct epochs in Precolumbian Maya history.

What we do not know how well integrated and how comprehensive Classic Maya culture was, and it is still a question whether any complex civilization can be thought of as a cultural entity, or if it is better conceived as a hierarchy of distinct but related cultures.
(Proskouriakoff 1950: 1)

Certainly each culture or subculture within the realm of the traditionally established concept of “Precolumbian Maya culture” has something in common with each other and they are all one way or another related to each other and interconnected by shared cultural traits, linguistic relationship, and mutual history. Yet it is doubtful that the “Maya” themselves considered that they belonged to a cohesive unit defined by our standards.

A more challenging issue from that of synchronic cultural similarities is the temporal span of comparable cultural traits within the Precolumbian Maya world. In the present study the diachronic analyses extend over 1500 years. Obviously the Maya culture changed considerably during this period of time, but the extent of transformation is still, and will remain, debatable. Another question is the moment in time of the emergence of Maya culture. By Classic times (ca. AD 250–900) there are enough indications of shared cultural attributes – at least in the elite strata of Maya societies – to proclaim the existence of an integrated Maya culture based on various interrelated societies.

However, the further we go back in history, and the lesser amount of information (based both on fewer records and a smaller number of different sources) we have on the culture(s), the more difficult it is to ascribe the attributes of the given culture(s) as belonging to the cultural sphere that followed it. A good example of this is the Preclassic cultures that flourished in the Guatemalan Pacific slope prior to the emergence of Classic Maya societies in the southern lowlands, as it is still debatable whether the Preclassic societies that emerged and thrived in the Guatemalan Pacific slope were culturally or linguistically Maya or not.¹⁵

Another issue to consider is the fact that the idea of a drastic change, and, *prima facie*, to some extent total discontinuity of various discernible phenomena still influences the common understanding of the Maya cultural history. This idea is based on the two significant and influential episodes in Maya

¹⁵ Another example is the archaic population in Belize whose cultural or ethnic identity is not known.

history: the so-called collapse of the Classic Maya civilization, and the Spanish Conquest. The magnitude of these points of culmination in Maya history has been a topic of various academic and popular surveys and writings since the very beginning of the European presence in the Maya area.

Most of the conclusions of academic investigations, save a few single publications, have so far been drawn from data which almost exclusively deals with the material culture, and especially that of the elite population. In the case of the ancient Maya culture, the information concerning the lower strata of the society is scarce, and the scholarly emphasis on the elite is, therefore, understandable. However, the fact that the material culture – and to some extent (written) intellectual culture – came to the end of *one* road towards the end of the 9th century AD in the Southern Maya Lowlands and during and after the Spanish Conquest in the whole Maya area, leaves open the question of the extensiveness of the continuity of undocumented cultural traits with fundamental and inherent beliefs that form the basis of the culture.

The diachronic and synchronic analyses of iconographic features presented in this study will provide some, albeit restricted, information to the aforementioned issues. Beyond some clear cases of typological differences, along with apparent patterns pertaining to the presence and absence of iconographic motifs, the information is, however, somewhat limited. Nevertheless, the time span examined in the present study will allow a broader look at the temporal variation of iconographic features and, plausibly, the cultural processes behind them.

1. SOURCES

The various categories of source material¹⁶ used in this study can be roughly divided into eight general groups: (1) Maya art, (2) Maya hieroglyphs, (3) archaeological material, (4) Post-Conquest native texts, (5) Post-Conquest historical sources, (6) ethnographic and ethnological data (along with ethnozoological data), (7) Maya languages, and (8) zoological material. Out of these eight groups, Maya art is considered as the single primary source with the other seven being supporting (primary or secondary) sources.

It should be noted, however, that this categorization is extremely elastic in nature and subject to adaptation:

- The word ‘art’ is problematic in itself.
- Maya art and hieroglyphs can be regarded as being part of archaeological record.
- Maya hieroglyphs can be assigned to the sphere of language as a source material.
- Archaeological material can be viewed in a broad or narrow sense of the word, encompassing all material remains of past cultures or only the records in the sense of the term ‘dirt archaeology’, respectively.
- Archaeological material can be considered to cover only excavated material, not unprovenanced items.
- Post-Conquest native texts can be regarded to include (1) only texts written by the Maya in various Maya languages, or also (2) texts recorded in various Maya languages by any given non-Maya person based on oral narratives in various Maya languages.
- Post-Conquest historical sources can be regarded to include (1) only texts written by Europeans in various European languages, or also (2) texts recorded in various Maya languages by the Maya themselves or by any given non-Maya person.
- Post-Conquest historical sources can be regarded as a synonym to ‘colonial sources’ if no distinction is made between the two previous statements.
- Ethnozoological data can be divided between ethnographic data and zoological data.
- Maya languages can be part of hieroglyphs, Post-Conquest native texts, and ethnography as a source material.
- Zoological material can be part of archaeological and ethnozoological data.

All in all, the division into eight separate groups is indistinct and flexible to say the least, but the distinction is made here in order to comprehend how various types of source material are related to each other, and to realize how various branches of learning are connected with each type of source material.

The various groups of source material will be illustrated in the following chapters preceded by two diagrams and a table illuminating the different groups of sources, the branch of studies associated with them, and general associations between different types of source material and various fields of studies. As most sources in the present study fall more or less seamlessly into at least one specific branch of learning, one group of source material, the Post-Conquest native texts, is not associated with any particular branch of study, but rather considered to fall into various fields of studies including literary/literature studies, religion studies, anthropology, and linguistics. Consequently, the number of diverse groups of source material is different from the number of distinct branches of studies.

Moreover, just as the division of different groups of source material is to some extent artificial and elastic in nature, the different branches of learning could also be reorganized since (1) iconography can be considered to be part of art history (or even archaeology in the broad sense of the word), and

¹⁶ For the discussion of the term ‘source material’, see page 37.

(2) epigraphy can be considered to be part of linguistics. However, in the present study the divisions of the distinct groups of source material and different branches of studies are explained below through the categories described above.

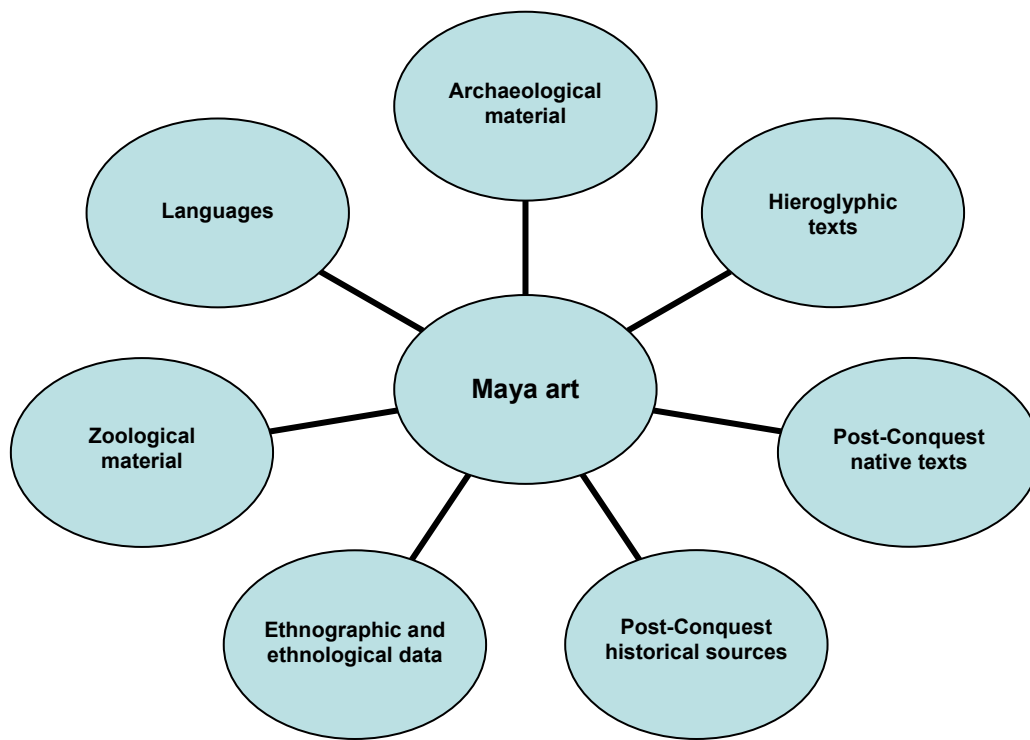


Figure 1: Diagram of primary and secondary source material categories of the present study

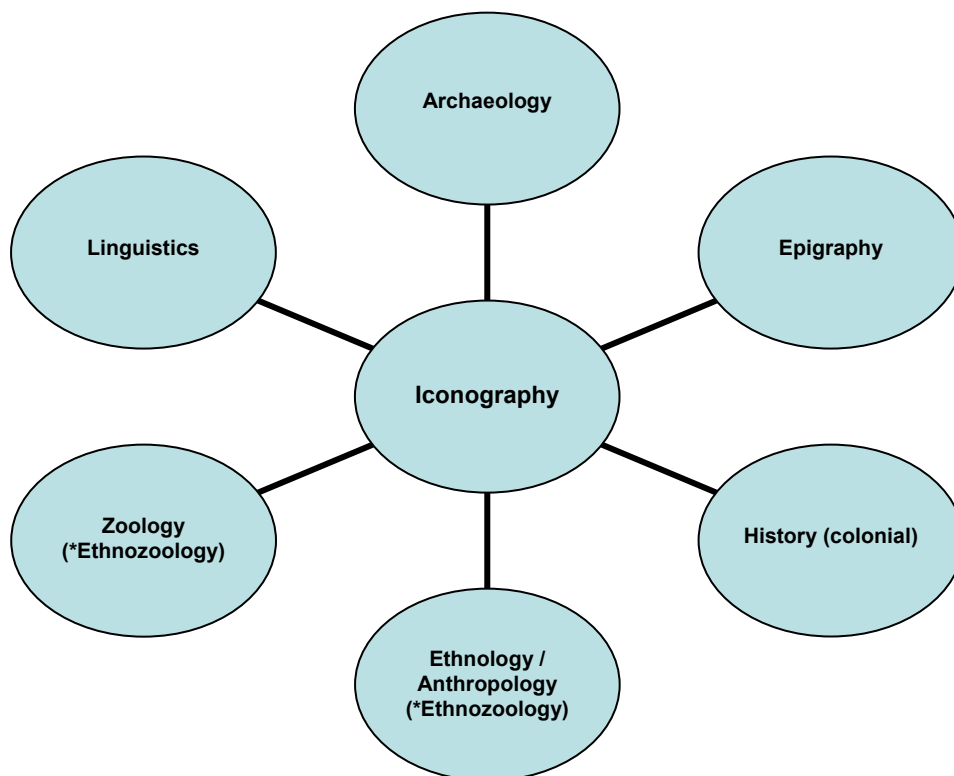


Figure 2: Diagram of primary and supporting branch of studies employed in the present study

Table 14: General associations between different types of source material and various fields of studies¹⁷

	iconography	archaeology	epigraphy	history (colonial)	ethnology / anthropology	zoology / ethnozoology	linguistics
art	<i>iconographic analyses</i>	<i>archaeological context of artworks</i>	<i>image vs. text</i>	(parallels in Post-Conquest historical sources)	<i>parallels in ethnological accounts</i>	<i>parallels in the animal world</i>	<i>connotations / denotations in various Maya languages</i>
archaeo-logical material			archaeological context of texts	(historical accounts vs. archaeological record)	parallels in ethnological accounts	(animal osteology)	(connotations / denotations in various Maya languages)
hieroglyphic texts				parallels in Post-Conquest historical sources	parallels in ethnological accounts	<i>parallels in the animal world</i>	<i>connotations / denotations in various Maya languages, reconstruction of words</i>
Post-Conquest native texts				historical framework of the texts	parallels in ethnological accounts	(parallels in the animal world)	linguistic analysis of the texts
historical sources					parallels in ethnological accounts	zoological descriptions	textual analysis
ethnological data						<i>ethno-zoological accounts</i>	<i>anthropo-logical linguistics</i>
zoological material							<i>connotations / denotations in various Maya languages</i>

It should be noted that, in the current volume, the term *source material* refers both to the actual first-hand *primary sources* such as *in situ* monuments, and also to the *secondary sources* such as photos and drawings of the monuments and hieroglyphs and various published editions and translations of the Post-Conquest texts. Original source material is used when possible, but due to the immense number of texts and artwork, I will have to rely on published (and unpublished) drawings and photos, and published editions of manuscript and dictionaries. In some cases the drawings of hieroglyphs or iconographic details have been misdrawn. In the case of controversies and in the case the context of a given artwork yields additional information, original material has been examined.

An additional problem is raised in the ‘references cited’ section of the current volume: depending on the branch of studies and governed by various traditions of different countries and universities, the guidelines and regulations pertaining to the designations or divisions of diverse types of source material vary considerably. In anthropology (at least in Anglo-American tradition), the diverse types of source material are not divided into separate groups even if different types of source material are used, but the written sources section is customarily labeled as ‘references’, ‘references cited’, or ‘bibliography’. In history (as a branch of learning), there are more precise rules regarding the division of written sources, and the sources are usually divided into unpublished or archival sources, published sources, and published literature / research (see Table 15).

¹⁷ Themes in *italics* are considered essential whereas subjects in parentheses are considered secondary in the present study.

Table 15: Various designations of written sources in assorted dissertations from the fields of history and anthropology

Publication / study:	Type of the publication:	Field:	Description of written sources:			
Koskivirta 2001	PhD dissertation	history	archival sources (arkistolähteet)	unpublished manuscripts (painamattomat käsikirjoitukset)	published sources (painetut lähteet)	published literature (painettu kirjallisuus)
Huhtamies 2000	PhD dissertation	history		unpublished sources (painamattomat lähteet)	published sources (lähdejulkaisut)	literature (kirjallisuus)
Martin 2003	PhD dissertation	history	manuscript sources	printed primary sources	secondary sources	
Pärssinen 1992	monograph based on a PhD dissertation	history	[archival] sources		published sources	commentaries and research
Joyce 2001	PhD dissertation	history		primary sources	secondary works and translations	
Larson 2004	PhD dissertation	history		primary sources	secondary sources	
Nur 2004	PhD dissertation	history			bibliography	
Shalev 2004	PhD dissertation	history			bibliography	
Garipzanov 2004	PhD dissertation	history			selected bibliography	
Graña-Behrens 2002	unpublished PhD dissertation	history, ethnology (Altamerikanistik)			literature (Literatur)	
Brown 1999	unpublished PhD dissertation	anthropology			references	
Connell 2000	unpublished PhD dissertation	anthropology			bibliography	
Fitzsimmons 2002	unpublished PhD dissertation	anthropology			bibliography	
Golden 2002	unpublished PhD dissertation	anthropology			references cited	
Borowicz 2002	unpublished PhD dissertation	anthropology			references	
Juárez 1996	unpublished PhD dissertation	anthropology			list of references	
Sanchez 2003	unpublished PhD dissertation	anthropology			references	
Taube 1988	unpublished PhD dissertation	anthropology			bibliography	

There are also problems as to how to make a distinction between written sources and literature / research. For example, can a translation be a primary source? In the case of Diego de Landa's *Relación de las cosas de Yucatán*, is the original manuscript (or the only surviving copy of it) a primary source, and all the published editions either secondary sources or literature? Can any of the translations of Landa's book be a primary source? And finally, if Landa's book is regarded as a

commentary or a study of the 16th-century Yucatan, should it not be regarded as literature among 21st-century scholarly books on the Maya?

A further problem is raised when dealing with texts written by the Maya themselves. Customarily the Post-Conquest books written in the Latin alphabet are regarded either as (primary) source material or placed under ‘bibliography’. In contrast, I have never witnessed ancient Maya texts dealt with in the same category (either in ‘written sources’ or ‘bibliography’) with Post-Conquest books. In my opinion, there is no distinction between these two sources except for the fact that the others are written in hieroglyphs and the others in Latin alphabet. Usually when referring to a specific Precolumbian Maya text in any given study on the Maya, the author either refers to the actual text *in situ* or in a museum without referring to a specific source in the ‘written sources’ or ‘bibliography’ section. Or, conversely, one refers to a publication where this text is to be found.

The fact is, obviously, that not a single person has ever seen the complete original Maya hieroglyphic corpus in its entirety, and, therefore, it would be misleading to place original texts (that one has not seen or studied) in the ‘written sources’ section at the end of a given book or study. Ultimately, if original hieroglyphic texts are not regarded as a source in the same manner as Post-Conquest books and dictionaries are, one still reflects the old-fashioned Western idea that Maya hieroglyphs are not text or language in the same sense as texts in the Latin alphabet are, and, therefore, they are not *historical* sources (consider also the notion history vs. pre-history: does pre-history in the Maya areas cease to exist in the 15th century AD or in the 1st century BC?).

As the current volume is not a historical study *per se* (belonging to the field of history as a discipline) but rather an interdisciplinary study employing different types of source material and methodologies of various disciplines, the written sources are not divided into different sections at the end of this volume. This preference also reflects the common tradition of other studies pertaining to the research of the ancient Maya where various types of source material are used. A further rationale behind this choice is the fact that multiple categories of written sources make the search of references arduous for the reader and disables efficient cross-referencing.

1.1. MAYA ART

Iconographic studies have played a major role in Maya studies during the history of the discipline and especially during the past 30 odd years. Along with the breakthroughs made in the field of Maya epigraphy, an increasing number of studies have been made in Maya iconography. One of the reasons for the growing number of iconographic analyses is the interrelatedness of text and image in Maya art. Nowadays scholars dealing with Maya art have the advantage that the researchers lacked before the breakthroughs in Maya epigraphy in the latter part of the 20th century.

Recurrently, the glyphic collocations accompanying Maya art reveal specific information of the associated images (and vice versa). In a sense, many representations in Maya art operate akin to cartoons or comic strips where the full understanding of the event(s) requires comprehension of both image and captions (or speech bubbles/balloons). Moreover, an adequate understanding of the image and text can only be achieved contextually as in the cartoon analogy: the context of a comic strip (as a part of a comic book) can only be fully appreciated by means of reading the entire book, and preferably being aware of the language, motives, and background of the artist and his/her culture and the specific point in history.

The late 19th century and the early 20th century saw various works that dealt partly on the analysis of Maya art and iconography, such as Paul Schellhas’s *Vergleichende Studien auf dem Felde der Maya-*

*Alterthümer*¹⁸ (Internationales Archiv für Ethnographic, Vol. 3, Berlin 1890) and Alfred Maudslay's *Biologia Centrali-Americana: Archaeology*, Vols. I-VI (R.H. Porter & Dulau & Co., London 1889-1902). However, before the publication of Herbert Spinden's *A Study of Maya Art: Its Subject Matter and Historical Development* (1913) no extensive or detailed treatise on Maya iconography really existed. After Spinden's monograph, the next extensive studies on Maya iconography were Tatiana Proskouriakoff's *A Study of Classic Maya Sculpture* (1950) and George Kubler's *Studies in Classic Maya Iconography* (1969).

The limited availability of drawings and photographs of Maya art was one of the problems in the early studies on the subject, but from 1970s onwards an immense growth in the volume of both photographs and drawings of Maya art has been witnessed. An enormous part of this development can be accredited to scholars such as Linda Schele, who not only published an immeasurable amount of articles on the subject, but also produced a vast number of drawings of Maya art and iconography. Further credit can be granted to Ian Graham and the *Corpus of Maya Hieroglyphic Inscriptions Project* that began in 1975 (with additional precursors, such as Graham [1967]). Another giant contribution is the corpus of roll-out and still photographs of Maya ceramics by Justin Kerr (Kerr [n.d.a., 1989, 1990, 1992, 1994, 1997, and 2000]) along with Justin Kerr's photographs in the following publications that paved the way to the corpus: Coe (1973, 1978, and 1982); Robicsek (1978); Robicsek and Hales (1981); and Parsons, Carlson, and Joralemon (1988).

Regarding the terminology employed in iconographic studies, it has been customary in Maya research to use the term iconography to mean both the study of artistic representations and the subject matter itself. The term has been utilized in expressions such as "iconographic analysis" (part of the research process) and "Maya iconography" (object of the research). Whereas the former term is somewhat established, the latter example is not, and it is often used interchangeably with the term "Maya art".¹⁹ With regard to the definition of the word 'iconography', the terminology has been in constant transformation ever since the publication of Erwin Panofsky's "Studies in Iconology" (1939), in which the term is defined as "[...] that branch of the history of art which concerns itself with the subject matter or meaning of works of art, as opposed to their form" (Panofsky 1939: 3). Other definitions of the word 'iconography' include the following:

The pose, gestures, attributes, and symbols that serve to identify an image [...].
(Gunther n.d.)

- (1) A pictorial representation, delineation; a drawing or plan.
- (2) The description or illustration of any subject by means of drawings or figures; any book or work in which this is done; also, the branch of knowledge which deals with the representation of persons or objects by any application of the arts of design.
(*Oxford English Dictionary* 2002)

¹⁸ Translated and published in English as "Comparative Studies in the Field of Maya Antiquities" in *Mexican and Central American Antiquities, Calendar Systems, and History: Twenty-four Papers by Eduard Seler, E. Förstemann, Paul Schellhas, Carl Sapper, and E.P. Dieseldorff* (Smithsonian Institution, Bureau of American Ethnology, Bulletin 28, Government Printing Office, Washington 1904), pp. 595-622.

¹⁹ Regarding the usage of the word 'art', it is worth keeping in mind that this concept is very subjective, and dependent on the observer's values and cultural framework, and, more importantly, it is worth bearing in mind that the concept did not exist in the Classic Maya language, or in the conceptual realm of Precolumbian cultures in general, in the same sense as in the Western world. To quote Carolyn Tate: "In our own society, we consider Maya sculpture to be 'art.' It is pictorially stimulating, it has a canon of iconography which can be learned, we appreciate the calligraphy of glyphs and images, and it is desired, viewed, sold, and collected like other forms of art. However, there is no word for 'art' in Mayan language. This is so in many locative societies. If one searches for words translating as 'art' in Yucatec Maya, one finds *its'atil* meaning art or science, skill, ability, knowledge. The root *its'* refers to art not as a category of objects made to be looked at, but as a skill, often a magical one, as shown in the related word *ah its'*, sorcerer. "[A]rt" was not a separate conceptual category in Maya civilization." (Tate 1992: 29-30)

In a dictionary definition you will find *iconography* described as the study of traditional images or symbols and *iconology* with a similar definition as the study of icons or artistic symbolism. This might suggest they are synonyms and they are commonly used as such in describing the study of art images. However, *iconography* can be a confusing term. Its original meaning as a study of icons, panel pictures of Christ or a Saint, is still retained in some contemporary religious contexts, Greek Orthodox for example. Furthermore, from about the seventeenth century *iconography* was used in a secular context as a noun to describe a collection of portraits. Art historians today accept the term *iconography* as referring to the description and classification of images. Importantly, due to the influence of Erwin Panofsky (1892 – 1968), there is often a distinction made between the two terms with *iconology* referring specifically to the interpretation of images. (Woodrow 2004)

In the present volume the term ‘iconography’ is formulated as “the study and analysis of symbols, design motifs, images, and other types of artistic representations, and their contextual significance”. Consequently, the distinction between ‘iconography’ and ‘iconology’ is not made here (as the two terms overlay even in the works of Panofsky), and, furthermore, the term ‘iconography’ is used rather freely in the present study to encompass both the *object* of the interpretation and the *act* of interpretation, as is customary in Maya studies – but not in the terminology applied by Panofsky (1939).

Also, the terminology involved in the *act* of interpretation is limited to ‘iconographic analysis’ in a broad sense in contrast with Panofsky’s (1939: 3-15) three stages: (1) ‘pre-iconographical description’, (2) ‘iconographical analysis’, and (3) ‘iconographical interpretation’ (see Table 16). However, in the present study the act of interpretation of Panofsky’s stage 1 (‘pre-iconographical description’) will be translucent enough as it corresponds with the formal analysis of the motifs in isolation. On the other hand, Panofsky’s stages 2 and 3 will be merged together in the present study as they are not so straightforwardly detachable in regard to the analyses of scenes involving motifs and in the analyses regarding the meaning of the motifs.

Table 16: Panofsky’s (1939: 14-15) description of the stages and levels involved in iconographic interpretation

Object of interpretation:	Act of interpretation:	Equipment for interpretation:	Controlling principle of interpretation:
Primary or <i>natural</i> subject matter – (A) factual, (B) expressional –, constituting the world of artistic motifs.	<i>Pre-iconographical description</i> (and pseudo-formal analysis).	<i>Practical experience</i> (familiarity with <i>objects</i> and <i>events</i>).	History of <i>style</i> (insight into the manner in which, under varying historical conditions, <i>objects</i> and <i>events</i> were expressed by <i>forms</i>).
Secondary or <i>conventional</i> subject matter, constituting the world of <i>images</i> , <i>stories</i> and <i>allegories</i> .	<i>Iconographical analysis</i> in the narrower sense of the word.	<i>Knowledge of literary sources</i> (familiarity with specific <i>themes</i> and <i>concepts</i>).	History of <i>types</i> (insight into the manner in which, under varying historical conditions, specific <i>themes</i> or <i>concepts</i> were expressed by <i>objects</i> and <i>events</i>).
<i>Intrinsic meaning or content</i> , constituting the world of ‘symbolical’ values.	<i>Iconographical interpretation</i> in a deeper sense (<i>Iconographical synthesis</i>).	<i>Synthetic intuition</i> (familiarity with the <i>essential tendencies of the human mind</i>), conditioned by personal psychology and ‘ <i>Weltanschauung</i> ’.	History of <i>cultural symptoms</i> or ‘ <i>symbols</i> ’ in general (insight into the manner in which, under varying historical conditions, <i>essential tendencies of the human mind</i> were expressed by specific <i>themes</i> and <i>concepts</i>).

As to the basic terminology involved in the iconographic analyses, the word ‘motif’ is employed in the present study to denote artistic forms that carry a meaning (Panofsky 1939: 5)²⁰ as opposed to ‘elements’ that are regarded as formal constituents of motifs. The term ‘design’ is used broadly to denote formal details or combination of details that either carry a meaning or are mere decorations.²¹ Consequently, the term ‘motif’ is restricted to designs that have a meaning, while elements are parts of motifs and designs, and designs overlap with motifs and formal decorations depending on whether they carry a meaning or not. Accordingly, an isolated artistic representation is a design before – by the means of iconographic analysis – it becomes a motif.

Regarding the general typology and division between various types of artwork, there are numerous ways to approach the issue. Maya sculpture is customarily divided between (1) architectural elements, such as lintels, panels, door jambs, steps, and roof combs, and (2) free-standing monuments, such as stelae and so-called altars (Sharer 1994: 641). In the light of the research material of the present study this dichotomy is somewhat irrelevant as the main focus will be in iconographic details. However, when the context of the artwork is the critical basis of the argument, the division will be taken into consideration – although not in the sense of the dichotomy mentioned above, but rather based on monuments and architectural elements that are found in open and secluded areas.

Also, rather than looking at Maya art based on techniques, i.e., for example, separating sculpture from wall painting, all artworks associated with architecture are treated under the designation ‘monumental art’ in the present study. Consequently, the main dichotomy and source for looking at patterns between different types of artwork in the present study is the division between monumental art and portable artifacts (with ceramics as the foremost single group and the main focus in this study).

Sources used in this study as relates to Maya art

The single most important source material of this study, Maya art, is an incalculable resource. Due to the immeasurable amount of artwork that exist in archaeological sites, museums, collections or vaults of various institutions, or in private collections, only a fraction of the source material will be discussed in the present study. However, to assemble a meaningful sample of Maya art for a systematic examination of iconographic motifs in the present study, I have chosen to select a considerably large number of items of Maya art from various parts of the Maya area, of diverse time periods, and from a range of several different media. However, regarding the type of the artwork, the main focus in this study is directed towards ceramics and monumental art that seem to produce the most wide-ranging and most productive data for a systematic study of art motifs.

Instead of examining exclusively material that contains relevant iconographic features (i.e., nasal motifs) relating to the topic of the present study, I have chosen to incorporate a sizable collection of a variety of Maya monuments and ceramic vessels in which the motifs are either present or absent. The rationale behind this preference is methodological: i.e., if one attempts to understand the distribution patterns and the implications behind the existence of nasal motifs in Maya art, one should also examine scenes where such motifs are not present, and, consequently, one should try to detect the rationale behind the patterns of the presence and absence of the motifs in question. The methodology involved in such an examination is discussed in more detail in Chapter 2.

²⁰ In the *Oxford English Dictionary* (2002) the word ‘motif’ is glossed (for instance) as follows: “In painting, sculpture, architecture, decoration, etc.: A constituent feature of a composition; an object or group of objects forming a distinct element of a design; a particular type of subject for artistic treatment.” See also Levin (2003).

²¹ In the *Oxford English Dictionary* (2002) the word ‘design’ is glossed (for instance) as “[t]he combination of artistic details or architectural features which go to make up a picture, statue, building, etc.; the artistic idea as executed; a piece of decorative work, an artistic device”.

The principal focus of this study is directed, primarily, towards ceramic vessels and, secondarily, towards monumental art,²² and, consequently, the largest part of the source material is composed of these two primary sources with ceramics being the dominant source material and focus of the study in particular. With respect to the specific data in the source material, I am relying heavily on various reproductions of the artworks (whether in the form of photos, drawings, or other means of reproduction) by a number of scholars and artists. When in doubt of the accuracy of the artwork (especially in the question of drawings), I referred to original artifacts or a series of reproductions. Furthermore, I consulted existing research literature and held discussions with other scholars to find out about inaccuracies in drawings and, for example, overpainting in the case of ceramics (see Kerr 1989: 4-5).

The ceramics consulted in this study include examples from the following published sources: Coe (1973, 1975, 1978, and 1982); Culbert (1993); Kerr (1989, 1990, 1992, 1994, 1997, 2000, and n.d.a); Martin and Grube (2000); Mayer (2004), Reents-Budet (1994); Robicsek (1978); Robicsek and Hales (1981); Schele and Miller (1986), Smith (1955; Vol. II); and Willey, Leventhal, Demarest, and Fash (1994). For further information, see Chapter 5.1.1.

With respect to the examples from monumental art, the following published sources were exhaustively consulted in the process of statistical analyses of the current volume: Beetz and Satterthwaite (1981); Benavides Castillo (1997); Blom and Duby (1957); Chinchilla Mazariegos (2003); Clancy (1999); von Euw (1977 and 1978); von Euw and Graham (1984); Fash (1991); Graham (1967, 1978, 1979, 1980, 1982, 1986, 1992, and 1996); Graham and von Euw (1975, 1977, 1992, and 1997); Graham and Mathews (1996 and 1999); Grube and Martin (2000, 2001, and 2004); Grube and Schele (1995); Grube, Lacadena, and Martin (2003); Houston (1993); Jones and Satterthwaite (1982);Looper (2003); Martin and Grube (2000); Mathews (1980 and 1983); Miller (1982); Miller and Martin (2004); Montgomery (1998); Parsons (1986); Proskouriakoff (1950); Robertson (1985b and 1991); Ruppert, Thompson, and Proskouriakoff (1955); Schele (1990 and 1992); Schele and Miller (1986); Sharer (1994); Smith (1984); Tate (1992); and Wanyerka (2003). For a list of archaeological sites pertaining to these sources, see Table 17. For the geographical distribution of all sites examined in this study, see Map 1.

²² The two foremost categories of source material, ceramics and monumental art, are in fact incompatible as concepts (terms) as the former refers to media and the latter is a thematic term. However, pairing ceramics and *stone monuments* is problematic as well since the latter would exclude elements of monumental art that were not made of stone.

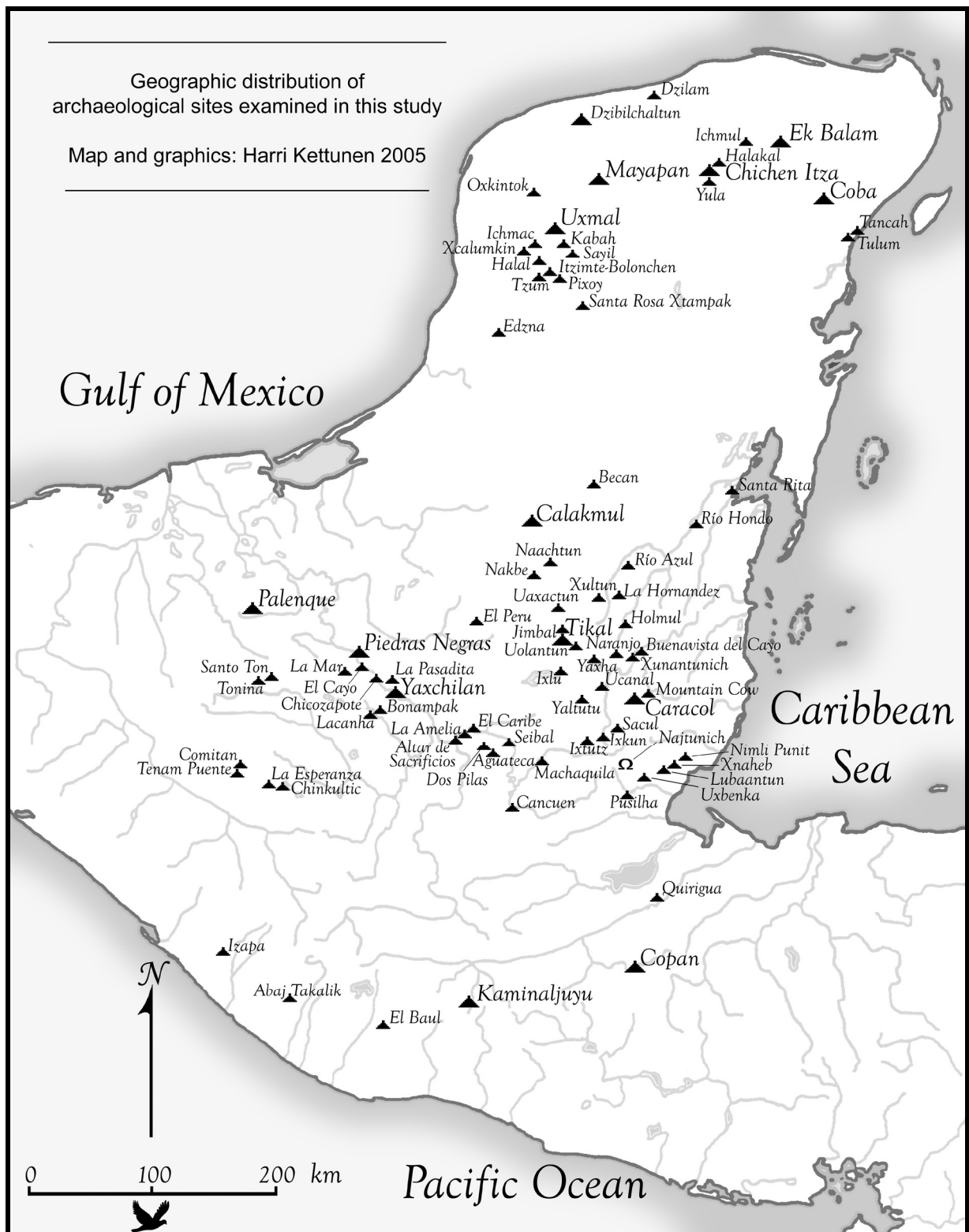
Table 17: Sources for the drawings and photos of monumental art: thoroughly consulted publications²³

Site:	Publication:
Abaj Takalik	Clancy 1999
Aguateca	Graham 1967
Bonampak	Grube 1996; Mathews 1980; Ruppert, Thompson, and Proskouriakoff 1955
Calakmul	Martin and Grube 2000
Caracol	Beetz and Satterthwaite 1981; Grube and Martin 2004 (MHFT XXVIII)
Chichen Itza	Grube, Lacadena, and Martin 2003 (MHFT XXVII); Grube and Schele 1995 (MHWT XIX), Sharer 1994
Chicozapote	Montgomery 1998
Chinkultic	Blom and Duby 1957; Montgomery 1998
Coba	Graham and von Euw 1997 (CMHI 8:1)
Comitan	Blom and Duby 1957
Copan	Fash 1991; Martin and Grube 2000
Dos Pilas	Graham 1967; Houston 1993
Dzibilchaltun	Grube, Lacadena, and Martin 2003 (MHFT XXVII)
Dzilam	Grube, Lacadena, and Martin 2003 (MHFT XXVII)
Edzna	Benavides Castillo 1997
Ek Balam	Grube, Lacadena, and Martin 2003 (MHFT XXVII)
El Baul	Chinchilla Mazariegos 2003; Schele and Miller 1986
El Caribe	Proskouriakoff 1950
El Cayo	Martin and Grube 2000
El Peru	Montgomery 1998
El Zapote	Clancy 1999
Halakal	Grube, Lacadena, and Martin 2003 (MHFT XXVII)
Halal	Proskouriakoff 1950
Ichmac	Proskouriakoff 1950
Ichmul	Grube, Lacadena, and Martin 2003 (MHFT XXVII)
Itzimte(-Bolonchen)	von Euw 1977 (CMHI 4:1)
Ixkun	Graham 1980 (CMHI 2:3)
Ixlu	Jones and Satterthwaite 1982; Schele and Miller 1986
Ixtutz	Graham 1980 (CMHI 2:3)
Izapa	Smith 1984
Jimbal	Jones and Satterthwaite 1982
Kabah	Grube and Schele 1995 (MHWT XIX)
Kaminaljuyu	Parsons 1986
La Amelia	Houston 1993
La Esperanza	Miller and Martin 2004; Montgomery 1998
La Hornandez	von Euw and Graham 1984 (CMHI 5:2)
La Mar	Montgomery 1998
La Pasadita	Schele and Miller 1986
Lacanha	Blom and Duby 1957
Lubaantun	Wanyerka 2003
Machaquila	Graham 1967

²³ CMHI: Corpus of Maya Hieroglyphic Inscriptions; MHFT/MHWT: Maya Hieroglyphic Forum/Workshop at (Austin) Texas.

Site:	Publication:
Mountain Cow	Grube and Martin 2004 (MHFT XXVIII)
Nakbe	Sharer 1994
Naranjo	Graham and von Euw 1975 (CMHI 2:1); Graham 1978 (CMHI 2:2); Graham 1980 (CMHI 2:3); Grube and Martin 2004 (MHFT XXVIII)
Nimli Punit	Wanyerka 2003
Oxkintok	Proskouriakoff 1950
Palenque	Robertson 1985b, 1991; Schele 1992 (MHWT XVI); Van Stone 2000
Piedras Negras	Montgomery n.d.
Pixoy	von Euw 1977 (CMHI 4:1)
Pusilha	Wanyerka 2003
Quirigua	Looper 2003
Sacul	Grube and Schele 1995 (MHWT XIX)
Santa Rita (Corozal)	Miller 1982
Santa Rosa Xtampak	Grube, Lacadena, and Martin 2003 (MHFT XXVII); Proskouriakoff 1950
Seibal	Graham 1996 (CMHI 7:1)
Site Q	Schele and Miller 1986
Tancah	Miller 1982
Tenam Puente	Blom and Duby 1957
Tikal	Jones and Satterthwaite 1982; Schele 1990 (MHWT XIV); Grube and Martin 2000 (MHWT XXIV); Martin and Grube 2000
Tonina	Mathews 1983 (CMHI 6:1); Graham and Mathews 1996 (CMHI 6:2); Graham and Mathews 1999 (CMHI 6:3)
Tulum	Miller 1982
Tzum	von Euw 1977 (CMHI 4:1)
Uaxactun	von Euw and Graham 1984 (CMHI 5:2); Graham 1986 (CMHI 5:3); Schele 1990 (MHWT XIV)
Ucanal	Graham 1980 (CMHI 2:3)
Uxbenka	Wanyerka 2003
Uxmal	Graham 1992 (CMHI 4:2); Graham and von Euw 1992 (CMHI 4:3)
Xcalumkin	Graham and von Euw 1992 (CMHI 4:3)
Xultun	von Euw 1978 (CMHI 5:1); von Euw and Graham 1984 (CMHI 5:2)
Xunantunich	Graham 1978 (CMHI 2:2); Helmke, Awe, and Kettunen 2004
Xupa	Miller and Martin 2004
Yaltutu	Graham 1980 (CMHI 2:3)
Yaxchilan	Graham and von Euw 1977 (CMHI 3:1); Graham 1979 (CMHI 3:2); Graham 1982 (CMHI 3:3); Tate 1992
Yaxha	Grube and Martin 2004 (MHFT XXVIII)

Besides ceramics and monumental art, other types of artwork (of various material and diverse functions) were analyzed, including codices and miscellaneous portable items. The published sources of other types of artwork are the following: Clancy, Coggins, Culbert, and Gallenkamp (1985); *Codex Peresianus* (1968); *Codex Tro-Cortesianus* (1967); Coe (1973 and 1982); Coe and Kerr (1998); Fash (1991); Förstemann (1880); Grube and Martin (2001); Kaufmann (2003); *Kumatzim Wuj Jun: Códice de Dresde* (1998); Love (1994); Martin and Grube (2000); Miller and Martin (2004); Schele (1990); Schele and Miller (1986); and Stone (1995).



Map 1: Distribution of archaeological sites examined in this study

1.2. OTHER SOURCES

1.2.1. HIEROGLYPHIC TEXTS²⁴

As volumes have been written on the nature and aspects of Maya hieroglyphic writing, and as the interpretations of specific features of the script are in a constant flux, it is unnecessary to relate the developments in Maya epigraphy in this context. However, since there are numerous references to hieroglyphic texts and copious entries originating from the current understanding of the Maya script in the study at hand, explaining the basic principles of the writing system in relation to the orthographic conventions, basic rules, and essential abbreviations used in the current volume is unavoidable.

When it comes to *transcribing* Maya texts, the following rules are applied in this volume:

- (1) Transcriptions are represented in **boldface** letters.
- (2) Logograms are written in **BOLDFACE UPPERCASE** letters.
- (3) Syllabic signs (syllabograms) are written in **boldface lowercase** letters.
- (4) Individual signs within a given glyph block are separated by hyphens (dashes).
- (5) Question marks are used in the following manner:
 - (a) Separated by hyphens within a given glyph block when the reading of individual signs is not known.
 - (b) Standing alone (isolated) when the reading of an entire glyph or glyph block is not known.
 - (c) Immediately following a transcribed logogram or syllabic sign when the reading of a given sign has not been fully attested, is otherwise questionable or uncertain.
- (6) *Reconstructed* (analyzed) sounds, such as underspelled sounds, glottal fricatives (/h/), and glottal plosives/stops (/ʔ/), long vowels or any complex vowel for that matter are not represented at this juncture of the transcription process. This practice extends to logograms as well, which are represented in their simplest possible form. The transcription used in the current volume is otherwise known as a **broad** transcription excluding all analyzed sounds that are not inherent parts of hieroglyphs but were, conversely, indicated by harmony rules (see Lacadena and Wichmann 2004).

With regard to *transliterating* Maya texts, the following rules are applied:

- (1) Transliterations are represented in *italics*.
- (2) Long vowels and glottal sounds based on harmony rules²⁵ are indicated without *[square brackets]*; whereas:
- (3) Reconstructed sounds based on historical, internal, or paleographic evidence are represented in *[square brackets]*. Thus the transliteration used in the present study is called a **narrow** transliteration (including reconstructed sounds based either on historical, internal, or paleographic evidence – instead of **broad** transliteration that excludes these reconstructions).

There are various ways of analyzing texts linguistically. The two most common ones are *morphological segmentation* and *morphological analysis*. In the morphological segmentation morphological boundaries are divided by hyphens and the so-called zero-morphemes are represented by a Ø sign. In the morphological analysis the grammatical description of the words is made explicit. There are several methodological ways to describe these components but in the current volume the following principles are applied: lowercase letters are used for glosses²⁶ and CAPITAL LETTERS for linguistic terminology.

In addition to the rules explained above, there are orthographic conventions present in the current volume that derive from the internal structure of the script. These rules are presently under constant modification by numerous scholars and revised rules will in all likelihood affect the ones presented

²⁴ This chapter is primarily based on Kettunen and Helmke 2004, Kettunen, Helmke, and Guenter 2002, and Kettunen 2003.

²⁵ See Lacadena and Wichmann 2004.

²⁶ A gloss is a short general translation of a word or morpheme which does not take into account the context in which it occurs.

here as well. Nevertheless, since the epigraphic sections throughout the present study follow one single practice, a few words on the rules applied in this volume are required:

Since the pivotal study of phoneticism in Maya hieroglyphic writing by Knorozov (1952) until the latter part of 1990s, the existence of disharmony (disharmonic spelling arrangements) in the Maya script was recognized but left more or less as an open question. In the 1980s, the issue was taken under scrutiny by linguists, and some promising results were achieved. However, no overall satisfying pattern was found to explain all the arrangements until around the turn of the 21st century. In 1998 Houston, Robertson, and Stuart proposed that the disharmonic spellings in the Maya script indicate the presence of preconsonantal glottal fricatives (/h/) as well as complex vowels including: long vowels (VV), glottal stops ('), glottalized vowels (V') and rearticulated glottalized vowels (V'V).

In their original proposal, Houston, Stuart, and Robertson (1998) suggested that there is no distinction made between vowel length, glottalization, and preconsonantal /h/ by means of disharmonic spellings, and that the existence of these three phonemic features are to be reconstructed historically:²⁷

$$\left. \begin{array}{l} CV_1C / CV_1-CV_1 > CV_1C \\ CV_1C / CV_1-CV_2 > CVVC \\ CV'C \\ CVhC \end{array} \right\} + \text{historical reconstruction}$$

A later modification by Lacadena and Wichmann (2004) points toward an interpretation that complex vowels (complex syllable nuclei) “were distinguished from short vowels in the script [... and] that vowel length and glottal stops were clearly distinguished from one another in the orthography”. Lacadena and Wichmann (2004) also proposed that “neither disharmonic nor harmonic spellings indicate a preconsonantal /h/”. While the preconsonantal /h/ existed in Classic Maya (e.g., as a necessary and integral part of passive verbal constructions), it must be reconstructed on the basis of historical linguistics in the process of decipherment.

The rules governing harmonic and disharmonic spelling arrangements as modified by Lacadena and Wichmann (2004) are as follows:

$$\begin{array}{lll} CV_1C / CV_1-CV_1 > & CV_1C & \\ CV_1C / CV_1-CV_2 > & CVVC & (V_1 = a, e, o, u; V_2 = i) \\ CV_1C / CV_1-CV_2 > & CVVC & (V_1 = i; V_2 = a) \\ CV_1C / CV_1-CV_2 > & CV'(V)C & (V_1 = e, o, u; V_2 = a) \\ CV_1C / CV_1-CV_2 > & CV'(V)C & (V_1 = a, i; V_2 = u) \end{array}$$

Besides these patterns, there are numerous words that were abbreviated (underspelled) by the scribes with the process of omitting sounds either from the end or from the middle of the words. The following sounds are frequently underspelled towards the end of words and in the case of consonant clusters (-C# and -CC-): /l/, /m/, /n/, /h/, /j/, and /'. Examples of words with underspelled sounds at the end of the word include: **chi** > *chi[j]* (“deer”), **sa-ja** > *saja[l]* (title), **ch'a-ho** > *ch'aho[m]* (title), **tz'u-nu** > *tz'unu[n]* (“hummingbird”), and **a-u-ku** > *a[j]uku[l]* (proper name). Examples of words with underspelled sounds in -CC- surroundings (consonant clusters / double consonants) include: **ja-wa-TE'** > *jawa[n]te'* (“tripod plate”), and **xo-TE'** > *xo[l]te'* (“scepter, staff”), i.e., /l/, /m/, /n/, /h/, /j/, and /' / sounds are underspelled if they precede another consonant (see Lacadena and Zender 2001).

It should be noted, however, that not all epigraphers and linguists in the field agree with the rules explained above. Also, there is a discrepancy, to some extent, between epigraphic research results and historical linguistics. Even though the rules governing the spelling rules of the Maya script are unquestionably going to be modified in the near future, the spelling conventions in the present volume follow the rules elucidated above.

²⁷ <C> refers to any consonant and <V> to any vowel.

Abbreviations Used in Morphological Analyses:

Ø	Zero morpheme	F.AG	Female agentive prefix (classifier)
-	Morpheme boundary	INC	Inchoative voice
		INS	Instrumental suffix
1	First person	IV	Intransitive verb
2	Second person	IVD	Intransitive verb (derived)
3	Third person	LOC	Locative suffix
1S	First person singular	M.AG	Male agentive prefix (classifier)
2P	Second person plural	N	Noun
3SA	Third person singular absolutive	NC	Numerical classifier
3SE	Third person singular ergative	NUM	Numeral
A/ABS	Absolutive (Ergative Set B)	P	Plural
ABSTR	Abstractivizer	PAS	Passive voice
ADJ	Adjective	PV	Positional verb
ADV	Adverb	REL	Relational suffix
AG	Agentive prefix (classifier)	S	Singular
APAS	Antipassive voice	SUF	Suffix (for unidentified suffixes)
DEM	Demonstrative pronoun	THM	Thematic suffix
E/ERG	Ergative	TV	Transitive verb

Other Miscellaneous Abbreviations

*	Reconstructed word or morpheme (in historical linguistics)
*	Incorrect word, clause, sentence, etc. (general)
C	(Any) consonant
V	(Any) vowel

Additional Abbreviations Used in Maya Epigraphy

ADI	Anterior Date Indicator
CR	Calendar Round
DN	Distance Number
DNIG	Distance Number Introductory Glyph
EG	Emblem Glyph
FFG	Full Figure Glyph
HVG	Head Variant Glyph
IS	Initial Series
ISIG	Initial Series Introductory Glyph
LC	Long Count
MS	Main Sign
PDI	Posterior Date Indicator
PE	Period Ending
PSS	Primary Standard Sequence
T#	Thompson Number

Sources used in this study as they relate to Maya hieroglyphs:

As hieroglyphic texts are not the subject of this study, but rather working as supporting source material in the iconographic analyses, the sources pertaining to hieroglyphic texts are embedded in the description of the sources relating to Maya art (see page 44 onwards). The only exception is the analysis of nasal motifs as graphemic elements in the hieroglyphs (see Chapter 5.2.5 and Appendix J).

1.2.2. ARCHAEOLOGICAL MATERIAL

The natural environment of the Maya areas presents limits to the preservation of perishable materials, and, therefore, most archaeologically preserved objects are made out of durable materials, such as various types of stones, ceramics, shells, and bones. Consequently, the scope of archaeological material is extremely restricted, especially with respect to the topic of this study.

Concerning the subject matter of the present study, archaeological material is relevant especially with regard to the analyses pertaining to the assumed origin of nasal motifs in the physical world (see Chapter 4.1). However, as most nasal motifs cannot be straightforwardly assigned to existing objects (being artistic representations of unknown or indistinct origin), the scope of potential factual objects is rather limited.

Nevertheless, there are several artistic representations of nasal motifs that can be traced to existing objects in the physical world. Some of these appear to be flowers, in which case the actual object would not appear in the archaeological record (e.g., in burials) unless pollen studies have been employed.²⁸ However, other designs seem to suggest beads or tubular assemblages made out of jadeite or other valuable stone, and if these objects were buried with the person possessing them, they should be present in the archaeological record. Nonetheless, whether these actual objects – that either were regarded as having been worn by a given individual or assumed to have been placed post-mortem next to the nose of the individual – are to be identified in an archaeological context is a complicated issue. Further discussion on this topic will be presented in Chapter 4.1 and Chapter 7.

Along with these potential objects of the physical world, which relate to the artistic representations of nasal motifs in Maya art, all archaeologically provenienced artifacts and monuments are to be considered part of the archaeological record (as a source material). However, in the present study all artwork (whether archaeologically provenienced or not) is considered to belong to the general category of art as a source material. Nevertheless, during the process of the analyses of these artifacts, the archaeological context is taken into consideration wherever possible.

1.2.3. POST-CONQUEST NATIVE TEXTS AND OTHER HISTORICAL SOURCES

Post-Conquest native texts, such as the K'iche' *Popol Vuh* and the *Chilam Balam* books of Yucatan, have frequently been used to explain facets of the ancient Maya culture. Although these texts undoubtedly have roots in Pre-Columbian times, there are risks involved in interpreting aspects of the ancient Maya culture based on them. However, when analyzed critically, without over-interpretation, these colonial texts can elucidate a number of facets of the ancient Maya culture.

In addition to native texts, there are numerous colonial documents written by the Spaniards and other non-Maya individuals that shed light not only on the Post-Conquest history and culture, but also, albeit indirectly, on the ancient Maya culture. The key historical source of the early colonial period Yucatan is bishop Diego de Landa's *Relación de las cosas de Yucatán*. Although Landa wrote his *Relación* in Spain in the 1560s, based on his notes during his stay in Yucatan, and although the only existing copy of that manuscript is an abridged copy of the original work, there are still countless aspects in the document that can be used (albeit critically) in the research of the ancient Maya culture.

Due to the fact that this study concentrates on ancient Maya artistic representations (rather than on overall cultural facets), these colonial documents only serve as a cursory reference in the present work. In addition to (other) colonial documents, dictionaries compiled during the colonial era have proved to

²⁸ The common problem with archaeological data is the fact that archaeological reports are either not subject to publication or they are otherwise difficult to access. Consequently, the task to search archaeological information pertaining to the nasal area of interred individuals in the Maya areas is exceptionally difficult.

be exceptionally valuable in the interpretation of the ancient Maya culture, and they are used repeatedly, among modern dictionaries, in various analyses of the present work. This group of source material will be presented in the next chapter (1.2.4).

1.2.4. MAYA LANGUAGES

Throughout the present work linguistic aspects relating to various topics are reflected. Maya languages as a source material plays an essential part in the present study, especially as relates to hieroglyphic texts and, for example, to ethnozoological taxonomies pertaining to various animals and zoomorphic creatures portrayed in Maya art. In addition, lexical items and expression in various Maya languages are discussed in relation to the possible connotations and implications of nasal motifs. Published sources (in the form of dictionaries) of various Maya languages consulted in the present study are presented below:

Colonial dictionaries and compendia:

Ch'olti': Morán (1695); *Kaqchikel*: Guzmán (1984 [1704]); *Kaqchikel, K'iche', and Tz'utujil*: Ximénez (1985 [1701-1714]); *Tzeltal*: Ara (1986); and *Yukatek*: Ciudad Real (1984), Acuña (1993).

Modern dictionaries:

Akatek: Andrés, Dakin, Juan, López, and Peñalosa (1996); *Ch'ol*: Aulie and Aulie (1978 and 1999); *Chontal*: Keller and Luciano G. (1997); *Ch'orti'*: Pérez Martínez, García, Martínez Alvarez, and López y López (1996), Wisdom (1949); *Itzaj*: Hofling and Tesucún (1997 and 2000); *Ixil*: Asicona Ramírez, Méndez Rivera, and Xinic Bop (1998), Cedillo Chel and Ramírez (1999); *Jakaltek*: Ramírez Pérez, Montejó, and Díaz Hurtado (1996); *K'iche'*: Saquic Calel (1989); *Kaqchikel*: Munson L., Ruyán Canú, and Coyote Tum (1991); *Lakantun*: Bruce 1979; *Mam*: Maldonado Andrés, Ordóñez Domingo, and Ortiz Domingo (1986); *Mopan*: Ulrich and Ulrich (1976); *Q'anjob'al*: Diego Antonio, Pascual, de Nicolás Pedro, Gonzáles, Matías, and Fernández Pablo (1996); *Q'eqchi'*: Sedat S., ed. (1993); *Tzeltal*: Slocum, Gerdell and Cruz Aguilar (1999), Maffi (2001); *Tzotzil*: Hurley Delgaty and Ruíz Sánchez (1978); *Tz'utujil*: Pérez Mendoza and Hernández Mendoza (1996); and *Yukatek*: Barrera Vásquez (1980), Gómez Navarrete (2004).

Dictionaries of reconstructed languages:

Proto-Mayan: Kaufman and Justeson (2003);²⁹ *Proto-Tzeltal-Tzotzil*: Kaufman (1972); and *Proto-Ch'olan*: Kaufman and Norman (1984).

Along with dictionaries, various published and unpublished sources pertaining to the grammar of various Maya languages, as well as sources concerning the oral tradition and folklore of the Maya, were investigated, including Fought (1972), Hull (2000, 2001, 2003), and Pérez Martínez (1994).

1.2.5. ETHNOGRAPHIC, ETHNOLOGICAL, AND ETHNOZOOLOGICAL DATA

Some structures, because of their long life, become stable elements for an infinite number of generations: they get in the way of history, hinder its flow, and in hindering it shape it. (Braudel 1980: 31)

As there are aspects and characteristics in present-day Maya culture that undoubtedly have roots in the Precolumbian Maya culture, ethnographic field work carried out in the Maya areas are an invaluable source to the study of the ancient Maya culture. However, to what degree these traits can be projected

²⁹ The etymological dictionary of Maya languages (Kaufman and Justeson [2003]) was also consulted in relation to lexical items of various Maya languages.

into the past is a complicated question. The issue has been a secondary focus or an underlying theme in numerous studies including Baer and Merrifield (1971); Bassie-Sweet (1991); Freidel, Schele, and Parker (1993); Gifford (1978); León-Portilla (1988); McGee (1990); Robicsek (1978); Schele and Freidel (1990); Sharer (1996); Tedlock (1996); and Thompson (1954) along with other anthropological works with retrospective projections to the ancient Maya culture and studies concentrating on the ancient Maya applying modern analogies.

With respect to the topic of the present research, ethnological accounts play a role primarily as a framework in the interpretation process of the analyzed motifs, as well as in the ethnozoological analyses (see Chapters 3.4 and 3.5).³⁰ As a source material, ethnological data overlaps with historical sources (sometimes called, rather imprecisely, ethnohistorical sources³¹) as the demarcation is to some extent artificial being based on a timeline rather than the contents of the work. There is considerable variation as to the exact of meaning and scope of the terms ethnography, ethnology, and anthropology. Without delving too deeply into the history of the discussion and debate pertaining to the realm of these disciplines, a few comments regarding the terminology are required in order to explain how they are treated in the current volume.

Firstly, the overall difference between ethnography and ethnology is that the former is a descriptive branch of learning whereas the latter employs processing, classification, and analyses of ethnographic material and constructs hypotheses and theories based on the material (Honko and Pentikäinen 1975: 10), i.e., there are differences in both the methodology and in the approach. However, the demarcation is not that straightforward since an ethnographer can never be completely objective in describing what he or she observes due to inherent conceptions that are (at least) time- and culture-specific variables.

Zoology and ethnozoology will play an important role in the present study in identifying various animals depicted in Maya art. The overwhelming presence of imaginative “dragon-like” creatures possessing nasal motifs in Maya art calls for special attention when analyzing these creatures. Consequently, an emphasis is given on studying potential candidates for the origin of the creatures that are, undoubtedly, conflations of various species (see Kettunen and Davis 2004 and Chapter 3.5 in the present volume). Ethnozoology (or folk zoology) also plays a part alongside Western scientific zoology in the present study: the zoological taxonomies of various Maya groups provides further – and often contrasting – information on the species under investigation. While Western academic zoology is based on genetic relationships within species and sub-species, the ethnozoologies provide additional information of the animals based on cultural beliefs and shared similarities.³²

³⁰ Ethnographic material and ethnological research pertaining to the topic of the present study are employed when applicable, but it needs to be pointed out that since the primary objective of this study is a systematic iconographic analysis of nasal motifs in Maya art, rather than an overall conjectural study of the implications of the motifs, ethnographic material and ethnological research are employed relatively scarcely in the course of the present study.

³¹ The focal point regarding the terminology is that ethnohistory is a *discipline*, which uses historical and ethnographic material (Axtell 1979: 3), rather than being something one can use in an adjectivized form as in ‘ethnohistorical source’.

³² For example, in Tzeltal ethnozoology (or ethnotaxonomy) the word *chan* refers to snakes, and also frequently (but not exclusively) forms the second part of different types of snakes, such as *ahaw chan* (both rattle snake [*Crotalus durissus*] and gopher snake [*Pituophis lineaticollis*]), *ha'al chan* (garter snake [*Thamnophis* spp.]), and *p'ehel nuhkul chan* (cat-eyed snake [*Leptodeira septentrionalis*]) (Hunn 1977: xxxii, 239, 242, 245). However, other species are also grouped together or interpreted as belonging to the “*chan*” taxon, such as *xk'ohowil chan* (dragonfly larvae [*Anisoptera*]), *b'osb'os chan* (mosquito pupa [*Culicidae*]), *mayil chan* (whirligig beetle [*Gyrinidae*]), and *xulub' chan* (centipede [class *Chilopoda*]) (Hunn 1977: 254, 255, 310).

2. METHODS

When an archaeologist is working with his own excavated material, he is always careful to see that his conclusions do not go beyond the observed facts. On the other hand, when he tries to reconstruct history from facts that have been gathered here and there, he is apt to introduce certain broad assumptions, which often rest only on popular belief.
Proskouriakoff (1968: 119)

As stated in the introduction of this volume, a special emphasis is given to the methodological aspects involved in the present research making the basic model of the iconographic research of this study transparent, and to establish a prototypical methodology that can be applied to any further iconographic research. In contrast to most studies on Maya iconography, the basic methodology in the present study involves a great deal of statistical material and a considerable amount of classification of specific motifs and agents represented in Maya art. The general methodological progression of the present research can be divided into four primary stages (which are surrounded and followed by discussion and analyses of the ramifications of each stage):

1. Identification and classification of different agents in Maya art.
2. Typological classification of nasal motifs.
3. Regional and chronological identification of monuments and artifacts.
4. Variable-oriented statistical research and case studies.

The first stage in the sequence is an essential part of any methodical study on iconography involving any type of human or non-human characters. This stage is often neglected in Maya studies with a consequence of an array of different labels assigned to comparable entities and identical designations assigned to dissimilar beings. This is, however, understandable since a definite classification of various agents in Maya art is ultimately impossible (especially when the elastic nature of different manifestations of various divinities and zoomorphic creatures in ancient Maya culture and art is taken into consideration). Also, from an emic point of view such a classification is in fact unnecessary.

Consequently, any classification or categorization of entities depicted in Maya art is merely an instrument used for research purposes (such as statistical analyses that provide agent-dependent³³ distribution patterns in the present study). Therefore, such a categorization is primarily an outsider's perception of the culture, and must be interpreted with caution. Further discussion on the rationale of assigning classificatory designations for different entities in Maya art will be provided in Chapter 3.

The second phase in the sequence is one of the most crucial stages in the present study. Besides being an instrument whose main objective is in statistical analyses, the typological classification of nasal motifs provides a detailed iconographic taxonomy to be utilized in further research. Moreover, the classification method presented in this volume provides one possible model for categorizing iconographic features of any nature by isolating them and assigning broad and narrow designations (see below) to them.

Determining the designations for different designs is somewhat difficult due to the fact that making a distinction between similar motifs is challenging and ultimately next to impossible. As will be explained in detail in Chapter 4.2, the first phase of the classification of nasal motifs involved a relatively large number of different shapes that were subsequently allocated their own designations. After a closer examination, some of the shapes turned out to be variants (or *allographs*) of others and, consequently, the number was reduced considerably. However, the number of different categories

³³ The term 'agent' refers here (and elsewhere in this study) to characters portrayed in pictorial scenes, and it should not be confused with the usage of the word in linguistics or anthropology.

remained considerably high consisting of 34 broad and 71 narrow typological categories³⁴ (compared to Proskouriakoff's [1950: 59-61] nine designations [see Chapter 4.2]).

As the number of different designations of motifs was still relatively high, a method of grouping different classifications together was employed to expose general distribution patterns of specific groups of nasal motifs. Nevertheless, the original number of designations was maintained in order to reveal potential allographs or variants of comparable designs and to expose potential differences in distribution – whether diachronic, synchronic, or agent-focusing.³⁵ Also, to step directly to the conclusion that the distribution pattern of a given motif in any of the statistical analyses using any parameters behaves in a certain way would conceal the methodological process which is the basis of this study.

The third stage in the sequence (regional and chronological identification of monuments and artifacts) was undertaken in order to provide the examined motifs with regional and temporal contexts. In the case of provenienced and dated monuments, the task was comparatively straightforward involving a close inspection of the reproduction (whether a drawing or a photograph) of a given monument, its text with dates and its iconography. Following Proskouriakoff's (1950) methodology, the monuments were given stylistic dates on K'atun intervals based on the last date of the monument bearing in mind that some monuments might represent retrospective dates. The observed dates and estimated stylistic dates were contrasted with existing literature on the monuments in question, and in the case of disputable or contradictory records, these monuments were taken into closer scrutiny. With regard to undated and unprovenienced monuments, the approximate date and probable provenience were provided based on stylistic grounds and on existing literature.

In contrast to monumental art, the regional and chronological identification of ceramics proved to be considerably more difficult. The corpus of ceramics in the present study consists of 1571 ceramic vessels whereof 747 vessels portray nasal motifs. As the majority of these vessels are unprovenienced, the task of assigning identification based on regional style, along with phase dating for the vessels, became critical for the analyses of the present study. The regional style designation and phase dating (along with the identification of the surface treatment and possible type:variety designation) was carried out in co-operation with Christophe Helmke during the course of years 2001–2005. As a result, hundreds of unprovenienced ceramic vessels were given regional style designations and, more importantly (taking into consideration the bias of diachronic over synchronic analyses of the present study), the vessels were provided with phase dating based on diagnostic and stylistic modal attributes

³⁴ It should be noted that the typology of nasal motifs in the present study was initially created for ceramics and later applied to monumental art. As there are noticeable differences in the shapes of nasal motifs between these two categories of artwork, a modification of the typology was required. This procedure will be elucidated in Chapter 4.2.

³⁵ I have applied de Saussure's (1986) concepts (the distinction between diachronic and synchronic linguistics) to iconographic analyses where diachronic analysis involves the historical development of iconographic features and synchronic analysis involves analyzing of iconographic features at a given point in time. De Saussure's (1986: 81) definition of the two concepts is that "[e]verything is synchronic which relates to the static aspect of our science, and diachronic everything which concerns evolution". Other definitions of the term 'diachronic' include: "referring to phenomena as they change over time; i.e., employing a chronological perspective" (Kreger 2003); "used of the study of a phenomenon (especially language) as it changes through time" (*WordNet Lexical Database* n.d.); "lasting through time, or during the existing period; pertaining to or designating a method of linguistic study concerned with the historical development of a language; historical, as opposed to descriptive or synchronic; f[rom] Gr[reek] *διά* throughout, during + *χρόν-ος* time + -ic (*Oxford English Dictionary* 2002). Other definitions of the term 'synchronic' include: "referring to phenomena considered at a single point in time; i.e., an approach which is not primarily concerned with change" (Kreger 2003); "occurring or existing at the same time or having the same period or phase; concerned with phenomena (especially language) at a particular period without considering historical antecedents" (*WordNet Lexical Database* n.d.); "pertaining to or designating a method of linguistic study concerned with the state of a language at one time, past or present; descriptive, as opposed to historical or diachronic; f[rom] late L[atin] *synchronus*" (*Oxford English Dictionary* 2002).

derived from ceramic typologies published to date. Regarding the 747 ceramic vessels portraying nasal motifs, a total of 392 vessels can be attributed to regional style designations and/or have toponymic information or personal names in the hieroglyphic texts (further information on the statistics will be provided in Chapter 5).

The fourth stage in the sequence comprises of variable-oriented statistical research and case studies. The multivariate analyses were carried out using information based on the previous three stages of the aforementioned process of the present research. As interpretations of statistics are known to be ambiguous in nature and open to misconceptions, interpreting statistical data is taken with considerable caution in the present study. Rather than concentrating on *prima facie* meaningful variation between a set of statistical data with a relatively small sample, attention is focused on general patterns and significant variation based on a large sample. In addition to analyzing absolute and relative frequencies of a given variable, the statistical significance of various frequency sets is validated or refuted using nonparametric tests like chi square (χ^2) tests. In addition to broad-spectrum statistical research, specific cases were studied in order to examine particular occurrence patterns of nasal motifs with restricted diachronic, synchronic, and agent-dependent parameters.

The initial strategy involved in the statistical analyses of the present study is to take into consideration only logical bivariate that would, ostensibly, yield meaningful and productive results. Consequently, safety measures were taken in order to avoid tabulation of variables that might produce patterns that are *prima facie* meaningful but have no importance in the present study. Also, general caution was taken when interpreting statistical data in order to prevent statistics from obscuring the common-sensical nature of the analyses in the present study – keeping in mind the popular saying “the only thing statistics can prove is that statistics can prove anything”.³⁶

The key methodology in the analyses involved statistical examination based on multiple cross-examined variables or ‘entries’ that are treated as Boole’s (1854: 27) appellative or descriptive signs. These units of analysis are considered to be primary data units that are *observational* (Ragin 1987: 8-9) rather than *analytical* (Allardt 1966: 339-341) or *explanatory* (Ragin 1987: 9). This distinction – drawn from comparative social sciences – is not unambiguous, as most of the primary units of analysis in the present study are in fact analytical, rather than purely observational. In other words, the designations given to the units are based on descriptive and theoretical analyses that *precede* the multivariate analyses. However, as the process of describing and analyzing each unit or variable (such as a given category of agents or motifs) is made transparent prior to the statistical analyses, they are no longer considered to be analytical or explanatory units in the process of variable-oriented research.³⁷

The variable-oriented stage of the statistical research in the current volume is, to adapt Ragin (1987: 53), less concerned at the primary level with understanding specific outcomes of the statistics and more concerned with observing the correspondences between various data sets. This research was carried out using a large enough sample and employing the basic techniques of Boolean algebra (Boole 1854, Ragin 1987: 85-163) when applicable. Binary data – or the use of the two conditions in Boolean algebra, 1 and 0 (or true and false / present and absent) – was employed by transforming each

³⁶ Consider also the the well-known (varying) anecdotal quote “If you examine the records of the city of Copenhagen for the ten or twelve years following World War II, you will find a strong positive correlation between (1) the annual number of storks nesting in the city, and (2) the annual number of human babies born in the city. Jump too quickly to the assumption of a causal relationship, and you will find yourself saddled with the conclusion either that storks bring babies or that babies bring storks” (Lowry 2004).

³⁷ Ragin (1987: 8-9) elucidates the distinction between observational and explanatory units as follows: “*Observational unit* refers to the unit used in data collection and data analysis; *explanatory unit* refers to the unit that is used to account for the pattern of results obtained.” Although most units of analysis are essentially analytical rather than purely observational, this distinction is made in social sciences to separate units on the individual level from units that are more theoretical, such as organizational or societal levels (Allardt 1966: 339-341; Hopkins and Wallerstein 1970: 183; Ragin 1987: 8). The relevance of this dichotomy in the present study is that the variable-oriented part of the research is considered to be the observational level, while the theoretical or explanatory level is the analysis of the primary data.

variable into a nominal-scale measure. Interval-scale measures (such as uncertain dating of artifacts and undecided types of nasal motifs) were further divided into multicategory nominal-scale measures (see Ragin 1987: 86) or grouped into a single nominal-scale measure and analyzed separately from clear cases of variables. The most straightforward case of employing Boolean presence/absence conditions in the present study is the survey pertaining to the presence and absence of nasal motifs in Maya art (see Chapter 5.2). Here the different variables were given a condition 1 or 0 depending whether a given agent, scene category, monument, artifact, architectural context of monuments, or group of artifacts, were associated (=1) or not associated (=0) with nasal motifs (see page 60 for further details).

Furthermore, in the case of presence vs. absence of nasal motifs, there is minimal loss of information as the condition (in most cases) can only be 1 or 0, due to the fact that nasal motifs are (ostensibly) either present or they are not. However, as there are monuments and artifacts on which the presence of nasal motifs is uncertain (due to, for example, erosion, damage, or overpainting), the presence and absence condition of nasal motifs was initially divided into three *variables* (rather than two *conditions*), each marked with a condition 1 or 0. These variables are: (1) nasal motif present, (2) nasal motif absent, and (3) presence of nasal motif uncertain. As the number of the incidents of uncertain cases of portrayals of nasal motifs is relatively low (<0.3%), the few cases were eventually treated in the final statistics as lacking a nasal motif – rather than making the presentation of the data complicated and difficult to observe. However, each uncertain case will be discussed in the analyses pertaining to the respective monuments and artifacts, especially in relation to the paired ceramic scenes discussed in Chapter 6.

At the second level, the multiple cross-examined variables were analyzed followed by a discussion relating to possible explanations behind the observed patterns. The results of these statistics will be discussed in Chapter 5.

When a theory is tested, it is necessary for the investigator to amass a substantial quantity of relevant evidence and to apply analytic techniques that are conservative by design. Because little attempt is made to gain concrete knowledge about specific cases or specific categories of historical outcomes (beyond that necessary to code variables), investigators cast a wide net; they avoid any unnecessary restriction of scope. Typically, a variable-oriented study begins by specifying the hypothesis to be tested and then delineating the widest possible population of relevant observations. The wider this population, the better. Not only does a wide population provide a basis for a more exacting test, but it also gives the investigator the opportunity to demonstrate the breadth of an argument. (Ragin 1987: 55)

In the analyses concerning the presence and absence of the nasal motifs in the scenes depicted in ceramics and in monumental art,³⁸ a range of variables were marked and cross-examined. Entries employed in the multivariate analyses pertaining to the ceramics are: (1) type (shape) of the motif (broad and narrow distinctions), (2) position of the motif, (3) agent associated with the motif (broad and narrow distinctions), (4) number of characters in the scene, (5) provenience of the actual ceramic vessel, (6) regional style of the vessel, (7) surface treatment of the vessel, (8) vessel shape, (9) phase dating, (10) material of the vessel, and (11) type:variety designation of the vessel, whereas the relevant entries pertaining to monumental art are: (1) type (shape) of the motif (broad and narrow distinctions), (2) position of the motif, (3) agent associated with the motif (broad and narrow distinctions), (4) provenience of the monument, and (5) dating of the monument. Potential patterns of the appearance of nasal motifs in the ceramic scenes and in the scenes depicted in monumental art are paired as follows:

³⁸ Note that the distinction between the two major source material categories in the present study, ceramics and monumental art, is not based on media, nor execution (as in ceramic vessels vs. stone monuments), as the inventory of the former category also includes travertine vessels and the latter incorporates, for example, stucco façades and painted capstones. The distinction is, instead, based on context rather than media or execution.

Ceramics:	Monumental art:
type – position	type – position
type – agent	type – agent
type – regional style	type – provenience
type – phase dating	type – stylistic date
position – agent	position – agent
position – style	position – provenience
position – phase dating	position – stylistic date

Analyses based on multiple ‘entries’ were also studied: e.g., type – position – agent – dating, but the most important statistics are based on two variables, especially type – agent and type – dating. Moreover, besides analyses based on occurrences in different media, comparisons *between* two different types of artwork (ceramics and monumental art) were made to expose potential differences in distribution as relates to various ‘entries’. Consequently, the overall potential patterns of the appearance of nasal motifs in the scenes depicted in different types of artwork are paired as follows:

type – position
type – agent
type – regional style / provenience
type – phase dating / stylistic date
type – media
position – agent
position – regional style / provenience
position – phase dating / stylistic date
position – media

In Table 18, the meaningful entries are cross-tabulated with primary research questions stated. Note that there are three additional cross-entries in the bottom row that were not listed above. These encompass the analyses based on the presence and absence of nasal motifs.

Table 18: Primary research questions

	Position of the motif:	Agent associated with the motif:	Provenience or regional style of the artwork:	Stylistic date of the artwork:	Type of the artwork:
Type of the motif:	Does the position of the motif correlate one way or another with the type of the motif?	Is there variation in the distribution of different types of nasal motifs pertaining to different agents?	Is there variation in the distribution of different types of nasal motifs pertaining to the style or provenience of the artwork itself?	Is there variation in the distribution of different types of nasal motifs pertaining to different time periods?	Which types of nasal motifs are to be considered allographic (variants of one single type) in different media? Is there variation in the distribution of different types of nasal motifs pertaining to the type of the artwork?
Position of the motif:		Is there variation in the distribution of the position of the motifs as relates to the agents associated with them?	Is there variation in the distribution of the position of the motifs as relates to the style or provenience of the artwork itself?	Is there temporal variation in the distribution of the position of the motifs?	Is there variation in the distribution of the position of nasal motifs pertaining to the type of the artwork?
Agent associated with the motif:			Is there variation in the distribution of agents having nasal motifs and agents without nasal motifs as relates to the style or provenience of the artwork itself?	Is there temporal variation in the distribution of agents having nasal motifs and agents without nasal motifs?	Is there variation in the distribution of agents associated with nasal motifs and agents without nasal motifs as relates to the type of the artwork?

As regards the first cross-entry, the main objective is to find out whether the position, i.e., placement, of the motif correlates in some way with the type of the motif. To give an example, if type N nasal motifs are mostly or exclusively found in front of the nasal area of a given character in Maya art in contrast to being found touching the nose or nostrils of different beings, the distribution is significant, and consequently the matter requires further scrutiny to reveal why certain types of nasal motifs are placed differently from others. If the distribution is not significant, i.e., if there is no detectable pattern, the variation might be subject to other reasons such as the style of the artwork. If there is no pattern in any of the cross-entries, the placement of the motif is regarded as not being significant enough for further examination.

Regarding the second cross-entry, the key objective is to find out whether there is variation in the distribution of different types of nasal motifs pertaining to different agents. To give an example, if type N nasal motifs are noticed to be mainly associated with certain types of agents as opposed to other characters in Maya art, the distribution is significant and requires further analysis. As with the third cross-entry, the main objective is to find out whether different types of nasal motifs have a certain distribution in different areas or different stylistic traditions in specific areas. The ramifications of the statistics can be further analyzed to find out whether typologically dissimilar motifs are allographic.

The fourth cross-entry in the upper row of Table 18 is considered one of the most crucial points in the study at hand. A great deal of space has been devoted to the distribution patterns of different types of nasal motifs in different time periods, as the variation in the distribution generates potential implications that can be utilized in further analyses, such as dating artworks on the basis on stylistic details. To give an example, if type N nasal motifs turn out to be predominantly an Early Classic trait, a fragment of any given artwork portraying a type N nasal motif can be assigned with certain restrictions to the Early Classic period. Obviously nasal motifs only play a small part in the entire corpus of iconographic elements and motifs, and additional items are required to build a more extensive body of iconographic features to construct a more reliable case for diachronic analyses.³⁹ However, such a comprehensive statistical inventory is productive only with a sizeable enough corpus, and although the present study does not engage an extensive range of diverse iconographic motifs in different contexts, the methodology presented here can be applied to more wide-ranging iconographic analyses if necessary.

In the current volume, statistics and analyses based on the variation in the distribution of different types of nasal motifs in different time periods requires that the temporal designations of various objects are consistent *within* a specific group of artwork and also compatible *between* various groups of artwork. Consequently, as pointed out in the chapter on chronology above (see page 25 onwards), the periodization in this study is a consensus of various time phases originating from a number of different literary sources relating to ceramics on one hand and to monumental art on the other. The time span of these periods, which are inherently elastic in nature, is essentially based on ceramic sequences and subsequently applied to monumental art (for details return to the chapter on chronology above).

The last cross-entry in the upper row of Table 18 concerns the type of nasal motifs in relation to the type of the artwork in question. The designs of the motifs are obviously different in distinct types of artwork – especially if the material and execution of the various types of artwork are different. Identifying which types of nasal motifs are to be considered allographic in various media is a fundamental task in the present study if the distribution patterns of nasal motifs in different types of artwork are examined. However, the procedure is not as straightforward as it may appear: in the first phase of the typological classification of nasal motifs evident cases of analogous motifs in different types of artwork were given identical designations. Yet, as there are widely divergent designs in nasal motifs pertaining to different media, some of the motifs were assigned with distinct designations even though it may be the case that two dissimilar nasal motifs are allographic – and dissimilar in shape only as a result of being associated with different types of artwork. Consequently, the distribution patterns (that were made only after fixing the typological categories in place) might expose potential allographs that were difficult to distinguish without statistical analyses.

The points raised in the second row of Table 18 are regarded less significant than those in the first row; they may be considered to be somewhat marginal, but by no means insignificant, in the present study. Although the position of the motifs has great variance, the *prima facie* assumption is that in most cases the placement of nasal motifs has more to do with the type of the motif than anything else. However, variation in the distribution of the various motifs' position was examined in relation to the agents possessing them and with regard to the style or provenience of the artwork itself. Moreover, different types of artwork were compared to uncover potential, underlying principles as relates to the preference of the placement of nasal motifs in different media. Possible temporal variation in the

³⁹ To my knowledge, the only extensive and systematic study thus far employing wide-ranging iconographic motifs and their diachronic distribution patterns was presented by Proskouriakoff (1950). In addition to Proskouriakoff's study, Hellmuth's (1987) work can be regarded extensive, but it lacks a systematic approach and methodology that is present in Proskouriakoff's seminal study. In consideration of the present research, rather than expanding the study to comprise a multitude of iconographic features with a restricted number of examples, as in Proskouriakoff's work, the focal idea of the present study is to isolate one single specific motif – or a series of related motifs – with a large amount of instances, and to build the survey based on this array of interrelated iconographic motifs with an extensive enough sample to validate statistical analysis.

distribution of the position of the motifs was also examined to expose potential patterns. The results of these statistics are shown in Chapter 4.3.

The last three research questions (or cross-entries) in Table 18 have to do with (1) the presence and absence of nasal motifs pertaining to various agents in reference to the style or provenience of the artwork itself, (2) temporal variation in the distribution of agents possessing nasal motifs and agents without nasal motifs, and (3) the distribution of agents possessing nasal motifs and agents without nasal motifs in relation to the type of the artwork. In all three cases the primary issue is to detect potential distribution patterns in relation to the *presence and absence* of nasal motifs concerning (1) the area or place where a given artwork originates, (2) the point in time when the artwork was created, and (3) the type of the artwork itself (see Table 19 for an outline model of the cross-tabulation).

Table 19: A schematic outline model showing relevant variables pertaining to the multivariate analyses of the presence and absence of nasal motifs in Maya art

agent (broad distinction):	agent (narrow distinction):	scene category:	provenience of the artifact:	dating of the artifact:	nasal motif present:
agent A	agent 1	category I	site ABC	date d1	1
agent D	agent 1	category II	site DEF	date d3	0
agent C	agent 2	category I	site BCD	date d1	1
agent F	agent 3	category I	site CDE	date d2	1
agent A	agent 5	category I	Regional Style 1	phase date pd3	1
agent B	agent 4	category III	Regional Style 2	phase date pd1	1
agent C	agent 2	category II	PNK	phase date pd2	0
...

In summary, in the first case the primary objective is to detect whether there are regional differences in the proportional frequency of agents possessing nasal motifs. Examination concentrated especially on monumental art as there are more accurate ways to identify regions, exact locations, and moments in time where and when a given monument was crafted than in the case of ceramics. In the second case, the main objective is to expose possible temporal differences in the proportional frequency of agents possessing nasal motifs as opposed to agents without them. Again, examination concentrated primarily on monumental art. In the third case, different types of artwork were examined and compared to uncover potential patterns of occurrence between the different media. Moreover, statistics based on the presence and absence of nasal motifs were made in the case of monumental art in different *architectural contexts* to reveal possible distribution patterns. The methodological rationale behind these analyses is that observing and examining merely scenes wherein the motif is present would eventually produce different – and in all likelihood more restricted – results in contrast to a more extensive study involving scenes where the motifs are not present. By detecting these patterns, the aim is ultimately to provide a more comprehensive understanding of the motifs in question and the phenomena associated with them. In this respect, statistics prove to be indispensable, as they allow the visualization of complicated data.

Following the basic statistical work, charts based on the results have been created and analyzed. As stated before, caution was necessary in the analyses of the results of the statistics given the fact that a limited sample of artifacts or monuments might distort the statistics. For example (in the case of ceramics), if there is only one example of Early Classic vases depicting agent A, and the agent has a type N nasal motif, the percentage of that type of a motif in Early Classic ceramics with agent A is 100 %. However, if another vase from the same time period depicting agent A with a different type of a nasal motif were to emerge, the percentage would decrease to 50 %. Consequently, chi square (χ^2) tests had to be employed to find out whether such distributions are significant. Also, as a result of the relatively small amount of ceramic vessels dating to the various sub-phases of the Early Classic period in the corpus of the present study (along with limited examples of nasal motifs), the three sub-divisions (EC1-EC3) were merged into one phase (EC) in contrast with the three Late Classic sub-

phases (LC1-LC3)⁴⁰. When the charts based on statistics were produced, a closer scrutiny of the occurrences of the motifs followed, and each pattern was re-evaluated.

The methodology explained above not only provides further methods to analyze data, but also serves a dual purpose: one purpose is to function as an extensive iconographic analysis to allow the understanding of the meaning of the presence or absence of nasal motifs; the other purpose is to function as a *palaeoiconographic* analysis – to coin a term – for detecting both (primarily diachronic) distribution patterns of dissimilar motifs and the formal evolution of a given single motif. The methodology involving paleoiconography is a modified and expanded fusion of the methodologies utilized by Proskouriakoff (1950) and Lacadena (1995) in the study of Maya art and in the study of the formal evolution of graphemic elements in the Maya writing system, respectively.

The general procedure of cross-examining different divisions of variables in the present study can be illustrated by means of the following diagrams (see Figure 3 and Figure 4):

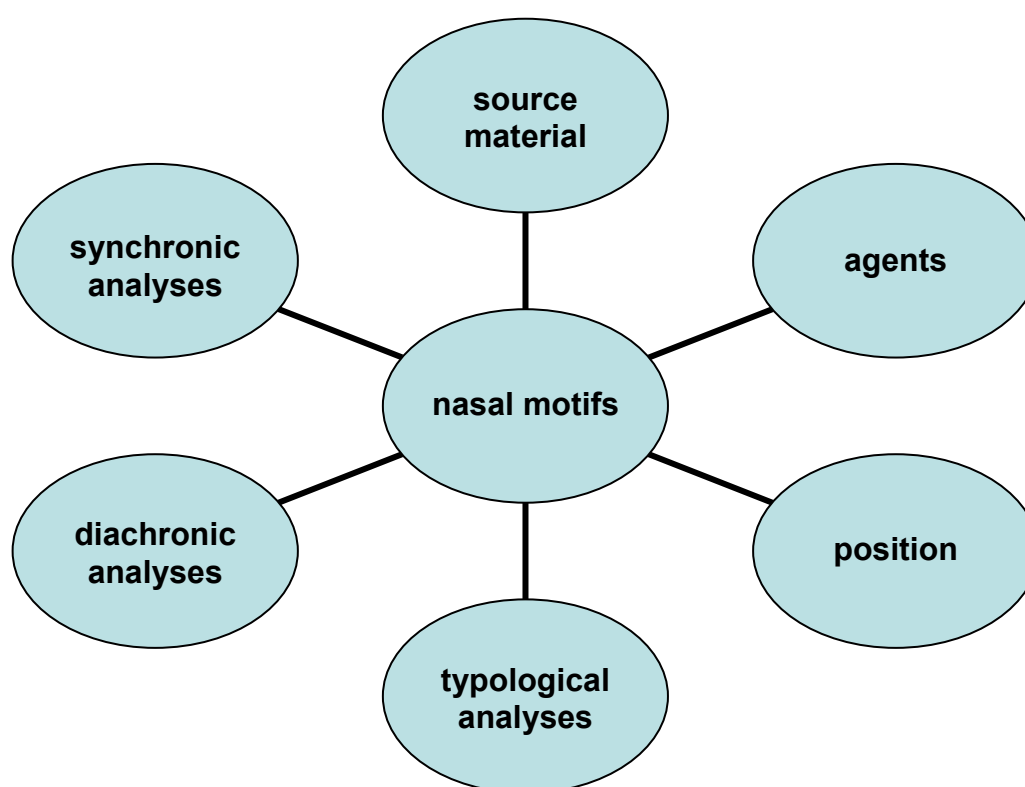


Figure 3: Diagram of cross-examined variables in the present study: general overview

⁴⁰ The different divisions of Early Classic Phases are, however, present in the master table of nasal motif in the case of ceramics (see Appendix C).

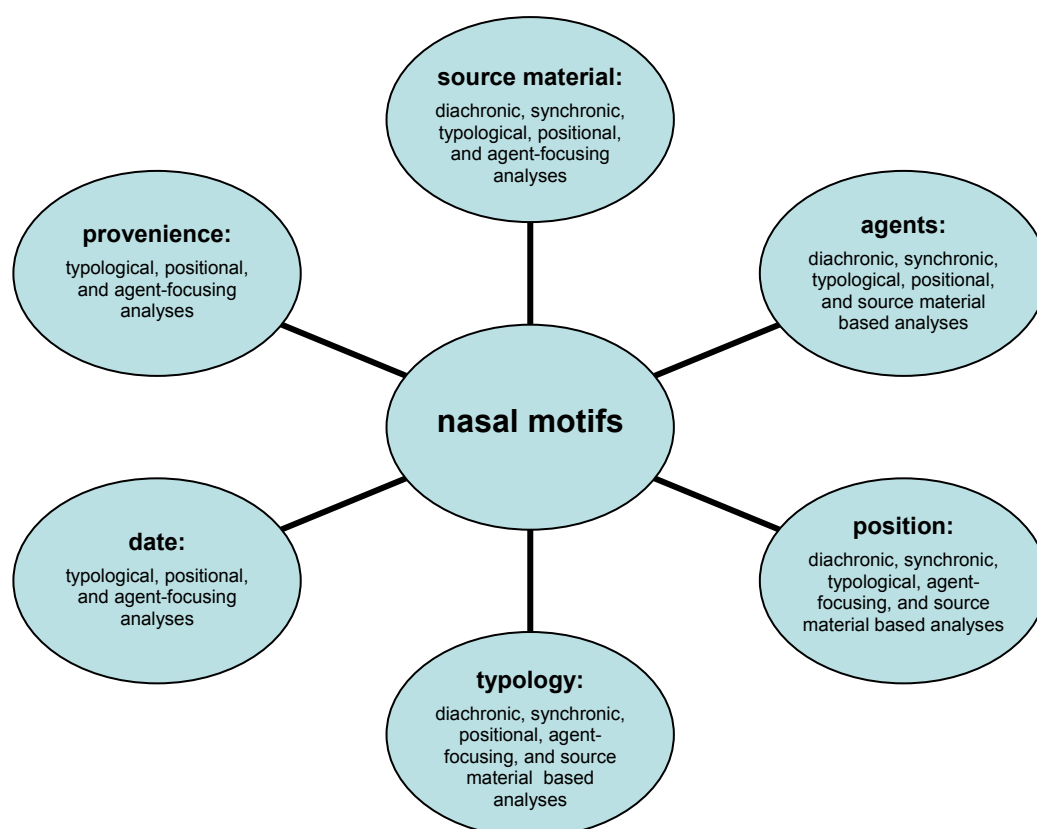


Figure 4: Diagram of cross-examined variables in the present study

3. CLASSIFICATION OF AGENTS INVOLVED IN THIS STUDY

Classification of different characters represented in Maya art is the basis of any study on the subject. It must be noted, however, that any classification or categorization of individuals and entities depicted in ancient Maya art is merely a tool used for research purposes in order for scholars to be able to categorize entities that are alien to them. Consequently, such a classification or categorization can never be an insider's (*emic*) view of the culture but always an outsider's (*etic*) perception of it.⁴¹ Nevertheless, classifying entities that are subjects or possessors of the motifs under investigation in the present study is necessary for the purpose of discovering agent-dependent distribution patterns of the motifs in question.

The classification of different entities in the present study is far from exhaustive. Also, many of the categories are overlapping due to the fact that exclusive categories are ultimately impossible to construct when taking into consideration the multi-faceted nature of the ancient Maya world view.⁴² This study classifies various agents (i.e., any animate⁴³ entities with a function in Maya art) based primarily on the form rather than the function of the agent. Consequently, some of the designations of agents involved in this study disagree with the existing labels allocated to them. The reason behind this is the fact that in most publications on the subject the designations and classifications are too broad, too narrow, or inconsistent with each other. Throughout the history of the discipline identical entities have been allocated dissimilar designations and different entities have been categorized under one broad label. An illuminating example of this is a creature that has been called a "vision serpent", "dragon", "great dragon", "bearded dragon", "Och Chan", etc. in various publications over the course of the past 11 decades. Similar creatures have also been called merely deities or zoomorphic creatures.

The classification of agents in the various corpora of nasal motifs in the present study (and in the statistical analyses based on them) is twofold: the entities are given a broad designation followed by a narrow designation. The broad designation category consists of broad-spectrum groups such as human beings, humanlike figures, deities, dragons, zoomorphs, and various anthropomorphic beings and animals. In the narrow designation category the different entities are labeled in a more restricted manner providing the reader with a variety of additional information concerning the entities under scrutiny. For example, in the case of human individuals, the name of the protagonist is provided – if identified – and, in the case of deities or zoomorphic creatures, the proper name or classificatory name of the being is given if recognized. To make the identification of different entities easier in a scene with multiple characters the function or position of various entities is provided in parentheses (see Table 20).

⁴¹ The neologisms *emic* and *etic* derive from Pike's (1954, 1955) terminology, coined from linguistics by employing the last part of the words *phonemic* and *phonetic* (Pike 1954: 8). In short, the *emic* perspective is the "insider's", "internal", or "domestic" interpretation of his or her own cultural behavior, traditions and beliefs, whereas the *etic* approach is the "outsider's", "external", or "alien" (analytical, and most commonly anthropological) interpretation of the same behavior, traditions and world-view (Pike 1954, 1990; Harris 1990; Lett 1990).

⁴² According to Taube (1988: 53), "[Postclassic] Yucatec religion was strongly polytheistic, with a myriad of divinities with frequently overlapping if not competing attributes and functions". This assertion undoubtedly applies also to other areas and eras of Maya culture.

⁴³ Included here are all animate entities but also *prima facie* inanimate entities such as headdress figures. Fundamentally, all entities that possess some type of a nasal area (whether a nose, nostrils, snout, muzzle, or beak) are included in the present study.

Table 20: Examples of broad and narrow designations of agents in Maya art

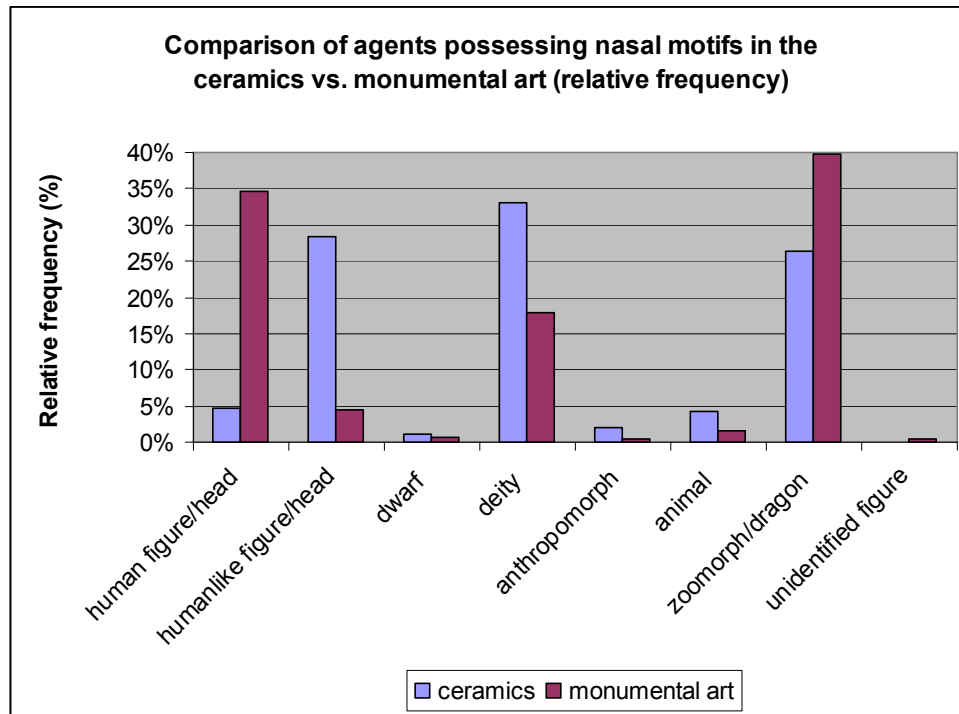
broad designation:	narrow designation:	sources (examples):
anthropomorphic head	(breast of an avian [cormorant] creature)	K8538
avian anthropomorph	avian manifestation of Itzamnaaj / Principal Bird Deity	K1387; K1388; K3300
avian zoomorph	avian manifestation of Itzamnaaj / Principal Bird Deity	K3125; K5356; K6002; Palenque: Temple of the Cross Tablet & Sarcophagus lid
avian zoomorph	<i>Tahn B'ihil Chamiy</i> (way / Uxwitz [Caracol])	K791
deity	Death God / God A	K521; K1003; K1152; K1199; K1370; K1380; K1644; K1646; K1650; K1652; K1768; K1973; K2207; K2213; K2595; K3038; K3201; K3924; K4011; K4013; K4056; K4486; K8333; K8680; MBD65
deity	Jaguar God of the Underworld	K501; K4598; K5053; K5437; K5538; K5978; K6755; K8404
deity	K'awiil	K631; K719; K1006; K1198; K1219; K1364; K1604; K1813; K1882; K2797; K2799; K3716; K3801; K4603; K5071; K5164; K5230; K5794; K6036; K6754; K7838; MBD137; Dos Pilas: Stela 11; Ek Balam: Capstone 6 & 14; Palenque: Sculptured Panel, West Court, Palace & Temple of the Sun Tablet; Quirigua: Stela H, south face; Sayil, East & West Lintels, Structure 4B1
dragon	K'awiil's leg	K1006; K1079; K1081; K1198; K1364; K1813; K1882; K2772; K3716; K4114; K5164; K5230; K5862; K6754; K7838
human figure	(captive)	K4549; Tikal: Stelae 10 & 39; Tonina: Monument 83, Uaxactun: Stela 20
human figure	Aj Wosaaj	Naranjo: Stelae 25 & 38
human figure	Yaxuun B'ahlam IV	La Pasadita: Lintel 2; Yaxchilan Lintels 1, 2, 3, 5, 6, 7, 9, 13, 16, 17, 33, 39, 42, 43, and 54
humanlike figure	Goddess O	K5113
humanlike figure	Ju'n Ajaw?	K512; K1004; K1183; K1202; K4479; K4681; K5001; SG, Pl. 197-200
humanlike figure	Maize God	K517; K621; K1202; K1270; K1271; K1488; K1560; K1566; K1892; K3033; K3400; K4358; K4464; K4479; K4681; K5123; K5379; K5608; K5648; K5723; K5761; K5880; K6002; K6298; K7268; K8009; K8088; K8190; MBD77; TRC78a1
zoomorph	Witz Monster A	K633; K703; K1250; K7268; K7750; Tikal: Lintel 3, Temple IV

The number of broad designation categories can be further reduced to eight broad-spectrum designations for detecting general patterns in the distribution of agents in Maya art. Also, in the course of statistical analyses of nasal motifs, various designation categories (such as human and humanlike figures) are grouped together to surface potential distribution patterns of nasal motifs in Maya art.

When the various broad designation categories were grouped together into eight general designations (human figures and human heads, humanlike figures and humanlike heads, dwarfs, deities, anthropomorphs [anthropomorphic creatures and animal anthropomorphs], animals, zoomorphs and dragons, and unidentified figures), the following general distribution patterns were detected:

Table 21: Comparison of agents possessing nasal motifs in ceramics vs. monumental art

Agent (grouped):	Ceramics:		Monumental art:	
human figure/head	102	4.75%	314	34.70%
humanlike figure/head	609	28.37%	40	4.42%
dwarf	24	1.12%	6	0.66%
deity	711	33.12%	161	17.79%
anthropomorph	41	1.91%	5	0.55%
animal	91	4.24%	15	1.66%
zoomorph/dragon	567	26.41%	360	39.78%
unidentified figure	2	0.09%	4	0.44%
Total:	2147	100.00%	905	100.00%

**Chart 1: Comparison of agents possessing nasal motifs in ceramics vs. monumental art**

Noticeable differences between the two main categories of artwork in the present study in relation to the agents possessing nasal motifs are the distribution patterns of human, humanlike, and deity figures. The most apparent reason behind the fact that there are more human figures in monumental art than in ceramics in the present data set is brought about by the problem of making a distinction between human and humanlike figures in ceramics (see Chapter 3.1 on human figures below). Also, the apparent preference of depicting historical figures in monumental art as compared to the ceramics seems to be a factor in the statistics as well. Moreover, the same pattern affects in all likelihood the relative frequency of deity figures in the statistics.

3.1. HUMAN BEINGS

The category of human beings in this study is divided into three sub-categories: (1) identifiable or apparent human beings, (2) humanlike⁴⁴ figures, and (3) dwarfs. The distinction between human beings and humanlike figures is merely a tool to separate clear cases of human beings from uncertain ones. Especially in the case of ceramics, knowing whether a certain figure resembling a human being is actually meant to represent a human figure, or whether the intended denotation is that of a deity with human characteristics is difficult and ultimately impossible. In the case of humanlike figures that can be securely identified, a narrow designation of agents is provided in the tables and figures which follow. In summary, the designation ‘humanlike’ is restricted in the present study to figures that are human in form but are either humans or deities in function (i.e., either from earthly or from supernatural realms). In contrast, the designation ‘anthropomorphic’ is restricted to animals having human characteristics or human beings / humanlike figures having animal characteristics.

3.1.1. IDENTIFIABLE OR APPARENT HUMAN BEINGS VS. HUMANLIKE FIGURES

The rationale behind the distinction between human and humanlike figures is based on the following criteria: a given figure is classified as a human being if one or more of the following conditions apply to the figure: (1) the figure is human in form and identified by a proper (human) name in an accompanying text; (2) the figure is human in form and part of a historical or clearly realistic scene without any indications of supernatural world; (3) the figure is human in form and identified as a known human individual in a realistic or supernatural scene. By contrast, a given individual is classified as a humanlike figure if one of the following conditions applies to the figure: (1) the figure is human in form and part of a supernatural scene or a scene with supernatural elements without any indications to identify the individual as a historical figure; (2) the figure is clearly human in form but identifiable as a known deity figure in a supernatural or *prima facie* realistic scene. The following series of figures provide examples of human beings and humanlike figures (with nasal motifs) from ceramics and from monumental art:




Figure 5: Examples of identifiable or apparent human beings possessing nasal motifs in ceramics and in monumental art

⁴⁴ The designation humanlike (variable spelling: human-like) in this study follows the definition given to it in the *Oxford English Dictionary* (2002): “Like that which is human, resembling the human; like a human being, man-like” rather than the definitions provided by other dictionaries such as *WordNet Lexical Database* (n.d.): “suggesting human characteristics for animals or inanimate things” or *Webster’s Online Dictionary* (n.d.): “resembling a human; suggesting human characteristics for animals or inanimate things; synonyms: anthropomorphic, anthropomorphous.”

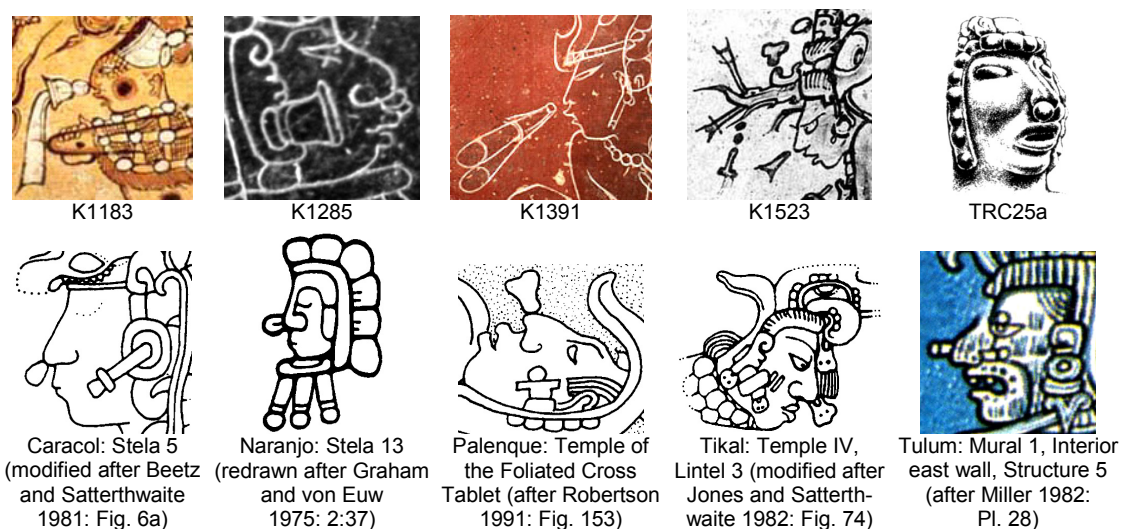


Figure 6: Examples of humanlike figures possessing nasal motifs in ceramics and in monumental art

In the first row of the figure series showing human individuals, there are five examples from ceramics:

1. K1261: an unprovenienced Late Classic Phase 1 Saxche Orange Polychrome dish (plate) depicting Animal Skull of Tikal possessing a type 'round/oval' nasal motif touching his nose in a scene with one principal figure and eight secondary agents (headdress figures and appendages, garment appendages, and a zoomorphic K'awiil scepter head). The name of the protagonist is mentioned in the accompanying PSS text.
2. K2206: an unprovenienced Late Classic Phase 2 Chama Polychrome cylindrical vase depicting a warrior possessing a type 'dnm' nasal motif in a realistic combat scene with 12 principal figures and 11 secondary agents (headdress figures, garment appendages, and a zoomorphic deity head).
3. K2603: an unprovenienced Late Classic Phase 2 Zacatel ceramic group (Codex-style) cylindrical vase depicting a human individual possessing a type 'round/oval' nasal motif in a probable palace scene with three other individuals. The reason the individual classifies as a human being (or as a humanlike figure) is the absence of clear indications of supernatural elements in the scene. This example, among many others in ceramics, seems to fall in between realistic and non-realistic scenes that are difficult to categorize. However, since the scene and the individual conforms with the criteria described above, the figure is classified as a human being (in contrast, if the round motifs on the body of the female figure in the scene are taken as deity indicators and if the 3-part motifs in the background are perceived as indicating non-realistic aspects in the setting, the entire scene ought to be classified as non-realistic and the individual in question as humanlike rather than a human being *per se*).
4. K4549: an unprovenienced Late Classic Phase 2 polychrome (T:V) cylindrical vase depicting a seated dignitary possessing a type '2-part' nasal motif in a realistic post-combat scene with seven principal figures (including three captive figures) and one headdress figure. No indications of a supernatural world.
5. K5233: an unprovenienced Late Classic Phase 2 polychrome (T:V) cylindrical vase depicting a dignitary in a dancing pose possessing a type 'bone/BO2' nasal motif in a realistic scene with three principal figures and two secondary figures (a headdress figure and a belt appendage figure).

Below the examples from ceramics, there are five illustrations of human individuals from monumental art:

1. Lintel 13, Yaxchilan: Ixik Chak Joloom with a type '2nm/2nm-oval-round' nasal motif on both sides of her nose in a scene with Yaxuun B'ahlam IV associated with the birth of Chelte' Chan K'inich on 1 Chikchan 13 Pop (9.16.0.14.5).⁴⁵ The scene has supernatural aspects (human individual emerging from the mouth of a dragon figure) but the protagonist in question is a historical figure.
2. Stela 5, Machaquila: Ju'n Tzak To'ok⁴⁶ with a type 'nb/nb-BO1' nasal motif (i.e., a nose bar) through his nose in a scene dated 13 Chikchan 13 Kumk'u (10.0.10.17.5).
3. Altar L, Copan: Ukit To'ok' with a type 'round/oval' nasal motif touching his nose in a scene with Yax Pahsaj Chan Yo(p)aat dated 3 Chikchan 3 Wo (9.19.11.14.5).
4. Stela 14, Seibal: human figure (? Chaahk K'awiil) with a type 'sc w/f' nasal motif in front of his nose on a monument with an approximate stylistic date of 10.2.0.0.0.
5. Stela 10, Xultun: human dignitary with a type 'ds' nasal motif touching his nose in a scene with a dwarf, serpent-footed(?) miniature deity figure (K'awiil?), and a miniature (baby?) Waterlily Jaguar on a monument with an approximate stylistic date of 10.1.0.0.0.

In the first row of the figure series depicting humanlike individuals there are five examples from ceramics:

1. K1183: an unprovenienced Late Classic Phase 1 Saxche Orange Polychrome cylindrical vase depicting a humanlike figure who can be identified both iconographically and epigraphically (see Reents-Budet 1994: 119, 356) as Ju'n Ajaw. The figure has a type 'sc w/f' nasal motif touching the nose in a palace scene with two other figures (Yax B'ahlam and Itzamnaaj) and an anthropomorphic or theomorphic skull.
2. K1285: an unprovenienced Early Classic Phase 3 Incised Black ware (T:V) effigy vase depicting a humanlike head possessing a type '2 round / 2Ro' nasal motif touching his nose in a scene with two principal figures (Chaahk and God N / Pawahtuun) and three secondary figures (K'awiil scepter, a serpentine head [K'awiil scepter's leg], and a zoomorphic earflare appendage figure of Chaahk).
3. K1391: an unprovenienced Late Classic Phase 2(?) Red-slipped incised cylindrical vase with blue stucco trimmings (T:V) depicting a humanlike figure with Maize God attributes possessing a type 'sc w/f' nasal motif in front of his nose in a canoe scene with a deity figure (Chak Xib' Chaahk?), a dragon, and a serpentine creature.
4. K1523: an unprovenienced Late Classic Phase 2 Zacatel ceramic group (Codex-style) cylindrical vase depicting a humanlike scribal figure possessing a type 'sc/sc2' nasal motif in front of his nose in a scene with two other principal figures (another scribe and a chilopodous dragon figure), two headdress figures (Crescent-headed Monster / Jester God head and a dragon head) and a personified dragon snout or dragon head floral motif behind the scribe).
5. TRC25a (Culbert 1993: Fig. 25a): an Early Classic bowl from Tikal with an effigy lid (top: Positas Modeled, scutate cover with effigy handle; bottom: Balanza Black, basal flange bowl: high-side variety) depicting a humanlike figure possessing a type '2 round / 2Rp' nasal motif touching (below) his nose.

⁴⁵ For the transcription and transliteration of the text on the monument, see Kettunen, Helmke, and Guenter 2002.

⁴⁶ Ruler F in Mathews and Willey 1991: 57-58.

Below the examples from ceramics there are five illustrations of human individuals from monumental art:

1. Stela 5 (front), Caracol: humanlike torso (emerging from the mouth of a Double-headed Serpent Bar) with a type ‘round/oval’ nasal motif touching his nose in a scene with one principal figure (Knot Ajaw) and 58 secondary figures (including deities and zoomorphic creatures). Monument dated 3 Ajaw 3 Sotz’ (9.9.0.0.0).
2. Stela 13, Naranjo: humanlike head (knee ornament) with a type ‘round’ nasal motif touching his nose in a scene with one principal figure (K’ahk’ Ukalaw Chan Chaahk) and 16 secondary figures (including deities and zoomorphic creatures). Monument dated 12 Ajaw 8 Pax (9.17.10.0.0).
3. Temple of the Foliated Cross Tablet, Palenque: humanlike head with Maize God characteristics (Maize foliage). A type ‘sc/sc2’ nasal motif is touching his nose in a scene with two principal figures (K’inich Kan B’ahlam II as an adult and as a child) and 21 secondary figures (including deities and zoomorphic creatures). Last date of the monument: 8 Ajaw 8 Wo (9.13.0.0.0).
4. Lintel 3, Temple IV (Structure 5C-4), Tikal: humanlike head with Maize God characteristics (Maize foliage) overlying or replacing the eye of a Witz Monster. A type ‘sc/ab’ nasal motif is touching his nose in a scene with one principal figure and 30 secondary figures (including deities and zoomorphic creatures). Last date of the monument: 13 Ak’b’al 1 Ch’en (9.15.15.2.3).
5. Mural 1, Interior east wall, Structure 5, Tulum: humanlike figure with a type ‘nb/nb-BO1’ nasal motif (i.e., a nose bar) through his nose in a scene with four principal figures and 16 secondary figures (including deities and zoomorphic creatures). Date: Late Postclassic period (after AD 1400 according to Miller [1982: 54]).

3.1.2. DWARFS

Dwarfs⁴⁷ are a special class of human or humanlike (supernatural) figures in Maya art. Dwarf figures can be further categorized into ‘standard’ dwarfs (human individuals or supernatural figures of short stature), hunchback dwarfs (human individuals or supernatural figures of short stature and abnormal curvature of the upper spine), and proportionate dwarfs (human individuals or supernatural figures of short stature with proportionate limbs).⁴⁸

⁴⁷ The plural form of *dwarf* is *dwarfs* in the *Oxford English Dictionary* (2002), although the dictionary provides one example of the form *dwarves* dating to 1818. According to *Wikipedia – the Free Encyclopedia* (2004) the plural form *dwarfs* is used “especially when referring to actual humans with dwarfism, but ever since J. R. R. Tolkien used dwarves in his fantasy-epic *The Lord of the Rings*, the plural forms “dwarfs” and “dwarves” have been used interchangeably”.

⁴⁸ The usage of the term ‘midget’ for proportionate dwarfs is widespread in common language and it has also entered the discourse in Maya studies. According to the LPA (Little People of America) ‘guidelines’ (see Anonymous 2004) one should refrain from using the term due to fact that it is considered to be of offensive nature: “In some circles, a midget is the term used for a proportionate dwarf. However, the term has fallen into disfavor and is considered offensive by most people of short stature. The term dates back to 1865, the height of the “freak show” era, and was generally applied only to short-statured persons who were displayed for public amusement, which is why it is considered so unacceptable today.”




Figure 7: Examples of dwarf figures possessing nasal motifs in ceramics and in monumental art




Figure 8: Examples of hunchback dwarfs possessing nasal motifs in ceramics




Figure 9: Examples of proportionate dwarfs possessing nasal motifs in ceramics

3.2. DEITIES AND OTHER SUPERNATURAL ENTITIES

3.2.1. DEITIES

The vast number of deities and the even greater number of various manifestations of deities makes the classification of Maya divinities complicated and, in the emic point of view, ultimately even unnecessary. The nature of addressing characteristics of one deity to another and the elastic manner with which the Maya treated their pantheon (if the term even applies to the ancient Maya belief system), has challenged Maya scholars since the early days of the discipline. After the initial description of Maya deities by Landa (1586 [ca. 1566]), classifications of Maya divinities have been proposed since the late 19th century by Brasseur de Bourbourg (1869-1870), Thomas (1882), Förstemann (1886, 1901), and Seler (1886, 1887), especially in relation to Maya codices, but the first systematic approach to classify Maya divinities was that of Paul Schellhas' *Die Göttergestalten der Mayahandschriften* (Schellhas 1904b), which, again, was based on the deities appearing on Maya codices. Since the early part of the 20th century, Schellhas' classification has functioned as the primary categorization of Maya divinities. It was later modified and expanded by numerous scholars (from Spinden 1913 to Taube 1992) to bring the inventory up to date and to correlate Post-Classic Maya divinities to Classic counterparts.

Although some of the deities of Post-Classic Yucatan (as they appear in the codices) were present in Classic times, there are a number of divinities that did not exist, were not represented, or were represented differently, during the Classic period (or Pre-Classic period for that matter) and vice versa. Also, most, if not all, divinities had in all likelihood at least slightly different functions, attributes, and guises in these two eras of Maya culture. A detailed account of recent understanding of the classification of Maya divinities in Post-Classic Yucatan, with references to the Classic period deities, has been presented by Karl Taube (1992).

The recent developments in the understanding of Maya hieroglyphic writing along with the latest iconographic studies has increased the understanding of the ancient Maya belief system and provided further information on the names and epithets of various divinities. In the present study, deity figures are treated in the broad distinction category under the designation 'deity' followed by a name or description of the deity figure in question. As numerous divinities in the Maya belief system are superimposed with other deities and have characteristics of other divinities, the classification is to be regarded as provisional only. In the present study, the term 'deity' refers to supernatural anthropomorphic figures and supernatural zoomorphic creatures with distinctive 'god-eyes'. The distinction between other zoomorphic creatures and deities is ultimately artificial but the distinction is made in the present study to find out distributional patterns of nasal motifs between anthropomorphic deities (or theomorphic creatures) and zoomorphic beings. It has to be noted, however, that such a distinction is to some extent inconsistent since some of the manifestations of known deity figures can be manifested in fully zoomorphic form. Also, in the case of zoomorphic heads, the designation is 'deity head' if the entity is a known character and 'zoomorphic head' if the creature is an unknown being (see Figure 10).

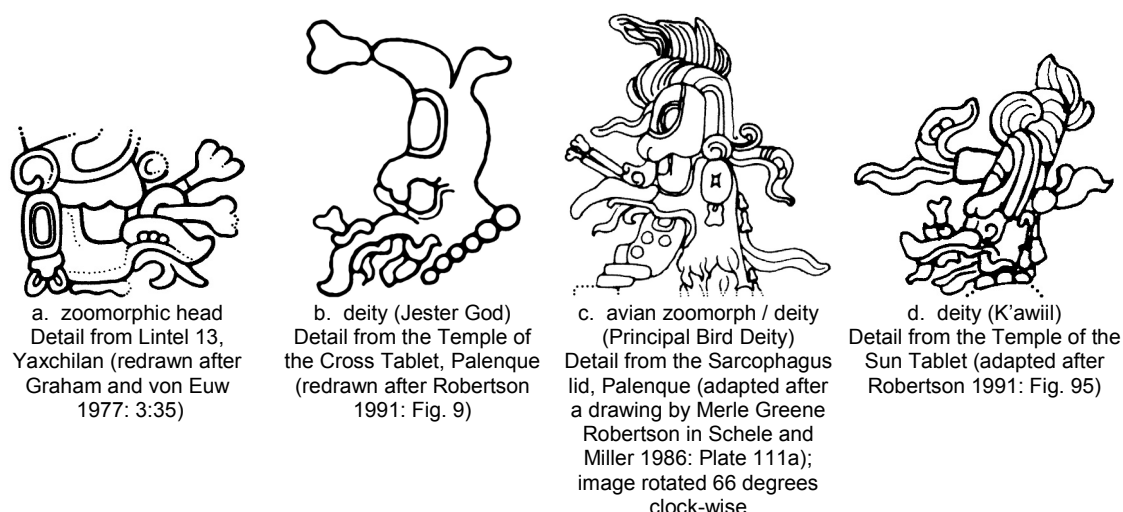


Figure 10: Designations of various zoomorphic beings / deity figures in the present study

From the figure above it can be seen that various entities in Maya art could be classified solely based on form rather than the name or epithet of the creature. All figures above could be classified under “zoomorphic heads or figures with distinctive theomorphic eyes (‘god-eyes’), prolonged snouts, and serpentine fangs”. However, since certain figures are known entities (along with identified names in some cases), they fall into the category of ‘deities’ in the present study. In the case of Jester Gods the case is somewhat more complicated since (especially in ceramics) there seems to be an overlap with Jester Gods and (other) crescent-headed creatures that may or may not be Jester Gods.

The inventory of deity figures in this study includes the following divinities: Baby Jaguar, Chaahk, Death God / God A, Death God / God A’, God L, God M, God N, Goddess O, Itzamnaaj, avian manifestation of Itzamnaaj, Jaguar God of the Underworld, Jester God, Ju’n Ajaw, K’awiil, Maize God, Monkey Scribe, Moon Goddess, Paddler God, Pax God, and Sun God / K’inich Ajaw along with a myriad of unidentified deity figures with distinctive theomorphic attributes.⁴⁹ Examples of various deity figures are provided below:

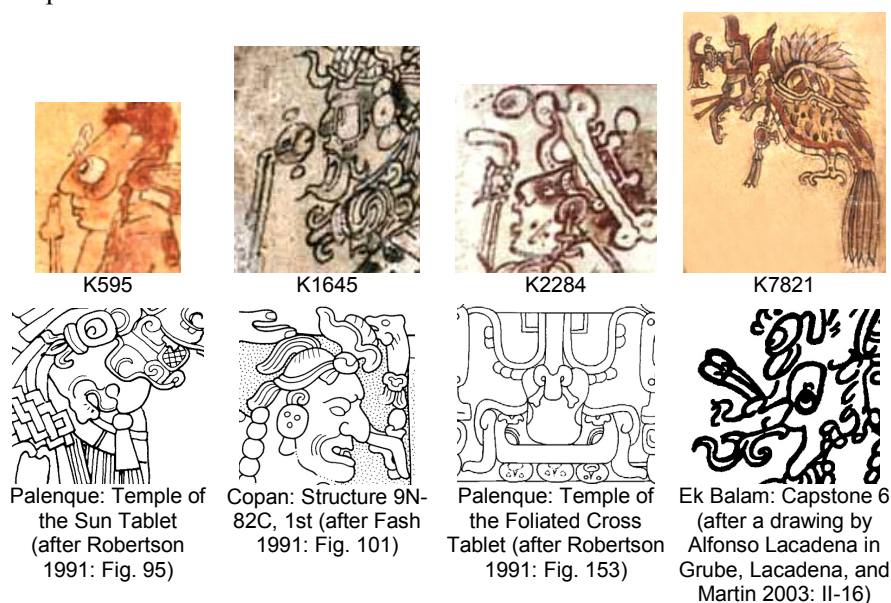


Figure 11: Examples of deity figures in ceramics and in monumental art

⁴⁹ Note that known deity figures having human form are classified as ‘humanlike figure’ followed by the name of the figure (e.g., humanlike figure / Maize God).

3.2.2. ANTHROPOMORPHIC BEINGS

Anthropomorphic beings can be grouped into two main categories: (1) animals having human characteristics and (2) human beings having animal characteristics. The following labeling method was created for this study in order to avoid confusion between the two classes of anthropomorphic beings: (1) the adjective *anthropomorphic* followed by an animal name is restricted to creatures whose heads are those of animals and bodies those of human beings or humanlike figures; (2) an adjective describing the class, order, or family of a given animal followed by the word *anthropomorph* is restricted to creatures whose heads are those of human beings or humanlike figures and rest of the body is that of an animal.⁵⁰



a. K505: anthropomorphic monkey



b. K6738: anthropomorphic monkey



c. K5152: simian anthropomorph / theomorph



d. K1440: anthropomorphic bird



e. K555: anthropomorphic bird



f. K5039: anthropomorphic bird



g. K5764: anthropomorphic bird



h. K927: anthropomorphic deer



i. K4339: anthropomorphic fox?



j. K7009: anthropomorphic fox?



k. K3231: anthropomorphic Waterlily Jaguar

Figure 12: Examples of anthropomorphic beings in Maya ceramics

⁵⁰ See the second column in Table 26 and Table 27 for the descriptive terminology of animals (or animal groups) that constitute the first explanatory term of animal anthropomorphs discussed here.

3.2.3. ZOOMORPHIC CREATURES

The category of zoomorphic creatures includes all non-human and non-anthropomorphic creatures that cannot be securely identified as factual animals. The group consists of unidentified animals, imaginary creatures, and compositions or confluations of two or more animals or imaginary creatures. The identity of each being is specified if identified. As in the case of anthropomorphic beings, the first designation (of composite creatures) relates to the body of the entity and the second to its head (see Figure 12). This group is a vast one and difficult to subcategorize due to the fact that many zoomorphic creatures can be labeled both as zoomorphs and as deities. Also, the elastic nature to conflate attributes of ophidian, chilopodous, avian, and other creatures in one single entity adds to the difficulty of categorization, along with the profuse amount of various zoomorphic entities and partial elements of such creatures in one single monument, as in the case of Stela 5 from Caracol (see Figure 13).⁵¹

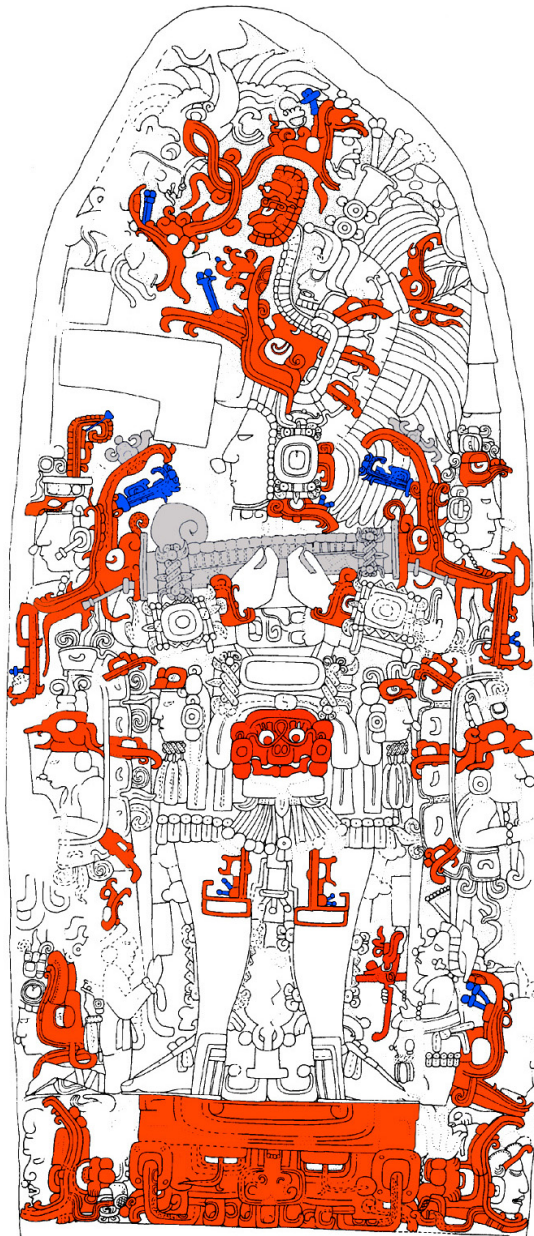


Figure 13: Zoomorphic creatures on Stela 5, Caracol (modified after Beetz and Satterthwaite 1981: Fig. 6a)

⁵¹ All zoomorphic creatures are highlighted in the illustration (along with nasal motifs attributed to them). Note that the two heads of the double-headed dragon bar are assigned with 'dragon snout' (or dragon head) nasal motifs.

Table 22: Examples of broad and narrow designations of zoomorphic creatures in Maya art

broad designation:	narrow designation:	sources (examples):
avian zoomorph	avian manifestation of Itzamnaaj / Principal Bird Deity	K3125; K5356; K6002; Palenque: Temple of the Cross Tablet & Sarcophagus lid
avian zoomorph	harpy eagle?; <i>Kok..?</i> (way of ? Pa'chan)	K7794
avian zoomorph	<i>Tahn B'ihil Chamiy</i> (way of Uxwitz [Caracol])	K791
feline zoomorph	(backrack)	K4464
zoomorph	saurian dragon?	K5020
zoomorph	Witz Monster A	K633; K703; K1250; K7268; K7750; Tikal: Lintel 3, Temple IV
zoomorph	Witz Monster B	K4989; K8533; Quirigua: Stela H, west face; Tikal: Lintel 2, Temple IV
zoomorph	Witz Monster C	K1152; K1370; K1644; K1768; K3201; Tikal: Lintel 3, Temple IV
zoomorph (canine rodent?)	<i>Yax Tahn Waax</i> (way)	K927
zoomorph (cervine monkey)	? <i>Maax</i> (way)	K927
zoomorph (coati?)	<i>K'ahk' Ne' Tz'uutz'</i> (way)	K927
zoomorph (feline tapir)	<i>Tihl Hix</i> (way)	K927

The term zoomorph is assigned to both identified and unidentified creatures in the broad designation category of various tables pertaining to nasal motifs in the present study, while in the narrow designation category a specific name of the being is provided if known. Due to the vast number of dragon-like creatures in Maya art, a special category was created to host these entities. Though all dragon creatures are zoomorphic in nature, they are treated separately from other zoomorphs in the analyses to follow in order to find out distribution patterns of one specific group of zoomorphs in Maya art. In addition, it must be noted that in the present study the scope of the word 'dragon' is more wide-ranging than has been customary in Maya iconographic studies (see Chapter 3.2.3.1).

To find out patterns in the appearance of various zoomorphic creatures, a case study comprising of 470 occurrences of dragon-like and comparable zoomorphic creatures was carried out in the ceramics. Included in the study were all dragon-like creatures (such as chilopodous dragons, saurian dragons, serpentine dragons, Deer Dragons, Double-headed Dragons, Feathered Dragons, and Teo Dragons) but also related zoomorphic creatures such as Crocodilian Monsters, Crescent-headed Monsters, Quadripartite Monsters, Waterlily Monsters, and different types of Witz Monsters.

The analyzed units included the body, eye, snout, teeth, tongue, ear, tail end, and type of the nasal motifs of the creatures along with entities emerging from the mouth of the creatures and other miscellaneous elements (see Table 23 and Table 24 below). Each analyzed unit was divided into various attributes (87 in all) based on the characteristics as they appeared on each examined creature. Based on the results of the research, a more comprehensive understanding of the overall connections and associations of the formal appearance of various creatures was achieved – a fact that facilitated designating a variety of creatures based on descriptive terms (rather than existing – to some extent ambivalent – terminology). This re-classification of some of the creatures by mere descriptive terms was done by avoiding the existing terminology as much as possible, and to find out how many different creatures are grouped together under one designation and how many indistinguishable entities are given different designations in various works on Maya iconography.

The overall results of the statistics are shown in the following tables and the designations of various creatures along with brief descriptions are to be found in the following chapters. It should be noted

that some of the analyzed creatures in the tables to follow may possess more than one of the characteristics in a given analyzed unit. For example, in 'snout shape III' the dragon figure on K4013 has a snout that has (1) an *ak'b'al* sign, (2) foliation, and (3) other decorations, and the dragon figure in K2772 has (1) a bifurcated tongue which is also (2) decorated. Consequently, the total percentage of various designations may exceed 100 %. Conversely, analyzed units that are internally exclusive, i.e., any given characteristics exclude the other, include only the following units: (1) eye, (2) snout shape I, (3) teeth, (4) entities emerging from the mouth, and (5) nasal motifs.

Table 23: Statistics of various analyzed units pertaining to dragon-like and other zoomorphic creatures in Maya ceramics

Analyzed unit:	Characteristics:	Number of occurrences:	Percentage:	Total percentage:
body	none	295	62.77%	100.64%
	serpentine	89	18.94%	
	feathered serpent	25	5.32%	
	skeletal	4	0.85%	
	"serpent bar"	12	2.55%	
	human	1	0.21%	
	saurian	4	0.85%	
	other	43	9.15%	
eye	curl	133	28.30%	100.00%
	arch	26	5.53%	
	cross-band	2	0.43%	
	squint	25	5.32%	
	other	272	57.87%	
	n.a.	12	2.55%	
eye lid	pronounced eye lid	74	15.74%	15.74%
snout shape I	elongated (straight or slightly bent)	69	14.68%	100.00%
	elongated and bent up	171	36.38%	
	elongated and bent back	36	7.66%	
	elongated and bent down	79	16.81%	
	blunt	90	19.15%	
	other	23	4.89%	
	n.a.	2	0.43%	
snout shape II	straight	82	17.45%	101.28%
	bent	214	45.53%	
	coiled	48	10.21%	
	undulating	102	21.70%	
	square and bent up	2	0.43%	
	bifurcated	10	2.13%	
	other	17	3.62%	
	n.a.	1	0.21%	
snout shape III	plain	203	43.19%	106.17%
	foliated	40	8.51%	
	<i>ak'b'al</i> ?	43	9.15%	
	decorated (other)	156	33.19%	
	(clearly) skeletal	16	3.40%	
	head	33	7.02%	
	other	6	1.28%	
	n.a.	2	0.43%	
teeth	serpentine	290	61.70%	100.00%
	other	140	29.79%	
	n.a.	40	8.51%	

Table 24: Statistics of various analyzed units pertaining to dragon-like and other zoomorphic creatures in Maya ceramics (continued)

Analyzed unit:	Characteristics:	Number of occurrences:	Percentage:	Total percentage:
tongue	none	309	65.74%	102.34%
	plain	59	12.55%	
	decorated	29	6.17%	
	bifurcated	63	13.40%	
	other	12	2.55%	
	n.a.	9	1.91%	
emerging from the mouth	nothing	291	61.91%	100.00%
	deity head	8	1.70%	
	deity torso	46	9.79%	
	deity figure	4	0.85%	
	human head	6	1.28%	
	human torso	9	1.91%	
	human figure	10	2.13%	
	flames / smoke / scrolls	40	8.51%	
	snake	2	0.43%	
	other	54	11.49%	
ear design	none	159	33.83%	117.23%
	ear ornament (any type)	198	42.13%	
	foliated / vegetation	152	32.34%	
	deer ear	14	2.98%	
	Venus sign	2	0.43%	
	K'an-cross	3	0.64%	
	other motifs	23	4.89%	
tail end	plain	368	78.30%	100.00%
	"Flaming Ajaw"	13	2.77%	
	flaming head	5	1.06%	
	flames	4	0.85%	
	K'awiil	17	3.62%	
	floral motif	15	3.19%	
	(double-headed)	30	6.38%	
	other	18	3.83%	
nasal motif type	none	222	47.23%	100.00%
	2 bones	138	29.36%	
	bone	41	8.72%	
	other	69	14.68%	
other	skeletal maxilla & terminal fangs	15	3.19%	(146.60%)
	skeletal mandible	11	2.34%	
	lower jaw present	313	66.60%	
	beard	201	42.77%	
	deer antler	12	2.55%	
	quadripartite badge	5	1.06%	
	witz-motifs	44	9.36%	
	waterlily	50	10.64%	
	Venus sign	3	0.64%	
	"Jester head" crescent	30	6.38%	
	K'an-cross	2	0.43%	
	saurian legs	3	0.64%	

3.2.3.1. DRAGONS

The multitude of imaginary dragon-like or serpentine zoomorphic beings in Maya art has made the designation process of these creatures rather demanding since the very beginning of the discipline. Together with the number of distinct creatures, the elastic manner of conflating and combining various creatures in Maya art adds to the challenge considerably.

As noted in the previous chapter, the range of the word ‘dragon’ in the present study is more extensive than has been customary in Maya iconographic studies thus far. The rationale behind this preference stems from the fact that previous characterizations and designations are either too narrow, too broad, or too ambiguous for the purpose of this study, as statistical research is next to impossible to carry out with vague terminology. Consequently, the designations in the current volume are to some extent unorthodox for the sake of clarity and uniformity (especially in relation to statistical analyses)⁵². To give an example of various designations pertaining to one single creature depicted in Maya art (see Figure 14), consult Table 25 below:

**Table 25: A selection of designations from various publications
for the principal zoomorphic creature on Yaxchilan Lintel 25**

source:	designation:
Maudslay 1974 [1889-1902]: Vol. I: Pl. 23	feathered serpent
Thompson 1954: Pl. 12	serpent
Morley, Brainerd, and Sharer 1983: Fig. 4.24	serpent
Schele and Miller 1986: 177	Vision Serpent
Stuart 1988: 183	serpent
Schele and Freidel 1990: 266	Vision Serpent
Stross and Kerr 1990: 355	vision serpent
Tate 1992: 88	Vision Serpent
Freidel, Schele, and Parker 1993: 208	War Serpent
Freidel, Schele, and Parker 1993: 308	War Snake
Freidel, Schele, and Parker 1993: 308	Waxaklahun-Ubah-Kan
Schele and Mathews 1998: 284	War Serpent
Coe 1999: Fig. 69	double-headed snake
Boot 1999: 2	centipede
Martin and Grube 2000: 125	half-decayed Mexican-style part serpent, part centipede

⁵² As noted before, to avoid designations that are ambiguous, a method employing broad and narrow designations of various agents in Maya art was created for the present study.

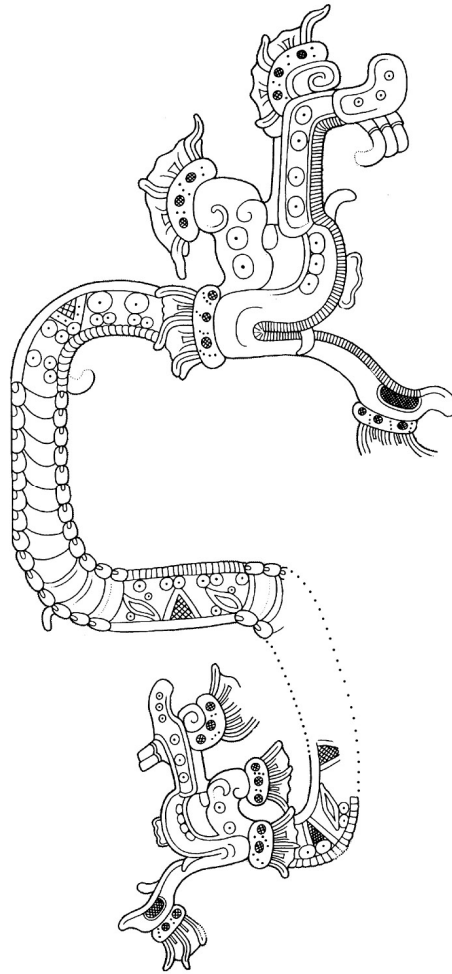


Figure 14: Detail from Lintel 25, Yaxchilan (adapted after a drawing by Ian Graham in Graham and von Euw 1977: 3:55)

Creatures that have been customarily labeled ‘serpents’ in various works on Maya iconography include a huge variety of imaginary beasts ranging from somewhat realistic depictions of snakes to completely conflated imaginary creatures. Moreover, these serpentine beings seem to overlay in appearance with other characters in Maya art, such as various divinities with zoomorphic heads or snouts. The omnipresent nature of serpentine creatures in Maya art has been observed by numerous scholars since the beginning of the discipline (see, for example, Maudslay 1974 [1889-1902]: Vol. V: Text Volume I: 34-35 and Spinden 1913: 32-60). A fitting account is also to be found in Proskouriakoff 1950: 39, and deserves to be quoted in its entirety:

The serpent is more than a common motif in Maya art. It is virtually an all-pervading theme which recurs in a great variety of contexts and assumes many different forms. During the Classic Period the serpent is treated as a transcendental genus, whose resemblance to living snakes, if not coincidental, is at least extremely casual. Sometimes one can recognize the rattles of the rattlesnake, or the up-turned nose of *Bothrops nasutus*, but these legitimate features are freely combined with purely imaginative improvisations or with anatomical details peculiar to other forms of animal life. In many cases the identity of the serpent is lost in that of a fantastic monster.

What follows below is a classification of various dragon-like – and comparable – creatures in Maya art. Further discussion on the identity of these creatures is presented in Chapter 3.5.



Figure 15: Examples of dragons in Maya art

Along with full figure dragon creatures in Maya art, there are numerous dragon-like heads that either appear in the artwork by themselves or form parts of structures (such as roof combs and thrones). Examples of individual dragon heads and dragon heads as thrones are provided in Figure 16 below:




Figure 16: Examples of dragon heads in Maya art




Figure 17: Examples of dragon head thrones in Maya art

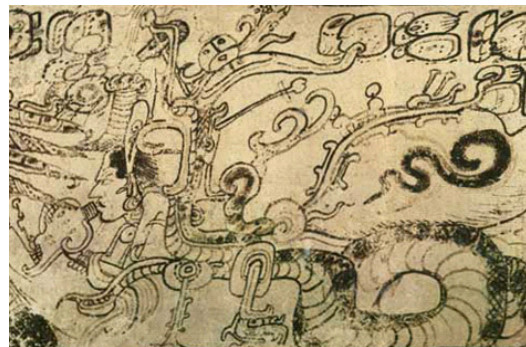
A special class of dragons in Maya art (and especially in ceramics) is labeled in the present study as Deer Dragons. These entities are zoomorphic serpentine creatures with cervine attributes (deer ears and/or deer antlers). In one of the Ch'orti' legends narrated in Fought (1972: 75-85), a serpent which "came out of a mountain named Sese kmil" (*ibid.* 83) is said to have large horns: "Its horn, they say, was like the horn of a bull, but very large" (*ibid.* 85). Examples of Deer Dragons are provided in Figure 18) and further discussion on the identity of these creatures is presented in Chapter 3.5.



a. Roll-out photo by Justin Kerr (Kerr File No. K8727)



b. Detail of a roll-out photo by Justin Kerr (Kerr File No. K1256)




c. Detail of a roll-out photo by Justin Kerr (Kerr File No. K7794)

Figure 18: Examples of Deer Dragons in Maya art

Yet another special class of dragons in Maya art is dragons functioning as a leg of the deity K'awiil. Examples of these creatures are provided below (see Figure 19):



a. Roll-out photo (modified) by Justin Kerr (Kerr File No. K5164)



b. Detail from an unspecified structure (Pier D, Temple of the Inscriptions?), Palenque (after Robertson 1991: Fig. 5)

Figure 19: Examples of dragons as K'awiil's legs in Maya art

Along with dragons having serpentine attributes there are a number of zoomorphic creatures that have chilopodous attributes (particularly terminal fangs). Examples of these chilopodous dragons are provided below (see Figure 20) and further discussion on the identity of these creatures is presented in Chapter 3.5.

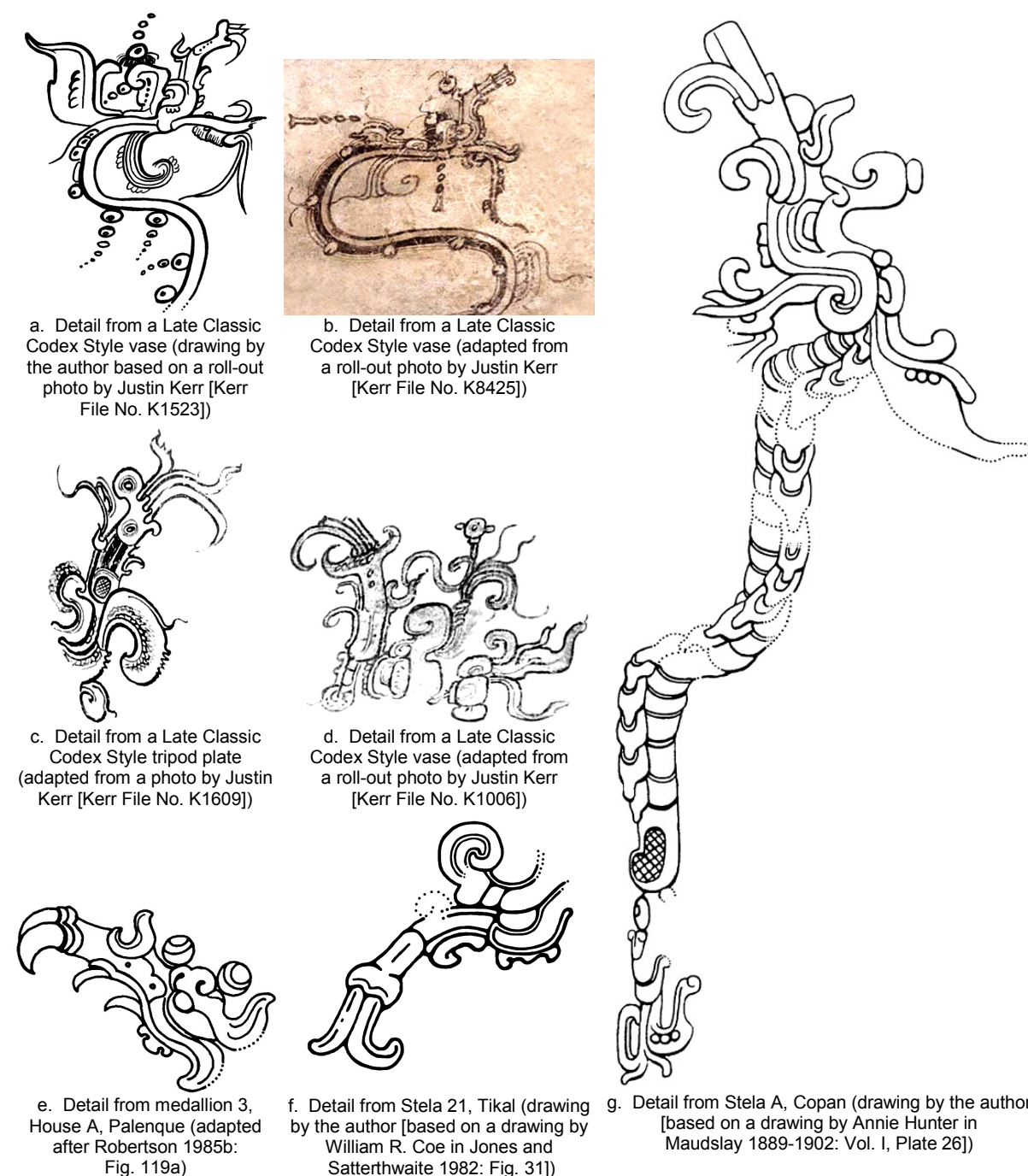


Figure 20: Examples of chilopodous dragons in Maya art

Besides being compositions or confluations of various creatures, some of the dragon-like entities in Maya art are depicted in serpentine (ophidian) form. Since these creatures are not completely rendered in realistic manner, i.e., being depicted as snakes, they are treated in the present study as serpentine dragons rather than serpents or snakes. Examples of these creatures are provided below (see Figure 21) and further discussion on the identity of these creatures is presented in Chapter 3.5.

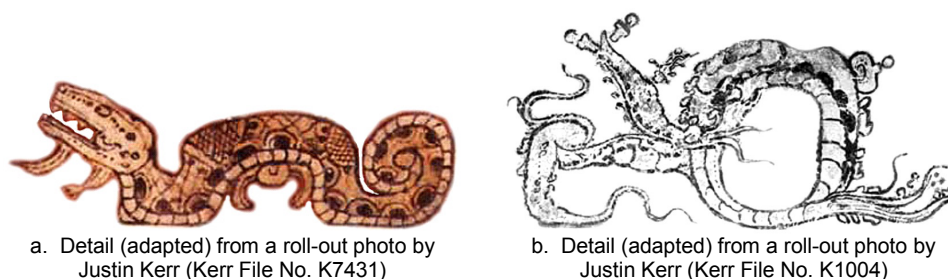


Figure 21: Examples of serpentine dragons in Maya art

A special class of dragon figures in Maya art is a double-headed dragon which is frequently held by various dignitaries in monumental art and in ceramic scenes. This creature is repeatedly zoomorphic in form with two imaginary serpentine heads, also known as the “double-headed serpent” (Schele and Mathews 1998: 171), “Serpent Bar” (Schele and Freidel 1990: 415), “Ceremonial Bar” (Spinden 1913: 49, Schele and Mathews 1998: 159)⁵³ “Double-headed Serpent Bar” (Freidel, Schele, and Parker 1993: 277) and “Ceremonial Serpent Bar” (Schele and Mathews 1998: 158). According to Spinden (1913: 56), “[t]he three objects or conceptions [Ceremonial Bar, Manikin Scepter, and Two-headed Dragon] certainly appear distinct enough at first glance. But as a matter of fact each is more or less connected with the other, and all break down into variant types and gradually lose their individual characters.” Although all three entities scrutinized by Spinden are in fact to be distinguished from each other, the fact remains that in most cases in Maya art different creatures do seem to overlap making the designation practice rather demanding.

In the present volume, double-headed dragons are treated as one distinct group composing of bicephalic zoomorphic creatures whose two heads are essentially indistinguishable from each other. Although there is substantial variation in the appearance of these creatures to make fine distinctions, the group is divided merely into two subgroups: (1) double-headed dragons and (2) double-headed skeletal chilopodous dragons (of which the second subgroup is treated as a separate group). Examples of the first subgroup of these creatures are provided below (see Figure 22):




Figure 22: Examples of double-headed dragons in Maya art

As mentioned above, in addition to ‘standard’ double-headed dragons, there are also double-headed skeletal chilopodous dragons (also known as a “double-headed centipede bar” [Martin and Grube 2000: 204]) that should be treated as a special class of zoomorphic creatures. The creature has usually

⁵³ Spinden (1913: 49) recognizes that “the Ceremonial Bar is composed of a double-headed serpent with a flexible, drooping body.” He makes a distinction between these creatures and “Two-headed Dragons” (Spinden 1913: 53; see also Maudslay 1974 [1889-1902]: Vol. V: Text Volume I: 51-52, 56, and Text Volume IV: 37). The same creature (from Copan Altar 41) as described by Spinden (1913: Fig. 52) is labeled as “Celestial Monster” in Schele and Miller 1986: 45, and it is to be regarded as an entity in its own right.

prominent chilopodous attributes (terminal fangs and distinctive body segments). Examples of these creatures are provided below (see Figure 23) and further discussion on the identity of these creatures is presented in Chapter 3.5.

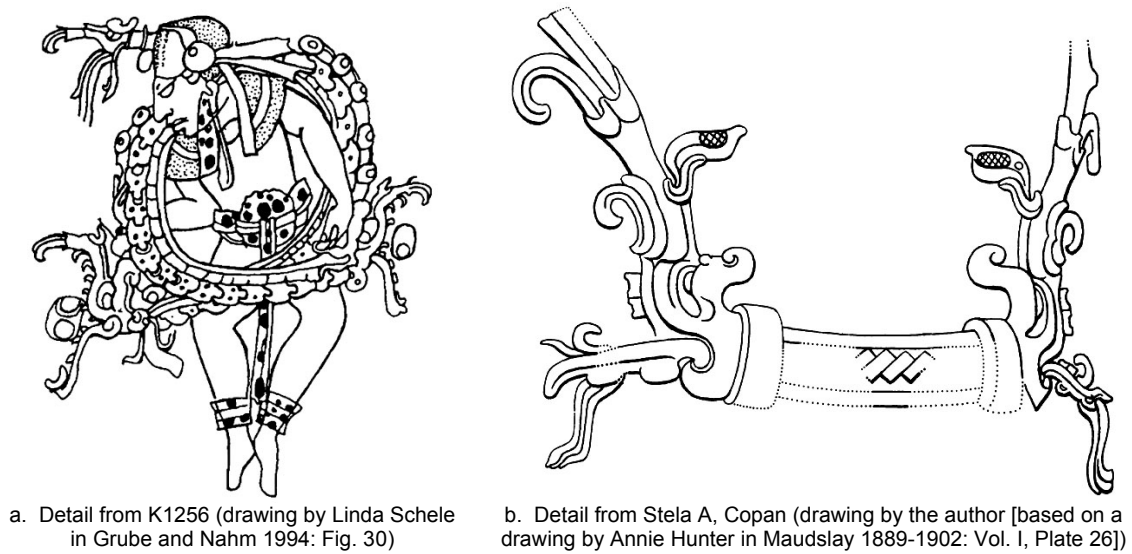


Figure 23: Examples of double-headed chilopodous dragons in Maya art

Yet another special class of dragons is that of feathered dragons (also known as Feathered Serpent). These creatures are basically parallel to dragon creatures with serpentine bodies except for the fact that they have feathers attached to the body. Examples of these creatures are provided in Figure 24 below:



a. Detail from a roll-out photo by Justin Kerr (Kerr File No. K5369)



b. Detail from a roll-out photo by Justin Kerr (Kerr File No. K5372)



c. Detail from a roll-out photo by Justin Kerr (Kerr File No. K5226)

Figure 24: Examples of feathered dragons in Maya art

Along with feathered dragons, there is a special class of entities that seem to be abbreviated forms of feathered dragons or avian wings that are personified with diagnostic dragon-like attributes. These beings are labeled as ‘personified dragon wings’ in the present study. Examples of these creatures are provided below:



Figure 25: Examples of feathered dragon wings in Maya art

Yet another special class of dragon-like zoomorphic creatures is a category labeled ‘Teo Dragons’ in the present study. This class can be further subdivided into two distinct groups based on the appearance of the beings. The first group (Teo Dragon I) is closely associated with the artistic traits of Teotihuacan with distinctive goggle-eyes and diagnostic maxillae, while the other group (Teo Dragon II) shares enough similarities with the first one to be labeled under the same general category. Examples of both groups are provided below:





Figure 26: Examples of Teo Dragons in Maya art (a & b: Teo Dragon, type I; c & d: Teo Dragon, type II)

Along with fully zoomorphic dragon-like creatures in Maya art there is at least one instance of anthropomorphic dragons in Maya ceramics. This being has a dragon head and an anthropomorphic body with serpentine attributes:



Figure 27: An example of anthropomorphic dragon in Maya ceramics
(adapted after a photo by Justin Kerr [File no. K114])

In addition to dragon-like zoomorphic creatures with serpentine or chilopodous attributes, there are examples of zoomorphic creatures with crocodilian features. These entities are labeled as Crocodilian Monsters in the present study.

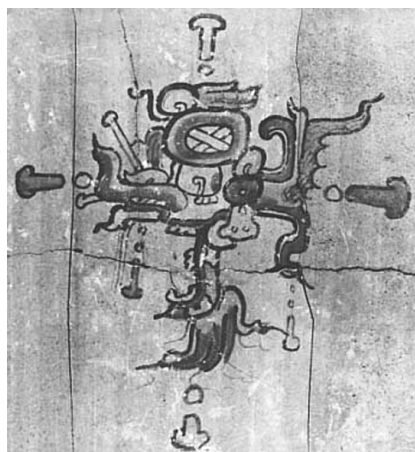


Detail from a Late Classic Codex Style tripod plate (adapted after a drawing by
Linda Schele in Schele and Miller 1986: Pl. 122b [Kerr File No. K1609])

Figure 28: An example of a Crocodilian Monster from a Late Classic Codex Style Plate

Besides the creatures classified above, there is a myriad of zoomorphic creatures with distinctive characteristics that are either separate entities or manifestations of other creatures. Identification of these beings in the present study is to be regarded as provisional with the rationale of the classification being validated based on making a distinction between (formally) different entities in the analyses to follow. In general, the designation of the following creatures is based on form and diagnostic features that separate them from other related entities. The first class of these creatures is labeled descriptively

as ‘cross-banded dragon head’. This creature is a zoomorphic head with a cross-banded motif in the place of the supraorbital plate.




Detail from a Late Classic polychrome vase (adapted from a composite photo by Justin Kerr [Kerr File No. K3066])

Figure 29: An example of a cross-banded dragon head in ceramics


The second class of zoomorphic creatures with distinctive characteristics is labeled as ‘K’an cross-headed dragon’. Examples are provided below (Figure 30):



a. Detail (modified from a roll-out photo by Justin Kerr (Kerr File No. K7055))



b. Detail from Stela 3, Tzum (adapted after von Euw 1977: 4:55)



c. Detail from the Temple of the Foliated Cross, Palenque (adapted after Robertson 1991: Fig. 153)

Figure 30: Examples of K’an cross-headed dragon-like creatures in Maya art

Yet another class is composed of creatures that seem to overlay, at least to some extent, with Jester Gods. These entities are clustered under the designation ‘crescent-headed monsters’ / ‘Jester Gods’. The most common manifestation of this being is a zoomorphic head with a prominent crescent-like supraorbital plate. Examples are provided below (Figure 31):



a. Detail from a Late Classic Black and White Style vase (drawing by the author based on a photo by Justin Kerr [Kerr File No. K6616])



b. Detail from a Late Classic polychrome vase (after a roll-out photo by Justin Kerr [Kerr File No. K5606])



c. Detail from Stela 21, Tikal (modified after Jones and Satterthwaite 1982: Fig. 31)

Figure 31: Examples of crescent-headed monsters in Maya art

In addition to crescent-headed monsters / Jester Gods, there are entities with diagnostic appendages attached to the tips of crescents, volutes, or foliaceous head extensions. These entities are either actual Jester Gods or more closely associated with them than the previous creatures without distinctive appendages. These beings are labeled as ‘crescent-headed Waterlily Monsters’ / ‘Jester Gods’ and the descriptive portrayal is that of a zoomorphic creature (or head) with a prominent crescent-like supraorbital plate and floral appendages.




Figure 32: Examples of crescent-headed monsters (variants of the Jester God) with floral or other types of head or headdress appendages in Maya art

3.2.3.2. WITZ MONSTERS

Besides other zoomorphic creatures, there is a well-established class of zoomorphic beings known as Witz Monsters (also known as Kawak / Cauac Monsters in earlier studies). All Witz Monsters share common features in being zoomorphic in nature, having a prominent supraorbital plate with diagnostic Witz-symbols (as in glyphs T528, T529, T531, T532 in Thompson 1962), a prolonged snout, and in almost all cases a missing mandible.

A closer examination of these creatures demonstrates that there are noteworthy differences between various Witz Monsters that seem to point towards an interpretation that there is not only one class of Witz Monsters but several. The differences are distinguished based on the appearance of the snout of the figure which shows considerable variation. In addition, scenes in ceramics with more than one Witz Monster at times show one Witz Monster with another type of snout from that of the other Witz Monster (see e.g., K4619, K6002, and K7268). These difference will be elucidated below.

The first variety of Witz Monsters is a zoomorphic creature with a clefted head and Witz-markings just like the other forms of Witz Monsters, but rather than having a downturned or personified snout, this creature has an upturned snout. In the present study, this creature is labeled as ‘Witz Monster A’.




Figure 33: Examples of type A Witz Monsters in Maya art

The second variety of Witz Monsters has a downturned – rather than upturned or personified – snout. In the present study, this creature is labeled as ‘Witz Monster B’.





Figure 34: Examples of type B Witz Monsters in Maya art

The third variety of Witz Monsters has a distinctive personified snout with a deity head. In the present study, this creature is labeled as ‘Witz Monster C’.



Tikal: Lintel 3, Temple IV (modified after Jones and Satterthwaite 1982: Fig. 74)

Figure 35: Examples of type C Witz Monsters in Maya art

3.2.3.3. OTHER ZOOMORPHIC CREATURES

The category of other zoomorphic creatures hosts entities that are either unidentified animals, identified animals with unidentified zoomorphic attributes, or compositions of two or more identified animals. These beings are well represented in Maya ceramics and are especially well-established as different forms of *way* creatures (Houston and Stuart 1989). Examples of these creatures are provided in Figure 36 below:



a. cervine monkey (? *Maax*)
Detail (adapted) from a roll-out photo by Justin Kerr (Kerr File No. K927)



b. zoomorphic coati? (*K'ahk' Ne(n) Tz'uutz'*)
Detail (adapted) from a roll-out photo by Justin Kerr (Kerr File No. K927)




c. feline tapir? (*Til Hix*)
Detail (adapted) from a roll-out photo by Justin Kerr (Kerr File No. K927)



d. zoomorphic deer
Detail (adapted) from a roll-out photo by Justin Kerr (Kerr File No. K3332)



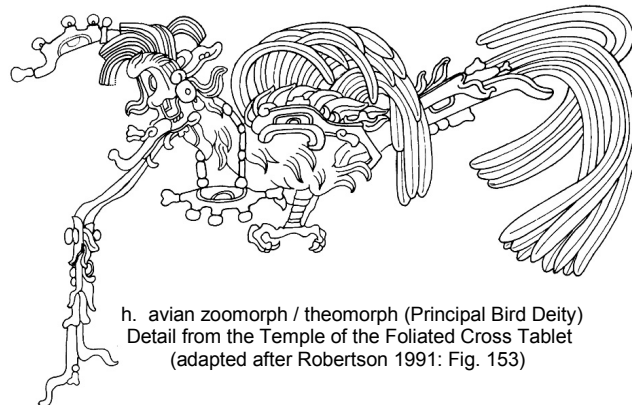
e. monkey with cervine attributes
Detail (adapted) from a roll-out photo by Justin Kerr (Kerr File No. K3392)



f. zoomorphic head(dress)
Detail (adapted) from a roll-out photo by Justin Kerr (Kerr File No. K6416)



g. avian zoomorph head
Detail (adapted) from a roll-out photo by Justin Kerr (Kerr File No. K3875)



h. avian zoomorph / theomorph (Principal Bird Deity)
Detail from the Temple of the Foliated Cross Tablet
(adapted after Robertson 1991: Fig. 153)

Figure 36: Examples of other zoomorphic creatures in Maya art

3.3. ANIMALS

In addition to zoomorphic creatures, there is a myriad of diverse species of animals depicted in Maya art. If the creature can be more or less securely identified, or if a given (unidentified) animal figure is rendered in a fairly realistic manner, it falls into the category of animals rather than zoomorphs in the present study. Examples of various animals in ceramics and in monumental art are provided below:



Figure 37: Examples of animal figures in ceramics

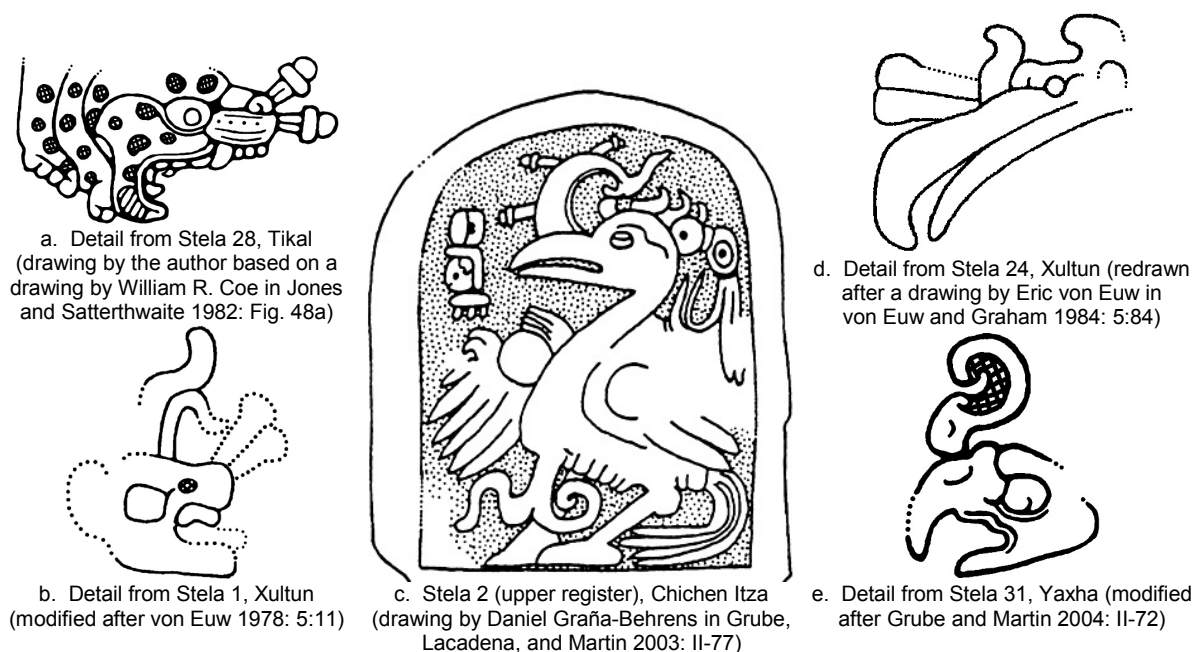


Figure 38: Examples of animal figures in monumental art

Besides being rendered in a relatively realistic manner, there are instances in Maya art where apparent animal figures are portrayed with imaginary features, such as personified wings (see Figure 39⁵⁴) and, obviously, with nasal motifs. These creatures are, nevertheless, labeled as animals rather than zoomorphic entities.



Figure 39: Detail from K8068 (adapted)

The inventory of identified animal figures in the present study includes ants, anteaters, bees, birds, canines, coatis, deer, fish, insects, jaguars (and other possible felines), peccaries, rabbits, rodents, snakes, toads, and turtles. In the following table, taxonomic description of these animals is provided along with descriptive terms used in clarifying different aspects of composite or conflated zoomorphic creatures discussed above.

⁵⁴ In the case of the parrot figure above (Figure 39) there is a nasal motif attached to the snout of a personified wing of the bird.

Table 26: Names and taxonomic descriptions of animals examined in this study⁵⁵

Common name:	Adjective:	Phylum:	Class:	Order:	Family:
ant	formicine	Phylum: Arthropoda Subphylum: Hexapoda	Class: Insecta Subclass: Pterygota Infraclass: Neoptera	Superorder: Endopterygota Order: Hymenoptera Suborder: Apocrita	Superfamily: Vespoidea Family: Formicidae
anteater	myrmeco-phagous	Phylum: Chordata Subphylum: Vertebrata Infraphylum: Gnathostomata	Mammalia	Xenarthra	Myrmeco-phagidae
bat	chiropteran	Phylum: Chordata Subphylum: Vertebrata Infraphylum: Gnathostomata	Mammalia	Chiroptera	(various)
bee	apian	Phylum: Arthropoda Subphylum: Hexapoda	Class: Insecta Subclass: Pterygota Infraclass: Neoptera	Superorder: Endopterygota Order: Hymenoptera Suborder: Apocrita	Superfamily: Apoidea Family: Formicidae
bird	avian	Phylum: Chordata Subphylum: Vertebrata Infraphylum: Gnathostomata	Aves	(various)	(various)
centipede	chilopodous	Phylum: Arthropoda Subphylum: Mandibulata	Superclass / Subphylum: Myriapoda Class: Chilopoda	(various)	(various)
coati	procyonine	Phylum: Chordata Subphylum: Vertebrata Infraphylum: Gnathostomata	Mammalia	Carnivora	Procyonidae
crab, lobster, shrimp	decapodan, crustacean, crustaceoid	Phylum: Arthropoda Subphylum: Crustacea	Malacostraca	Decapoda	(various)
crocodile	crocodilian	Phylum: Chordata Subphylum: Vertebrata Infraphylum: Gnathostomata	Superclass: Tetrapoda Class: Reptilia Infraclass: Archosauria	Crocodylia	(various)
deer	cervine	Phylum: Chordata Subphylum: Vertebrata Infraphylum: Gnathostomata	Mammalia	Order: Artiodactyla Suborder: Ruminantia	Cervidae
fox, dog	canine	Phylum: Chordata Subphylum: Vertebrata Infraphylum: Gnathostomata	Mammalia	Carnivora	Canidae
fish	piscine	Phylum: Chordata Subphylum: Vertebrata Infraphylum: Gnathostomata	(various)	(various)	(various)

⁵⁵ The following sources were consulted during the preparation of this table: Britton 2002, Cloudsley-Thompson 1988, Hickman 1967, Kaestner 1968, Lee 2000, Myers 2001, *Oxford English Dictionary* 2002, Storer and Usinger 1965, and *Wikipedia – the Free Encyclopedia* 2004.

Table 27: Names and taxonomic descriptions of animals examined in this study (continued)

Common name:	Adjective:	Phylum:	Class:	Order:	Family:
jaguar, jaguarundi, margay, ocelot	feline	Phylum: Chordata Subphylum: Vertebrata Infraphylum: Gnathostomata	Mammalia	Carnivora	Felidae
lizard	saurian	Phylum: Chordata Subphylum: Vertebrata Infraphylum: Gnathostomata	Superclass: Tetrapoda Class: Reptilia	Order: Squamata Suborder: Sauria	(various)
monkey	simian	Phylum: Chordata Subphylum: Vertebrata Infraphylum: Gnathostomata	Mammalia	Order: Primates Suborder: Haplorhini Infraorder: Simiiformes	Superfamily: Platyrrhini (New World monkeys)
peccary	porcine? tayassuine?	Phylum: Chordata Subphylum: Vertebrata Infraphylum: Gnathostomata	Mammalia	Order: Artiodactyla Suborder: Suina	Tayassuidae
rabbit	leporine	Phylum: Chordata Subphylum: Vertebrata Infraphylum: Gnathostomata	Mammalia	Lagomorpha	Leporidae
rodent	rodent	Phylum: Chordata Subphylum: Vertebrata Infraphylum: Gnathostomata	Mammalia	Rodentia	(various)
snake	ophidian / serpentine	Phylum: Chordata Subphylum: Vertebrata Infraphylum: Gnathostomata	Superclass: Tetrapoda Class: Reptilia	Order: Squamata Suborder: Serpentes (Ophidia)	(various)
spider	araneous / arachnoid	Phylum: Arthropoda Subphylum: Chelicerata	Arachnida	Araneae	(various)
tapir	tapirine	Phylum: Chordata Subphylum: Vertebrata Infraphylum: Gnathostomata	Mammalia	Perissodactyla	Tapiridae
frog, toad	anuran	Phylum: Chordata Subphylum: Vertebrata Infraphylum: Gnathostomata	Amphibia	Anura	Bufonidae
turtle	testudinian	Phylum: Chordata Subphylum: Vertebrata Infraphylum: Gnathostomata	Superclass: Tetrapoda Class: Reptilia	Testudines	(various)

3.4. CLASSIFICATION OF AGENTS: EMIC VS. ETIC PERSPECTIVES

Even the hugest telescope has to have an
eye-piece no larger than the human eye.
(Wittgenstein 1980: 17)⁵⁶

Entities in the classification of characters in Maya art can be approached both etically and emically. Although the etic perspective, or Western scientific approach in general, has its strength and benefits in the classification process and statistical research, it is worth pursuing the Maya approach regarding appellations, labels, descriptions, characterizations, and taxonomic practices (and, ultimately, combine these two perspectives).

The emic perspective is, obviously, a theoretical construction of the ancient Maya perception of the world around them, and not a 'pure' emic approach as defined by Pike (1954: 10). Also, it is different from the general meaning applied in the field of anthropology concentrating in *contemporary* cultures, as the subject of the present work is a *past* culture. However, the emic perspective is approachable from two angles: firstly, by the means of analyzing texts written by the Maya themselves, and, secondly, by using analogies based on the present day Maya culture. Both approaches do, however, have their limits as (1) the content of hieroglyphic texts is limited and the understanding of the texts relies on the interpretation of the texts based on tools provided by epigraphy and comparative linguistics, and (2) analogies based on the facets of present-day Maya culture have to be evaluated critically as they are only approximations of the ancient Maya way of perceiving the world around them.⁵⁷

Hieroglyphic texts provide us with a window to ancient Maya thinking, albeit with a restricted lexis. With regard to the names of various entities and individuals portrayed in Maya art, there is an accumulating number of characters which can now be identified with a proper name.⁵⁸ However, there is still a great mass of entities whose identification is not secure or not known at all. Moreover, the problem is that we cannot – or should not – label two similar entities under the same label unless we are convinced that they represent the selfsame entity. Also, the elastic manner in which the Maya conflated various entities – or attributed different aspects of one being to another – in their ideology and iconography, adds to the confusion of the identity of these entities from an etic point of view.

In this perspective, and from a point of view of academic research, it is justifiable to employ broad descriptive classifications for all entities and narrow classifications for known beings. Such a classification also allows one to perform statistical analyses to distinguish whether various entities with different labels are interrelated or associated one way or another in the Maya way of thinking. For example, regarding the typology of nasal motifs on various deity figures in Maya art, one may see that specific characters tend to have similar distribution patterns with comparable entities (see Chapter 5.4.3). Also, by looking at various attributes and characteristics within a range of entities, it is possible to designate these characters based purely on descriptive terms (see Chapter 3.2).

Regarding analogies based on modern Maya perception of the world around them, there are advantages and further ramifications in the classification process of various entities and motifs portrayed in Maya art, especially with flora and fauna. Ethnozoological, ethnobotanical, and ethno-

⁵⁶ *Das Okular auch des riesigsten Fernrohrs nicht größer sein darf, als unser Auge. (ibid.)*

⁵⁷ Emic labels can also be extracted from native texts written during the colonial period, as well as from various dictionaries, albeit with restrictions, as dictionaries are normally a product of an etic process of glossing lexical items in a language.

⁵⁸ Similar phenomenon has taken place in ceramic vessel typology during the course of epigraphic research in the past few decades when the Maya terms for different types of ceramic vessels were identified in the hieroglyphic corpus. The *etic* classification of various types of ceramic vessels ranges from a few hundred broad designations to well over 6000 combinations of varieties, types, groups, wares, and complexes by ceramicists (Gifford and Kirkpatrick, eds. 1996), whereas the number of various identified types of vessels in the (*emic*) hieroglyphic corpus is currently 13 different vessel types.

mycological research carried out among the Tzeltal Maya (Hunn 1977, Berlin, Breedlove and Raven 1974, and Lampman 2004) have generated detailed ethnotaxonomies and general ethnotaxonomic models which are applicable in the present work. These taxonomies are discussed in the next chapter along with indications pertaining to Maya iconography and hieroglyphic texts.

3.5. CENTIPEDES, SNAKES, AND DRAGONS: INTERDISCIPLINARY CONSIDERATIONS

In this chapter a specific interdisciplinary case-study will be discussed to examine the features of particular zoomorphic creatures whose identity has been under debate during the past two decades.⁵⁹ Since the identification of centipedes in the Maya hieroglyphic corpus and iconography in 1994 by Nikolai Grube and Werner Nahm (Grube and Nahm 1994: 702), epigraphers and iconographers alike have debated whether some of the zoomorphic serpentine creatures in Maya iconography depict imaginative snakes or centipedes. Based on the data provided below, I argue that most serpentine (ophidian) or chilopodous creatures with unrealistically depicted heads are neither snakes nor centipedes, but a conflation of both – and in some cases they possess characteristics of other animals, such as crocodiles. Consequently, these creatures should more aptly be designated as zoomorphs, monsters, centiserpents, or dragons. In the present chapter the topic will be examined using iconographic, epigraphic, zoological, and ethnozoological data.

In their 1994 article, Grube and Nahm call attention to a certain creature depicted on K1256 (see Figure 40) and to other related representations of the same entity in monumental art. They state that “it forms the corners of ancestor cartouches and the Skeletal Maw on the base of Pakal’s sarcophagus in Palenque” (Grube and Nahm 1994: 702). In 1999 Erik Boot (Boot 1999: 2) recognized that the creature on Lintel 25 at Yaxchilan is similar to the centipede depicted on K1256 (see Figure 40). Boot (*ibid.*) also identified the two small hooks connected to the body of the creature as possible representations of centipede legs.

The hieroglyphic caption on K1256 was read as *sak bak nah chapat (u way bakel)*⁶⁰ by Grube and Nahm (1994: 702) and the first part was glossed as “white bone house centipede”. Other examples of the word centipede are discussed by Boot (1999), who provides a set of different spellings of the word: **cha-pa-ta** (in K1256); **cha-pa-tu** (on a ceramic vessel discussed by Marc Zender in an unpublished manuscript); **cha-CHAPAT-ti** (ceramic vessel from Copan, Test Trench 4-42); **CHAPAT-tu** (Copan, Altar of Stela 13); and **CHAPAT** (numerous examples). These varied ways to spell the word for centipede and the outcome of the different arrangements, i.e., transliterations, are shown in Appendix A: Table 122).⁶¹

⁵⁹ The research material presented here was partially gathered and subsequently co-presented with Bon Davis as a workshop closing paper at the XXIVth Linda Schele Forum on Maya Hieroglyphic Writing at the University of Texas at Austin in March 2000. The original workshop closing paper was titled *Snakes, Centipedes, Snakepedes, and Centiserpents: Conflation of Liminal Species in Maya Iconography and Ethnozoology*, and it was later published as an article also (Kettunen and Davis 2004). What follows here is a modified and updated version of the original presentation and article. I would like to acknowledge the co-operation of Bon Davis in gathering and analyzing part of the data presented here. Also, I would like to thank Nancy Elder, the head librarian of the Biological Sciences Library at the University of Texas at Austin for searching and making available numerous articles relating to the topic of the present chapter.

⁶⁰ With current (2005) modifications the caption can be read as **SAK-B’AK-ka na-ja cha-pa-ta u-WAY B’AK-le** (*Sak B’ak Naj Chapa[h]t uway B’ak[e]l*).

⁶¹ For dictionary entries of the word for centipede in various Maya languages, see Appendix A: Table 114. For dictionary entries and epigraphic entries of other animals discussed in this chapter, see Appendix A: Table 115 through Appendix A: Table 123).



Figure 40: Detail from a Late Classic Phase 2 cylindrical vase showing two wayob': a Deer Dragon (deer-serpent) and a double-headed chilopodous dragon, *Sak B'ak Naj Chapa[h]t* (photo by Justin Kerr; File no. K1256)

Most of the creatures in Maya iconography with heads identified as centipede heads by Grube, Nahm, and Boot should be defined, more accurately, as confections of different animals. Combining an imaginative centipede-like head with a snake or serpentine body is a common feature in Maya iconography. Regarding the example noted by Erik Boot (1999: 2) of Lintel 25 from Yaxchilan, I believe that the small “hooks” connected to the body of the creature are not centipede legs, as suggested by Boot, but instead protruding vestigial hind limbs⁶² (rear legs) of the family *Boidae* snakes (such as *Boa constrictor*) found throughout the Maya lowlands (see Kettunen and Davis 2004: Fig. 3).⁶³ The head of the creature in question is depicted in a number of different ways in Maya iconography. Most commonly the head is skeletal, has large eyes, a prominent forehead (supraorbital plate), beard-like appendage below the mandible, and a set of teeth or fangs inside the mouth or maw. Skeletal heads also have a set of two claws or teeth / fangs / incisors / maxillae / maxillapeds at the far end of the upper jaw or maxilla (see Figure 41).

⁶² According to Frank (1979: 44), the vestigial ‘legs’ serve no functional purpose. However, according to Anonymous (n.d.f.), the male uses his larger limbs to stimulate the female during mating. In addition to the genus *Boa* snakes (such as *Boa constrictor*), this is also the case with other species (such as anacondas) in the *Boidae* family (see Soomro [2001]). According to Breen (1974: 319), the vestigial hind limbs are longer and more prominent in males than in females.

⁶³ The middle part of the ophidian body, depicted on Lintel 25, is segmented, which might lead one to the false impression that it is a depiction of centipede somites or body segments. However, I suggest that this part of the creature represents the ventral part of a snake. It is possible to distinguish designs that possess indications of either *Boa constrictor* or *Bothrops asper* body patterns below and above the middle part of the body (see Kettunen and Davis 2004: Figs. 3 and 28).




Figure 41: Comparison of two dragon-like zoomorphic heads from Lintel 39, Yaxchilan, and from K1256 (drawings by the author based on a drawing by Ian Graham [1979: 3:87] and on a photo by Justin Kerr, respectively)

One of the most distinctive features of these skeletal creatures is the aforementioned set of two fangs or teeth at the end of the upper jaw. These are clearly present on K1256, Yaxchilan Lintel 39 (see Figure 41), and numerous other monuments, ceramic vessels, and miscellaneous portable items such as the following: a carved bone from Tikal Burial 116 (see Kettunen and Davis 2004: Fig. 5), House A medallions at Palenque (see Robertson 1985b: Fig. 119a), Stelae D and H and Structure 9N-82 at Copan (see Schele and Miller 1986: Fig. III.8), the bicephalic headdress creature on Yaxchilan Lintel 25, and K1180, K1392, K1523, K1609, K2700, and K8150. In addition, the fangs or teeth are present in the logogram for centipede: **CHAPAT** (see Appendix A: Table 122). In the case of the principal dragon-like creature on Yaxchilan Lintel 25, K2572, and hundreds of other occurrences of dragon-like creatures, the inner fangs are present but the prominent skeletal premaxilla teeth or fangs are absent (see Kettunen and Davis 2004: Figs. 9 and 10). Furthermore, the creature depicted on Yaxchilan Lintel 25 has three fangs instead of two, disagreeing with the fact that centipedes have a set of two primary maxillae (see Kettunen and Davis 2004: Figs. 11 and 12).⁶⁴

While the chilopodan attributes in the iconography of imaginative creatures in Maya art are plentiful, the abundance of different species of snakes in Mesoamerica has had a yet greater impact on the artistic traditions of the Maya and other Mesoamerican cultures. However, as with centipedes, most snake-like or serpentine / ophidian creatures in Maya art seem to be conflated with attributes of other animals to form imaginative creatures. Conversely, when rendered in a more realistic manner, one can be more or less certain that the intended creature is a snake and not an imaginative beast (see Kettunen and Davis 2004: Fig. 17, left column).

It is possible to identify, with certain restrictions, different species of snakes in Maya art. This can be done both with the realistically rendered snakes and with snake bodies pertaining to imaginative heads. The rattlesnake (*Crotalinae spp.*) with its diagnostic rattle attached to the last caudal vertebrae is a common theme in Maya art – especially in the northern part of the Maya area – and easy to recognize without having to study body patterns or other features of the snake. However, by looking at the body patterns it is possible to identify at least groups of different snakes. A common body pattern of snakes in Maya art is that of a V-shaped pattern diagnostic of (at least) *Bothrops asper*, *Crotalus durissus* (tropical rattlesnake) and *Boa constrictor*, present in numerous depictions of snakes or snake bodies in Maya art (see Kettunen and Davis 2004: Figs. 17 and 18). This pattern is probably also the graphic origin for the T566 sign.

All things considered, most Mesoamerican artistic traditions seem to have a common feature of conflating different animal species to render imaginary dragon-like creatures that have attributes of

⁶⁴ While explicit depictions of centipedes are scarce or nonexistent in the Maya iconography, in the art of other Mesoamerican cultures centipedes are frequently portrayed in a more realistic manner (see Kettunen and Davis 2004: Figs. 13-15).

centipedes, snakes, crocodiles, and possibly other animals, such as sharks and lizards.⁶⁵ This practice is essentially a worldwide phenomenon and examples from Chinese, Indian, Near Eastern, and Mediaeval European Art are abundant.

Ethnozoological Considerations: The Case of Tzeltal Folk Zoology

The following is based mostly on Eugene Hunn's (1977) work concerning Tzeltal folk zoology, and it is not to be taken as a pan-Maya approach on zoology. However, it is worth noticing the fact that Western scientific taxonomy has little to do with Tzeltal taxonomy – a fact that applies to all Mesoamerican cultures (and to all non-Western cultures for that matter). Westerners might see similarities between various animals and, for example, between different iconographic details that simply are not there in the native taxonomies. As a result, familiarity with the Maya way(s) of classifying animals is crucial in Maya studies involving research on zoological issues – whether we are dealing with iconography, epigraphy, or any other branch of Maya studies.

On centipedes, Hunn (1977: 309-310) writes: “Centipedes (class CHILOPODA) are included in the extended range of this taxon [diplopoda / millipedes] by a few informants and may be known as *ti'wal mokoch*⁶⁶ ‘biting millipedes’ [...]” In Hunn's work centipedes are classed (descriptively) as *xulub'chan* (“horned bug” or “horn-snake”) by his Tzeltal informants. According to Hunn (1977: 310) “many informants are unfamiliar with this taxon, naming it descriptively as *tzahal chan* ‘red bug’ or *pehch hol chan* ‘flat-headed bug’. Others include it within the extended range of the preceding taxon as *kps [sic] mokoch* or *ti'wal mokoch* ‘biting millipede’.”

The list and description of various snakes in Hunn's (1977) work is extensive and only a few species will be discussed here. The Tzeltal word for (generic) snake is *chan*, which also forms the last part of the names of many snakes, such as *'ajaw chan* (*Crotalus durissus* & *Pituophis lineaticollis*), *tz'in te'chan* (*Bothrops godmani*), *'ik'os chan* (*Bothrops nummifer*), *kantéla chan* (*Micrurus spp.*), *me' tz'isim* (*Lampropeltis triangulum*), *ha'al chan* (*Thamnophis spp.*), *tz'ib'al chan* (*Caniophanes schmidtii*), *mokoch chan*, *p'ahsum chan* (*Tropidodipsas fischeri*), *xch'ox chan* (*Oxybelis aeneus*), *yax 'itah chan* (*Oxybelis fulgidus* & *Leptophis spp.*), *p'ehel nuhkul chan* (*Leptodeira septentrionalis*), *chihil chan* (*Spilotes pullatus*), and *lukum chan* (*Leptotyphlops phenops*).

Interestingly, the word for *Boa constrictor* is *masakwáto* (variants: *masakwáto chan*, *masa'wáto*, and *masa'wáte*) – a Nahuatl loan word originally meaning “deer-snake”, which translates in Tzeltal as *chihil chan* – being another snake, *Spilotes pullatus* or Mexican rat snake. The same word or a cognate (*chij chan* or *chijil chan*) is also found in a number of Maya ceramic texts describing a way creature with a snake body, zoomorphic head, deer antlers, and a deer ear (see Figure 40). Worth of noticing is also the descriptive term for centipede, *xulub'chan*, in Tzeltal (see above).

The Tzeltal word for gopher snake (*Pituophis lineaticollis*) and for tropical rattlesnake (*Crotalus durissus*) is the same (*'ajaw chan*), but according to Hunn (1977: 239) “the fear associated with this animal suggests that the rattlesnake, though rarely encountered, is the focal referent of this category”. The word *'ajaw chan* and its cognates seem to refer primarily to rattlesnakes in other lowland Maya languages: for example, *ahaw kan* in Yucatek (Barrera Vásquez 1980: 4; sources 1, 2, 3, 5, 7, 8, and 13 [see page 315 for the key to sources]) and *aja chon* in Tzotzil (Hurley Delgaty and Ruíz Sánchez 1978: 14). Furthermore, Kaufman and Norman (1984: 115) trace the word to proto-Ch'olan *'ajaw chan* and to Proto-Mayan *'aajaaw kaan*.

In Maya iconography, rattlesnakes are rather easy to recognize by the rattle of the snake (as noted above) – especially in monumental architecture. However, in Maya ceramics either rattlesnakes or the

⁶⁵ For the Western zoology and taxonomy of the species discussed in this chapter, see Kettunen and Davis (2004: 14-25).

⁶⁶ Orthography revised here and below.

rattles of the rattlesnakes are relatively rare: in the Kerr corpus there are only three clear examples of rattlesnake rattles: in K2706, K5226, and K5635. Conversely, out of the nine examples of “Deer Snakes” or “Deer Dragons” in the Kerr corpus, namely in K998, K1256, K1384, K1653, K2572, and K7794, six have a “Flaming Ajaw” head at the end of the tail (in the other three, K1646, K2595, and K3150, they either have another type of head or none at all). The “Flaming Ajaw” motif could conceivably be a reference to *ajaw chan* making the “Deer Dragon” a dragonish-deer-boar-rattlesnake. At this point this idea can only be a suggestion.

Along with factual snakes, Hunn (1977: 246) also lists a few “hypothetical snakes” or “apocryphal species” found in the Tzeltal folklore. One of them is, interestingly enough, glossed identically with the name for centipede *xulub’ chan* or “horned snake”. As cited in Hunn (*ibid.*) “this huge snake has horns like a bull, eyes like the headlights of a truck, and in times past made the underground passages for the rivers by smashing through the rock”. Another imaginary snake is *chitam chan*, or “pig snake”. According to Hunn (*ibid.*) “it may be apocryphal [*sic*] or refer to the fer-de-lance (*Bothrops asper*)”. The snake “is said to be large and deadly and to grunt like a pig: if you see one count to thirteen before running or suffer a fatal bite” (*ibid.*).

To elucidate the difference between western zoological taxonomy and Tzeltal animal taxonomy (Hunn 1977), the word *chan* provides a useful example. As has already been demonstrated, the word *chan* can be applied to other living creatures besides snakes. These include centipedes, various reptiles, and an assortment of insects.⁶⁷ In Hunn’s (1977: 134) words:

Two, perhaps three, polysemous uses of the term *chan* are distinguished. *Chan*₁ is the name applied to the ‘snake’ complex. *Chan*₂, sometimes distinguished as *ch’uhch’ul chan* ‘small (pl.) bug’, refers to a residual category of beetles. In addition, practically any animal may be referred to in certain contexts as *chan*, e.g. *chanul ha’₁* names a complex that includes several orders of aquatic insects, while *chanul ha’₂* is occasionally used to refer to certain types of waterbirds. *K’alel chan* is a species of lizard and is not considered to be a snake (i.e., *chan*₁). *Tzotzil holol chan* refers to a worm of the phylum ASCHELMINTHES. *Chanul ’ako’*, *chanul ’aha chab’*, etc., are variant forms of names for a type of wasp and the honey bee respectively. Thus the morpheme *chan* is distributed among names for a wide variety of animals. Furthermore, the form *xchanul* [*pp + chan + rs*] can be glossed as ‘its body’ in reference to a variety of animals. (Hunn 1977: 134)

⁶⁷ According to Hunn (1977), the (classificatory) term *chan* encompasses various species, besides snakes and centipedes, such as *tzotzil holol chan* (“hair-of-the-head critter” or Horse-hair worm [ASCHELMINTHES: NEMATOMORPHA: Gordioidea], *xkoen chan* [CRUSTACEA: Isopoda: Porcellionidae / Armadillidae], *xk’ohowil chan* [INSECTA: Odonata: Anisoptera: spp. (larvae)], *hawhaw chan* [INSECTA: Hemiptera: Corixidae / Notonectidae], *tzihi chan* [INSECTA: Hemiptera: Reduviidae: *Pothea* sp. / *Pselliopus* sp. / *Repipta* sp. / *Zelus* sp. // *Piesmatidae* // *Lygaeidae* // *Pyrrhocoridae* // *Coreidae* // *Pentatomidae*], *b’utb’ut’it chan* [INSECTA: Neuroptera: Myrmeleontidae (larva)], *chan* [INSECTA: Coleoptera: Carabidae: Harpalini / Oryptini / Pterostichini], *hawhaw chan* [INSECTA: Coleoptera: Dytiscidae], *mayil chan* [INSECTA: Coleoptera: Gyrinidae / Hydrophilidae], *chan* [INSECTA: Coleoptera: Lycidae / Melyridae / Cleridae], *xp’ahk’in te’ chan* [INSECTA: Coleoptera: Elateridae], *chan* [INSECTA: Coleoptera: Erotylidae / Endomychidae / Coccinellidae], *tuluk’ chan* [INSECTA: Coleoptera: Meloidae: *Meloe laevis* / *Meloe nebulosus*], *tu tzi chan* [INSECTA: Coleoptera: Tenebrionidae: Tenebrioninae: *Eleodes* sp.], *wayway chan* [INSECTA: Coleoptera: Zopheridae: *Zopherus jourdani*], *hse’ te’ chan* [INSECTA: Coleoptera: Cerambycidae: Aseminae / Clytinae], *chan* [INSECTA: Coleoptera: Chrysomelidae: sp.] *chanul chenek’* [INSECTA: Coleoptera: Chrysomelidae: Alticinae: (bean parasite)], *chan* [INSECTA: Coleoptera: Chrysomelidae: Alticinae: (other spp.)], *chan* [INSECTA: Coleoptera: Chrysomelidae: Cryptocephalinae / Eumolpinae / Galerucinae], *hmil mut chan* [INSECTA: Coleoptera: Curculionidae], *b’osb’os chan* [INSECTA: Diptera: Culicidae: (pupae)], *k’alel chan* [CHORDATA: REPTILIA: Squamata: Teiidae: *Ameiva undulata* / *Cnemidophorus* sp.], *k’alel chan* [CHORDATA: REPTILIA: Squamata: Anguillidae: *Barisia morletii*], *’ohkotz chan* [CHORDATA: REPTILIA: Squamata: Anguillidae: *Gerrhonotus liocephalus*], and *chanb’alam* [MAMMALIA: Primates: Hominidae: *Homo sapiens*].

Although there are marked differences in the Tzeltal ethnotaxonomy and Western scientific taxonomy, the general classificatory principles in the Tzeltal ethnozoology are similar to the scientific zoological taxonomy (Hunn [1977: 71] provides a 76 % one-to-one correspondence between Tzeltal generic taxa and Western scientific taxa). The differences are both inclusive and exclusive, i.e., various taxa in Tzeltal ethnozoology are classified as belonging to the same taxa in scientific taxonomy, and one single taxon in Tzeltal ethnozoology is classified as belonging to two or more taxa in scientific taxonomy. Further differences are to be found in the treatment of animals that belong to the same class, order, or family in the scientific taxonomy, but are treated as another taxon in Tzeltal ethnozoology based on shared features with animals belonging to other classes, orders, or families.⁶⁸

⁶⁸ One example of this is the order of *Chiroptera* (or bats) that belong to the class of mammals in scientific taxonomy, but to the taxon of birds in the Tzeltal taxonomy. The reason behind this is obvious, as bats fly, and, accordingly, they resemble birds (Hunn 1977: 59). Another example is the armadillo that bears a resemblance to reptiles as they do not have hair (*ibid.*). Folk tales among the Tzeltals explain these *prima facie* anomalies this way (Hunn 1977: 59): “Bats are transformed shrews [...] *ya'al b'e* ‘shrew’ attempts to jump across a trail (*b'e*). If he fails in this attempt he dies. This explains why shrews are so often found dead in the middle of the trail. If he succeeds he is transformed into a bat (*ya xq'ahta ta sok*).”

4. TYPOLOGICAL CLASSIFICATION OF NASAL MOTIFS IN MAYA ART

4.1. ORIGIN OF THE DESIGNS AND PARALLEL MOTIFS IN OTHER ICONOGRAPHIC CONTEXTS

While many designs of nasal motifs are either abbreviated or stylized forms of unknown origin, several shapes can be traced to existing objects or entities either in the natural world or in the assembly of man-made artifacts. One of the standard nasal motifs (especially in ceramics) is a design that probably suggests a flower, flower bud, or receptacle (see Figure 42 through Figure 47). Another design has its counterpart in the physical world as a jadeite bead (or other valuable stone), and yet another seems to represent a tubular jadeite assemblage that was used frequently as an ear ornament by the elite Maya (see Figure 54 and Figure 55).

Floriform motifs are abundant in Maya art and they are manifested in numerous different shapes and forms, from realistic depictions of flowers to abstract and imaginative representation of flowers and flowering plants. Floriform motifs are represented in Maya art in both profile and in frontal view, with the profile depictions being the most realistic representations of flowers (for a good example of numerous different portrayals of floral motifs in Maya art, see the “Deletaille” vase in Appendix A: Figure 185). The iconography of floral motifs has been discussed earlier by numerous scholars, including Hellmuth (1987), Robertson (1985a), and Taube (2004), and the association of floriform motifs and nasal motifs by Houston and Taube (2000), Saturno, Taube, and Stuart (2005), and Taube (2001; 2004).

While flowery motifs are abundant in Maya iconography, straightforward and realistic depictions of flowers as nasal motifs are relatively rare in Maya art. Although many different types of nasal motifs resemble flowers, many nasal motifs of supposed floriform outline are indistinguishable from ossiform shapes (see Figure 47 and page 106 onwards). Unambiguous cases of floriform nasal motifs are present, for example, on K504 (a Late Classic Phase 2 cylindrical vase; see Table 78), K4485 (a Late Classic Codex Style cylindrical vase; see Figure 45 and compare to Figure 46), K4549 (a Late Classic Phase 2 cylindrical vase; see Figure 42 and compare to Figure 43 and Figure 44), and in Smith (1955: Fig. 72j; a Late Classic Phase 1 tripod vase; see Table 78), but many other nasal motif shapes presented in Figure 42 (a-c), and in Table 32, Table 33, and in Table 35 probably suggest flowers as well.




Figure 42: Floriform motifs from Maya art: (a) nasal motif from K7669 (image rotated 70 degrees clockwise); (b) nasal motif from K2799; (c) headaddress (nasal?) motif from K2096; (d) receptacle or sepal part of the floral motif from K6641; (e) nasal motif from K4549 (image rotated horizontally); (f) flower motif from K5884; (g) flower motif of a flowering tree from the balustrade of the east stairs from the South Temple of the Great Ballcourt, Chichen Itza; (h) flower of *Ceiba glaziovii* (Figures a-f: drawings by the author based on Justin Kerr's photos; figure g: drawing by the author based on a drawing by Linda Schele in Schele and Mathews 1998: Fig. 6.41; figure h: photo by Marcos Capelini in Hinsley 2005)



Figure 43: A Late Classic cylindrical vase (photo by Justin Kerr [File no. K6641])

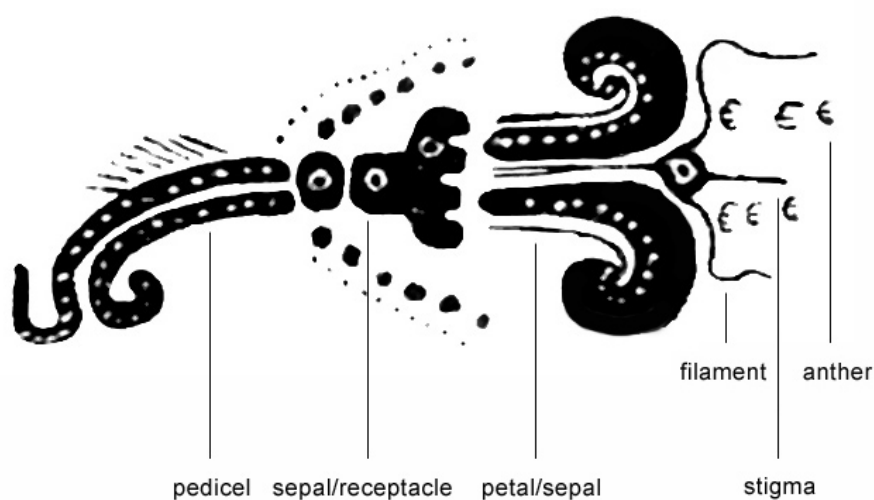
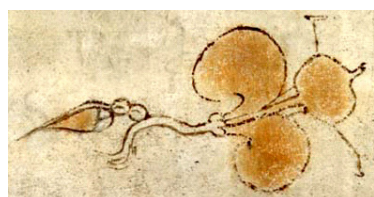


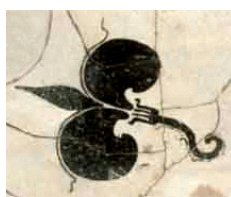
Figure 44: Hypothetical morphology of the floral motif on K6641
(Motif adapted from Justin Kerr's photo; designations after Koning 1994)



Figure 45: An uncommon nasal motif (detail from a photo by Justin Kerr [File no. K4485])



a. Detail from K6436
(modified after Kerr n.d.a.)



b. Detail from K635
(modified after Kerr n.d.a.)



c. Detail from K2358
(modified after Kerr n.d.a.)

Figure 46: Floral motifs in Maya ceramics



Figure 47: Trapezoidal slab from Palenque (photo by Mark Van Stone [in Van Stone 2000: Fig. 17])

One of the first appearances of the floral shape motif can be found on La Venta Altar 4 (see Figure 48). This motif shows a striking resemblance to some of the type ‘sc w/f’ nasal motifs in Maya art, whether there is a direct iconographic evolution or not. Although floral motifs are a very common feature in all of Mesoamerica, and pictorial representations of flowers and plants may have evolved independently from other cultures, there appears to be iconographic continuity from Olmec times onwards in many respects, including, for example, the representation of floral motifs and round nasal motifs (see Figure 49).



Figure 48: Altar 4, La Venta (after Reilly 1995: Fig. 30)



a. Detail from Monument 19, La Venta, Tabasco, Mexico (after Taube 1995: Fig. 6a)



b. Detail from the polychrome mural above the Oxtotitlan cave entrance, Guerrero, Chilapa, Mexico (after Reilly 1995: Fig. 27)



c. Detail from Stela 1, La Mojarra, Veracruz, Mexico (adapted after a drawing by George Stuart in Sharer 1994: Fig. 3.6)

Figure 49: Representations of round nasal motifs in the artistic traditions of other Mesoamerican cultures

Another common series of motifs in Maya iconography is a group of designs that are similar in shape to the distal end of the femur of most mammals including human beings, with tripartite internal designs (Robertson's [1985b: Figs. 227, 229, and 247]) "ajaw beads / ajaw bones" (see Figure 52 and Table 28). Besides functioning as nasal motifs, this group of designs is found in numerous other settings in Maya art with a likely association to some type of revered or precious quality. Freidel, Schele, and Parker (1993: 202) include one form of these designs (as a compound motif) in the concept of *ch'ulel* or "soul-stuff" (derived from a Zinacantan Tzotzil concept described by Evon Vogt in his 1976 book *Tortillas for the Gods: A Symbolic Analysis of Zinacanteco Rituals*), although they do not discuss the origin of the motifs or the meaning of isolated designs. The tripartite internal designs of these motifs also have parallels in the sub-type 'ab' of round and oval designs of nasal motifs found in many other contexts in Maya art (see Figure 51, Figure 50, and Table 34; for the classification of nasal motifs, see Chapter 4.2).



Figure 50: Detail from K5057 (photo by Justin Kerr)

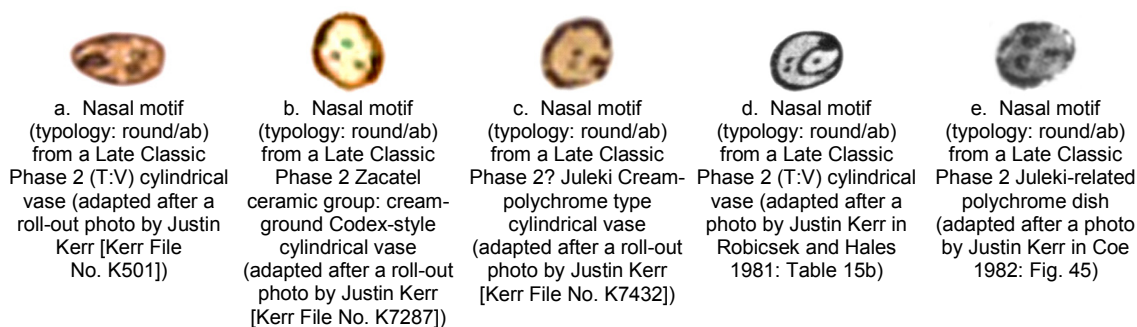


Figure 51: Type 'round/ab' nasal motifs in ceramics

Schele and Miller (1986: 285) identified the nasal motif of K'inich Janaab' Pakal I on the sarcophagus lid in the Temple of the Inscriptions at Palenque as a bone (see Figure 52d; for further discussion on the identification and its ramifications, see Chapter 4.2.1). However, there seems to be an overlap of this motif with other designs varying from plain bone-like shapes to round or oval ones with tripartite inner elements (see Table 28 and Figure 42).

Some of the motifs obviously represent actual bones – in all likelihood mammal femurs (see Figure 53) – as seems to be the case of the examples in the first column of Table 28. However, whether or not the top element of the tubular motifs or the isolated (alleged) ossiform motifs represent actual bones, is debatable. All in all, there appears to be an overlap in the iconographic representations of the motifs in this group since various shapes of the motifs seem to be indistinguishable from each other and since some of the motifs in this group even have potential parallels in floriform designs discussed above (see Figure 42 and Figure 47). Also, the possibility that some of the slightly flaring undiagnostic motifs might represent maize kernels cannot be ruled out.

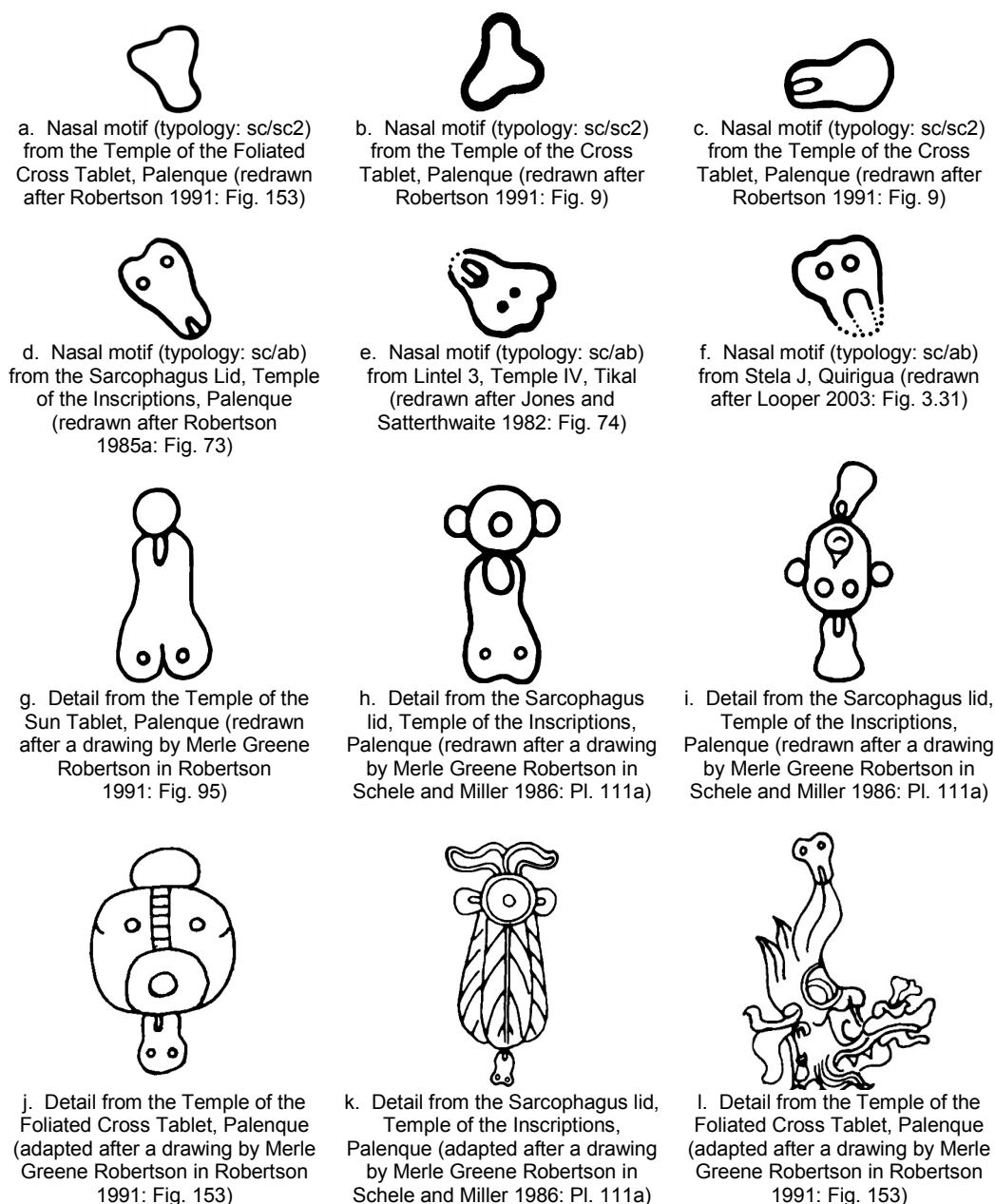





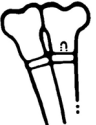
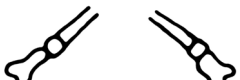



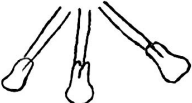



Figure 52: Various forms and settings of the “ajaw bead” motif in monumental art



Figure 53: Posterior and anterior aspects of the distal end of a human left femur (modified after DeAntonio, Holencik, and Peterson n.d)

Table 28: Nasal motifs with potential ossiform shapes

Tubular bone-like nasal motifs :	Tubular nasal motifs with ossiform top elements:	Undiagnostic ossiform? nasal motifs (plain and tubular):	Nasal motifs with diagnostic inner elements:
 a. Nasal motif (typology: bone/BO2) from Stela 33, Naranjo (redrawn after Graham 1978: 2:87)	 b. Nasal motif (typology: bone/BO2) from Lintel 13, Yaxchilan (redrawn after Graham and von Euw 1977: 3:35)	 c. Nasal motif (typology: sc/sc2) from the Temple of the Foliated Cross Tablet, Palenque (redrawn after Robertson 1991: Fig. 153)	 d. Nasal motif (typology: sc/ab) from the Sarcophagus Lid, Temple of the Inscriptions, Palenque (redrawn after Robertson 1985a: Fig. 73)
 e. Nasal motif (typology: bone/BO2) from Stela 1, Xultun (redrawn after von Euw 1978: 5:11)	 f. Nasal motif (typology: bone/BO2) from Stela 4, Machaquila (redrawn after Graham 1967: Fig. 51)	 g. Nasal motif (typology: bone/BO3) from the Temple of the Foliated Cross Tablet, Palenque (after Robertson 1991: Fig. 153)	 h. Nasal motif (typology: bone/BO3) from the Temple of the Foliated Cross Tablet Palenque (after Robertson 1991: Fig. 153)
 i. Nasal motif (typology: bone/BO2) from a Late Classic Phase 2 Zacatel ceramic group: cream-ground Codex-style tripod vase (adapted after a roll-out photo by Justin Kerr [Kerr File No. K1604])	 j. Nasal motif (typology: bone/BO2) from a Late Classic Phase 2 Zacatel ceramic group: cream-ground Codex-style cylindrical vase (drawing by the author after a roll-out photo by Justin Kerr [Kerr File No. K531])	 k. Nasal motif (typology: bone/BO3) from a Late Classic Phase 2/3 (T:V) cylindrical vase (drawing by the author after a roll-out photo by Justin Kerr [Kerr File No. K4055])	 l. Nasal motif (typology: bone/BO3) from a Late Classic Phase 2 Chama Polychrome: Orange-slipped Variety bowl (adapted after a roll-out photo by Justin Kerr [Kerr File No. K2929])

With regard to the top element of tubular nasal motifs, there seems to be two archetypal shapes related to the motifs discussed above: round and ossiform. Tubular motifs with round elements, especially, show a striking resemblance to ear ornaments worn by the Maya elite (see Figure 54, Figure 55, Appendix A: Figure 177, Appendix A: Figure 178, and Appendix A: Figure 179).

**Figure 54: Examples of tubular ear ornaments in Maya art**

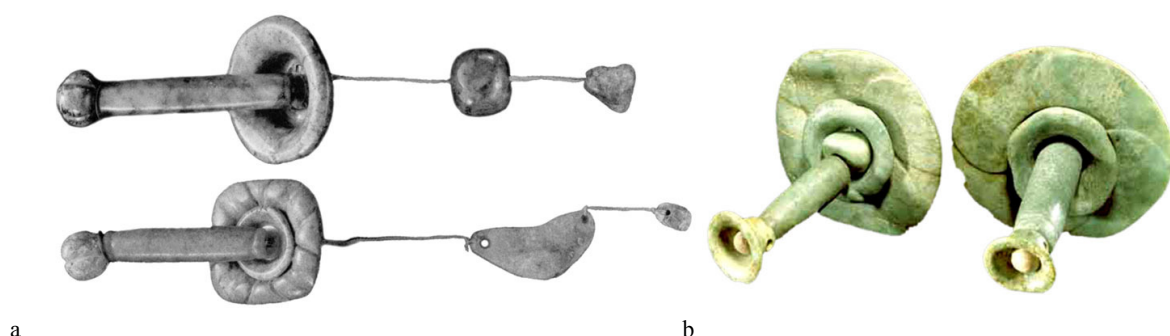


Figure 55: (a) Two (hypothetical) Late Classic jadeite earflare assemblages from the Cenote of Sacrifice at Chichen Itza (adapted after Coggins 1984: Fig. 64); (b) Jadeite earflares (adapted after Kerr n.d.b. [File no. 2816])

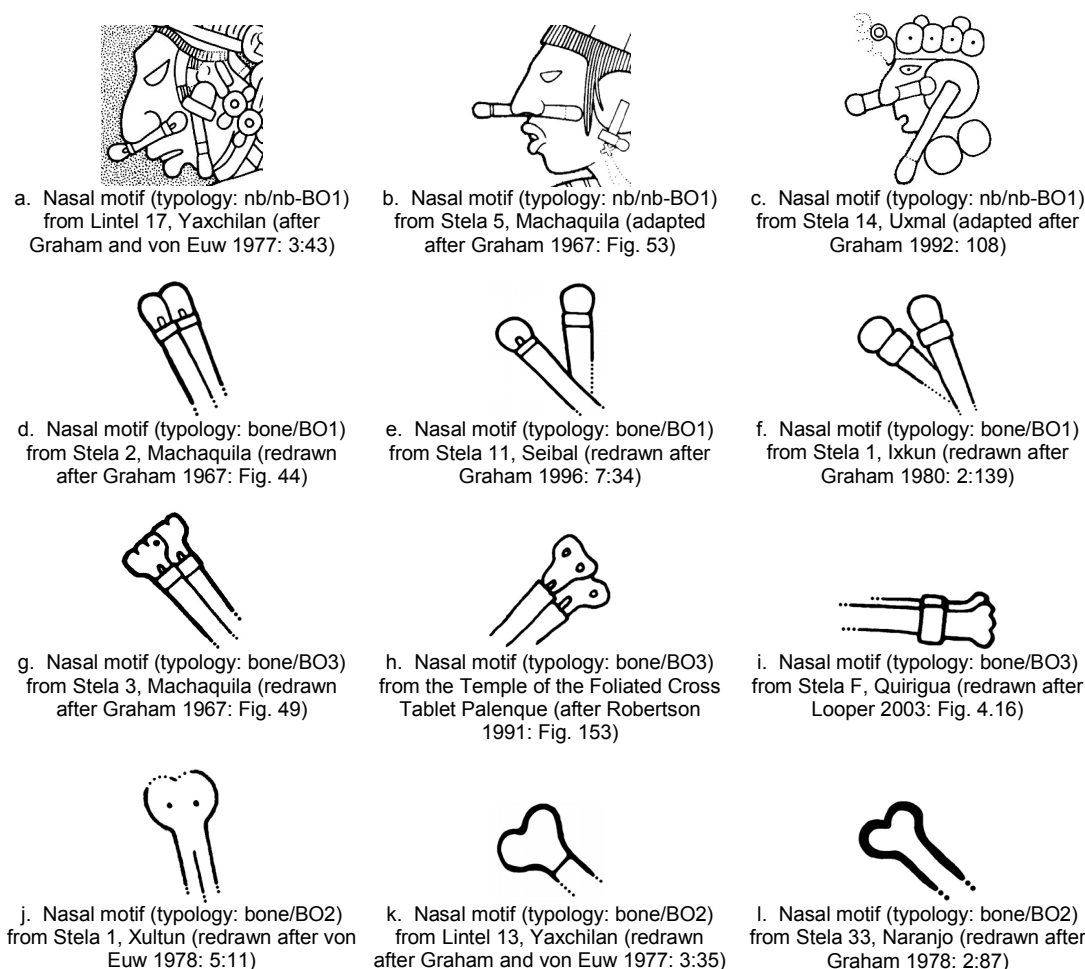


Figure 56: Tubular nasal motifs with varying top elements in monumental art

In contrast to the round motifs (as nasal motifs or top elements of tubular ear ornaments), the ossiform nasal motifs may either indicate actual bones, ossiform designs made out of precious material, or artistic representations of something else (for further analyses, see Chapter 4.2.1).

Artifacts resembling artistically depicted nasal motifs are abundant in the archaeological corpus and in the corpus of unprovenienenced artifacts. However, whether or not *actual* nose ornaments (indisputably known to have been worn by an individual or known to have been placed post-mortem) are to be identified in archaeological contexts, is a complicated question. This is due to the fact that knowing how such an item would shift in the decomposition process and how it would appear in the process of excavating a burial is difficult. A nose ornament could conceivably fall down from the nasal area (in

cases where bodies are interred in a supine position) and be relocated anywhere around or inside the skull (see Figure 57). Consequently (depending on the shape of the ornament), the item could easily blend with ear ornament assemblages, pectorals, collars, etc. Also, in the case of nose ornaments made of perishable materials (such as flowers) the item would not appear in the archaeological record at all (unless pollen studies are carried out). However, it is possible that items may have been placed in the nasal area *post-mortem* to symbolize some sort of status of the deceased (see Chapter 7 for further discussion).

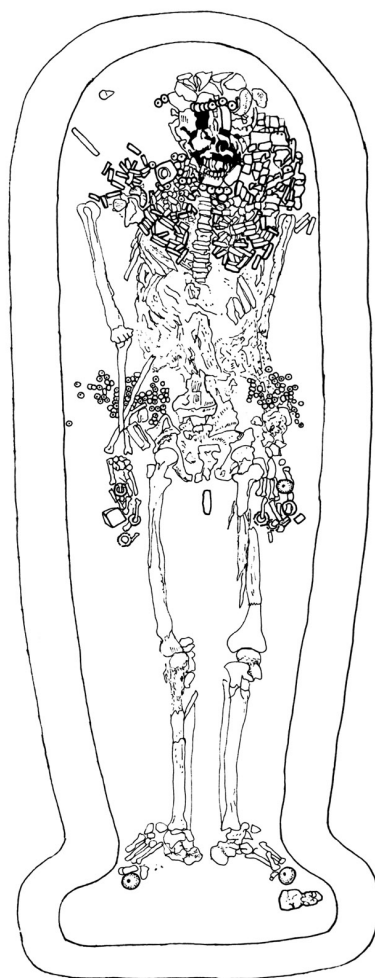


Figure 57: Plan drawing of the sarcophagus, Temple of the Inscriptions, Palenque
(adapted after a drawing by Linda Schele in Schele and Mathews 1998: Fig. 3.29)

One group of nose ornaments, tubular bones, does, however, show in the archaeological record. Such bones have been found in a context that suggests they were nose ornaments. Coe (1959: 61-62) provides the following description pertaining to Burial 6 (small natural cave interment on a hillside northeast of Structure O-13) at Piedras Negras:

Satterthwaite (1934), quoting Dr. Mary Butler who excavated [the bone tubes], gives the following description of these tubes which accompanied Burial 6. "Two bone tubes about 13 cm. long, about 2.3 cm. in diameter, decorated in each case on the front with a wide band formed by two parallel lines enclosing a conventionalized snake head, shown in profile with simplicity and restraint. The backs were plain except for bands of rosettes encircling each end. The designs were carved in low relief. The serpent band in one case slanted from left to right, in the other from right to left, so that the two formed a complementary pair, probably worn on the breast. Three holes were bored in one tube in front of the snake head, arranged as at the points of a triangle; on the other tube, two of the corresponding holes were present, the third being begun but not carried through the bone. On these tubes were traces of red paint. They were found beside the skull, about 20 cm. away from it, and about on a line with the nose."

4.2. TYPES OF NASAL MOTIFS

Man is, by nature, a classifying animal. His continued existence depends, in fact, on his ability to recognize similarities and differences among objects and events in his physical universe and to mark these similarities and differences linguistically. (Berlin, Breedlove, and Raven 1974: 25).

Determining designations for different designs of nasal motifs is a complicated task due to the fact that making a distinction between a given shape and its allographs is somewhat difficult. In the first phase of the analysis of the motifs, a relatively large number of different shapes were given their own designations. After a closer examination, some of the shapes turned out to be allographs of others and, consequently, the number was reduced considerably. The typology of nasal motifs was initially created for ceramics and later applied to monumental art.

Due to the fact that there are noticeable differences in the shapes of nasal motifs between these two categories of artwork, there was a need to modify the typology. However, rather than forcing the typology of ceramics onto monumental art, a few new designations were given to nasal motifs that seemed to differ considerably from those present in ceramics. Initially, 31 broad and 61 narrow designations were created to host nasal motifs in ceramics. The numbers in monumental art turned out to be 19 and 38, respectively. Of the 19 broad and 38 narrow designations, 3 and 10 new broad and narrow designations, respectively, were created for nasal motifs that were absent (or not documented) in the ceramic corpus of the present study.⁶⁹ Consequently, a total of 34 broad and 71 narrow designations exist in the present study (see Table 30 and Table 31).

The typological categorization was developed to differentiate shapes and designs that were formally dissimilar, i.e., significantly different in shape rather than, for example, size, level of elaboration, or color of the motifs in question. Due to the (still) relatively large number of different designations of the motifs, it is possible to group different classifications together to reduce the number of the labels to statistically significant categories. In the statistical analyses to follow, some of the designations are grouped together to detect and expose general distribution patterns of specific groups of nasal motif designs. However, the original number of designations was maintained in order to show possible similarities in distribution and to reveal potential allographs of *prima facie* different designs.⁷⁰ Also, the more subtle the distinctions between different designs are, the more they expose potential differences in distribution (whether diachronic, synchronic, or agent-focusing). There are also methodological grounds for the decision of preserving the original number of the designations (and the original designations *themselves*): a step straight to the conclusion that a given motif behaves in a certain way in any given analyses and using any parameters would considerably conceal, obscure, and abridge the scientific process which is the basis of this study.

⁶⁹ Some of these types, or designations, appear to be allographic (variants) of particular types of nasal motifs in ceramics. However, rather than speculating on which types of nasal motifs are variants of others, a statistical analysis of the distribution of these motifs was carried out to expose potential allographic motifs (see Chapter 5.3).

⁷⁰ The high number of different designations and the elastic manner of the classification procedure allows a more subtle distinction between various nasal motifs. The structure of the designation method also allows one to generate new sub-types if needed. This is important for future research in the event additional examples are brought to light in future excavations and publications.

The first (and thus far only) person to propose structured typological characterizations for nasal motifs in Maya art was Tatiana Proskouriakoff in her book *A Study of Classic Maya Sculpture* (1950).⁷¹ Proskouriakoff (1950: 59-61) distinguishes between nine different types of – what she calls – nose beads. These are: (1) Nose bead below nose, (2) Tubular noseplug, (3) Ornate noseplug or abbreviated mask?, (4) Typical Late Classic tassel, (5) Aberrant prominent form, (6) Late aberrant form, (7) Toltec nose bead, (8) Toltec ornament worn under nose, and (9) Aberrant nose ornament. This typology will be contrasted to the designations used in this study in Table 29.

Table 29: Comparison between the descriptions of nasal motifs in Proskouriakoff (1950: 59-61) and in this volume

Proskouriakoff's (1950: 60-61) description:	Proskouriakoff's (1950: 60-61) code:	Description in this volume:	Designation in this volume (broad distinction):	Designation in this volume (narrow distinction):
Nose bead below nose, feather inserted	VI-G1, d'	nose bar	nb	nb-BO4?
	VI-G1, e'	nose bar with feather	nb w/f	nb w/f
Tubular noseplug, non-Classic	VI-G2, f'	nose bar	nb	nb-BO1
Ornate noseplug or abbreviated mask?	VI-G3, g'	dragon snout	ds	ds
Typical Late Classic tassel	VI-G4, h'	shuttlecock	sc	sc1
	VI-G4, i'	shuttlecock with feathers	sc w/f	sc w/f
	VI-G4, j'	round design with feathers	round w/f	round w/f
Aberrant prominent forms	VI-G5, k'	three knots with feathers	3 knots w/f	3 knots w/f
	VI-G5, l'	uncommon	unc.	unc.
	VI-G5, m'	uncommon	2nm	2nm-unc-round
Late aberrant form	VI-G6, n'	dragon snout?	ds?	ds?
Toltec nose beads	VI-G7, o'	two nasal motifs	2nm	2nm-round
	VI-G7, p'	uncommon	unc.	unc.
Toltec ornament worn under nose	VI-G8, q'	nose bar	nb	nb-unc.
Aberrant nose ornament	VI-H, r'	–	–	–

⁷¹ Houston and Taube (2000: 265-273) have also classified various types of nasal motifs in their seminal study on pictorial representations of the senses in ancient Mesoamerica. However, included in the study are only nasal motifs that connote to breath and smell, excluding nasal motifs that have *prima facie* other connotations (such as all of Proskouriakoff's (1950: 59-61) typological classes except G4 (h'), G5 (m'), and G6 (n')). However, Houston and Taube's (2000: 265-273) work covers descriptions of various motifs that are absent in Proskouriakoff's (1950) study, partly due to the fact that the latter is based solely on monumental art, whereas the former has examples from ceramics, codices, and other portable items. The breath motifs and their connotations presented in Houston and Taube (2000) will be discussed in Chapter 7.




Figure 58: Nasal motifs in Proskouriakoff 1950: Fig. 20 (adapted)

In the following chapters different types of nasal motifs will be characterized in typological groups according to the categorizations presented in Table 30 and in Table 31.

Table 30: Typological groups of different nasal motifs

typology (broad):	typological group:	typology (broad):	typological group:
2 bones	tubular designs	bone	tubular designs
2 knots w/f	knots	dnm	dorsal nasal motifs
2 round	round and oval designs	ds	dragon snouts
2nm	2nm-type nasal motifs	knot w/f	knots
2-part	shuttlecocks, tassels, and separate multipartite motifs	mo	nasal motifs most commonly attributed to animal figures
2-part w/f	shuttlecocks, tassels, and separate multipartite motifs	nb	tubular designs
3 bones	tubular designs	nb w/f	tubular designs
3 knots w/f	knots	round	round and oval designs
3-part	shuttlecocks, tassels, and separate multipartite motifs	round w/f	shuttlecocks, tassels, and separate multipartite motifs
3-part w/f	shuttlecocks, tassels, and separate multipartite motifs	sc	shuttlecocks, tassels, and separate multipartite motifs
3pm	tripartite and quadripartite motifs	sc (2)	shuttlecocks, tassels, and separate multipartite motifs
3pm w/f	tripartite and quadripartite motifs	sc w/f	shuttlecocks, tassels, and separate multipartite motifs
4-part	shuttlecocks, tassels, and separate multipartite motifs	scroll	scrolls
4-part w/f	shuttlecocks, tassels, and separate multipartite motifs	silk	nasal motifs most commonly attributed to animal figures
4pm	tripartite and quadripartite motifs	ti	nasal motifs most commonly attributed to animal figures
4pm w/f	tripartite and quadripartite motifs	unc.	other designs
bf	nasal motifs most commonly attributed to animal figures	und.	(undetermined)

Table 31: Typological groups of different nasal motifs (broad and narrow designation)

typological group:	typology (broad):	typology (narrow):
1. shuttlecocks, tassels, and separate multipartite motifs	sc, sc (2), sc w/f, 2-part, 2-part w/f, 3-part, 3-part w/f, 4-part, 4-part w/f, round w/f	ab, ab (2), sc1, sc2, sc, sc (2), sc w/f, 2-part, 2-part w/f, 3-part, 3-part w/f, 4-part, 4-part w/f, round w/f
2. round and oval designs	round, 2 round	round, oval, disc, 2Rf, 2Ro, 2Rp
3. knots	knot w/f, 2 knots w/f, 3 knots w/f	knot w/f, 2 knots w/f, 3 knots w/f
4. tubular designs	bone, 2 bones, 3 bones, nb, nb w/f	BO1, BO2, BO3, BO4, BO-und., nb w/f, nb-BO1, nb-BO4, nb-unc.
5. dragon snouts	ds	ds
6. tripartite and quadripartite motifs	3pm, 3pm w/f, 4pm, 4pm w/f	3pm, 3pm w/f, 4pm, 4pm w/f
7. scrolls	scroll	scroll
8. dorsal nasal motifs	dnm	dnm
9. 2nm-type nasal motifs	2nm	2nm-(various)
10. nasal motifs most commonly attributed to animal figures	bf, mo, silk, ti	bf, mo, silk, ti
11. other designs	unc.	unc.
12. (undetermined)	und.	und.











Examples of the different categories of nasal motifs will be illustrated in the tables of the following chapters followed by a description and discussion of the various shapes. The upper level of the tables show examples from ceramics and the lower level from monumental art.⁷²

4.2.1. SHUTTLECOCKS, TASSELS, AND SEPARATE MULTIPARTITE MOTIFS

This super-category hosts various types of nasal motifs whose general design is that of tapering towards the apex of the motif (i.e., towards the nasal area of the possessor of the motif). The basic shape can be conical, strobile, floriform, odontoid, or resembling a maize kernel. The tip can be pointed, blunt, or round, and the various basic forms can have foliaceous, feather-like, or cloth-like appendages hanging from them. The basic designs can also have one to three round motifs in front of the apex of the motif. All variants combined, this super-category is the second largest in the ceramic corpus of the present study (498 examples or 23.39 % of all nasal motifs) and third largest in monumental art (90 instances or 9.94 %). In ceramics, only tubular nasal motifs are more frequent (665 examples or 31.24 %) whereas in monumental art both tubular (435 items or 48.07 %) and round/oval (181 examples or 20.00 %) designs are more numerous.





















⁷² Unless otherwise indicated, examples from ceramics with K-numbers are either adapted from Justin Kerr's photos or drawn by the author based on Justin Kerr's photos. Note that in the case of most images the background has been cleared, faded out, or filled with the background color of the vessel by the author (for original photos, consult the source of the respective images). K-numbers refer to Kerr volumes (Kerr 1989, 1990, 1992, 1994, 1997, and 2000) and to other photographs taken by Justin Kerr that appear in his database (Kerr n.d.a.). CSU-numbers refer to Smith 1955 (Vol. II), MBD-numbers refer to Robicsek and Hales 1981, OG-numbers refer to Coe 1982, and TRC-numbers refer to Culbert 1993 (for further information see the *Nota Bene* section of the catalog of nasal motifs in ceramics [Appendix C]).

Table 32: Examples of type ‘sc’ nasal motifs (broad designation) in ceramics and in monumental art

Abbreviation:	Shape:	Examples (photos and drawings):				
sc	"shuttlecock": generic term for a variety of designs (see narrow distinction for further classification)	 K1213	 K1523	 K3827	 K3996	 K8335
		 Palenque: Temple of the Foliated Cross Tablet (after Robertson 1991: Fig. 153)	 Quirigua: Altar P (redrawn after Spinden 1913: Fig. 33)	 Tikal: Lintel 3, Temple IV (redrawn after Sharer 1994: 170)	 Palenque: Sarcophagus Lid, Temple of the Inscriptions (redrawn after Robertson 1985a: Fig. 73)	 Palenque: Temple of the Sun Tablet, (redrawn after Robertson 1991: Fig. 95)











In the broad designation (broad distinction) category (see Table 32), nasal motifs of type ‘sc’ encompass various motifs that will be further exemplified and described in the narrow designation tables below (see Table 33):

Table 33: Examples of types ‘sc1’ and ‘sc2’ nasal motifs (narrow designation) in ceramics and in monumental art

Abbreviation:	Shape:	Examples (photos and drawings):				
sc1	"shuttlecock" with a round element	 K626	 K2797	 K4118	 K6689	 K8335
		 Yaxchilan: Stela 4 (redrawn after Tate 1992: Fig. 86)	 Naranjo: Stela 20 (redrawn after Graham and von Euw 1975: 2:51)	 Yaxchilan: Stela 6 (redrawn after Tate 1992: Fig. 88a)	 Seibal: Stela 4 (redrawn after Graham 1996: 7:19)	 Palenque: Temple of the Sun Tablet, (redrawn after Robertson 1991: Fig. 95)
sc2	plain "shuttlecock"	 K1523	 K1604	 K1882	 K3996	 K7669
		 Palenque: Temple of the Foliated Cross Tablet (redrawn after Robertson 1991: Fig. 153)	 Palenque: Temple of the Cross Tablet (redrawn after Robertson 1991: Fig. 9)	 Yaxchilan: Lintel 26 (redrawn after Graham and von Euw 1977: 3:57)	 Naranjo: Stela 13 (redrawn after Graham and von Euw 1975: 2:37)	 Palenque: Temple of the Cross Tablet (redrawn after Robertson 1991: Fig. 9)

The first type (sc1) in this category is a motif easily distinguished by a round element at the apex of the motif making the shape resemble a shuttlecock⁷³ (compare also to the type ‘sc w/f’ nasal motifs below). The variation between the shapes of the motifs in ceramics and in monumental art is noticeable and the examples from monumental art seem to show more uniformity than the examples from the ceramics. The second type (sc2) in the category shows even more variation, both between and within the different types of artwork. Some of the shapes in ceramics may be allographs of the type ‘sc1’ motifs (compare e.g., K626 with K1882) but in most cases the motifs are clearly different from each other. Some of the examples from monumental art seem to overlap with the type ‘ab’ nasal motifs (see Table 34) being similar in shape (outline). In some instances it might be the case that the motifs are poorly rendered, eroded, or too small to show details (in the first and last cases either by the original artist or by a modern illustrator).⁷⁴ In some instances there are traces of internal elements of the type ‘ab’ motifs (see e.g., the last example from the Temple of the Cross Tablet from Palenque) and therefore, in all likelihood, some of the motifs would rather fall into the category of type ‘ab’ nasal motifs instead.

Table 34: Examples of type ‘ab’ nasal motifs (narrow designation) in ceramics and in monumental art

Abbreviation:	Shape:	Examples (photos and drawings):				
ab	round, oval, or sc-type design with two inlaid round elements and one inlaid oval element (“ajaw bead”)					
		K501 [round / ab]	K7432 [round / ab]	K7287 [round / ab]	MBD: Table 15b [round / ab]	OG45 [round / ab]
						
		Tikal: Lintel 3, Temple IV (redrawn after Jones and Satterthwaite 1982: Fig. 74) [sc / ab]	Tikal: Lintel 3, Temple IV (redrawn after Jones and Satterthwaite 1982: Fig. 73) [sc / ab]	Quirigua: Stela J (redrawn after Looper 2003: Fig. 3.31) [sc / ab]	Palenque: Sarcophagus Lid, Temple of the Inscriptions (after Robertson 1985a: Fig. 73) [sc / ab]	Palenque: Temple of the Foliated Cross Tablet (redrawn after Robertson 1991: Fig. 153) [sc (2) / ab (2)]

The third category is divided between two broad categories, which are, however, treated as one group in the narrow classification. The motifs differ greatly in outline but the internal elements are similar in both cases.⁷⁵ The designation ‘ab’ (“ajaw bead / ajaw bone”) derives from the term employed in reference to monumental art by Merle Greene Robertson (“bone ahau bead” in Robertson 1985b: Fig. 247 and “ahau bone” in Robertson 1985b: Figs. 227 and 229) but whether the design actually represents one of the “ajaw” symbols (T533 in Thompson 1962: 145) remains debatable. Also, if the motif(s) do in reality represent the same design as T533, it does not necessarily mean that they designate or connote to the hieroglyphic T533 **AJAW** sign (i.e., without the day sign cartouche) as the same sign has also another value, occasionally supplemented with a phonetic complement **ki**, producing a word ending in /k/ sound with a possible vowel /i/ preceding it (i.e., if the word is written

⁷³ The term “shuttlecock” was coined by the author in a presentation in the Leiden University Maya Hieroglyphic Workshop in December 1997 based on the resemblance of shuttlecocks to various motifs in ceramics, such as the nasal motifs portrayed on K1183, K2207, K2208, K3450, K4011, and K4013.

⁷⁴ Also, the possibility of overpainting during the process of restoration of ceramic vessels must be taken into account.

⁷⁵ As for the general shape or outline of the motifs, there are several variants in monumental art that are similar in shape to the distal end of the femur of most mammals and especially those of primates (see Chapter 4.1).

synharmonically). Moreover, a similar sign, T535 or the “child of father” glyph, has yet another phonetic value (and meaning).⁷⁶

However, there are motifs that correspond more clearly to T533 and T535 in other contexts in Maya iconography, for example, as motifs attached to the tail ends of serpentine dragon-like creatures, as headdress motifs, and as isolated motifs hovering in the background of various scenes (see Appendix A: Figure 181 through Appendix A: Figure 184). Also, T533, superimposed to T58 <SAK>, forms a part of the collocation that connotes death (Proskouriakoff 1963: 163). Houston and Taube (2000: 265-273) discuss the association of this collocation to breath, wind, exhalations, breath soul, flowers, and the placement of breath elements before the nose. For a more comprehensive analysis of this verbal phrase and its probable association to nasal motifs, see Chapter 7.

Regarding the nasal motif of K'inich Janaab' Pakal I (see Chapter 4.1) portrayed on the sarcophagus lid in the Temple of the Inscriptions at Palenque (see the penultimate motif in Table 34), Schele and Miller (1986: 285) assert that the motif represents a bone, and provide the following explanation:

A bone attached to his nose signifies that even in death he carries the seed of rebirth: In Maya languages, the words for “bone” and “large seed” are homophonous; thus the bone is the seed of Pacal's resurrection.








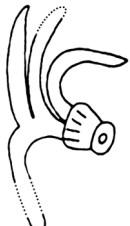


While the assumption that the motif represents a bone is debatable,⁷⁷ there is no linguistic basis for the assertion that the words for ‘bone’ and ‘large seed’ are homophonous in Maya languages, as in all Maya languages the word for ‘bone’ has an unvoiced velar or uvular plosive as a final consonant (except in Ixil and Popti' where the final sound is a velar or glottal fricative) whereas the word for seed has a glottalized velar or uvular plosive as a final consonant in all Maya languages. Consequently, the words for ‘bone’ and ‘seed’ are in phonetic opposition, i.e., the phonetic distinction in the two sounds is contrastive.⁷⁸ Furthermore, the word for ‘bone’ shows vowel lengthening in various Maya languages, such as Awakatek, K'iche', Mam, Poqomam, Poqomchi', Tz'utujil, Uspantek, Yukatek, and Classic Maya (see Appendix A: Table 124 and Appendix A: Table 125).

⁷⁶ The phonetic value **NIK** with a meaning ‘flower’ was proposed for the sign outside the day cartouche by Nikolai Grube and Werner Nahm in 1991 (Schele 1991a: 45), especially as relates to the “child of father” relationship glyph. However, as the relationship glyph is frequently rendered with a cap and a bifurcated volute or curl on the top of the sign (T535 and its variants), it is almost certainly a separate sign with a different phonetic value and meaning (with the sense “seed” or “egg” as proposed by Barbara MacLeod and David Stuart [Martin 2004: 6]). Also, in Ch'olan languages, and in Tzeltal and Tzotzil, the word for flower is *nich* or *nichim*, rather than *nik* which is a Yucatekan cognate of the same word. However, the reconstructed Western Mayan (Greater Tzeltalan and Greater Q'anjob'alan) and Lowland Mayan (Yukatekan and Ch'olan diffusion zone) word for flower is **nik* according to Kaufman and Justeson (2003), so it is possible that both forms exist in the inscriptions. As regards the “child of father” glyph, Barbara MacLeod (personal communication, 2004) has proposed a reading **MIJIN** for T535.

⁷⁷ One way to substantiate this argument would be to examine if there are (were) bone items next to the skull of Pakal in his tomb. The photos and drawings (see Figure 57) of the contents of the sarcophagus do not, however, reveal whether this is the case.











⁷⁸ “Two sounds contrast (or the phonetic distinction is contrastive) if replacing one with the other (in an identical phonetic context) changes the meaning of a given word. For example, /l/ and /r/ are two distinctive phonemes in English: if you were to change the /l/ in “lock” to an /r/, you would get a different word, “rock” (in Japanese, for example, there is no distinction between these phonemes). In Classic Maya there existed phonemic distinctions that are less familiar among native English speakers. One of them is the opposition between (bi)labial, dental/alveolar, and velar stops/plosives (i.e., /p/, /t/, and /k/) on one hand, and glottal stops or plosives (/p'/, /t'/, and /k'/) on the other (included is also the opposition between words with or without preconsonantal or inter-vowel glottal stops (/ ')). Consider the following examples: *kab'* (earth, land) and *k'ab'* (hand); *chan* (sky, snake, 4) and *cha'n* (guardian). Another distinction is made between short and long vowels: *chak* (red, great) in contrast to *Chaa[h]k* (name of a deity). Yet another distinction is made between words with or without preconsonantal velar or glottal fricatives: *k'an* (ripe, yellow) and *k'ahn* (stair, bench).” (Kettunen and Helmke 2004: 87)

Table 35: Examples of type ‘sc w/f’ nasal motifs (broad/narrow designation) in ceramics and in monumental art

Abbreviation:	Shape:	Examples (photos and drawings):				
sc w/f	“shuttlecock” with feathers, plant leaves, paper, or cloth strips attached to it					
		K1183	K1391	K2027	K4013	K8655
						
		Bonampak: Stela 1 (after Mathews 1980: Fig. 3)	Tikal: Lintel 2, Temple IV (after Jones and Satterthwaite 1982: Fig. 73)	Santa Rosa Xtampak: Stela 4 (redrawn after a drawing by Daniel Graña-Behrens [in Grube, Lacadena, and Martin 2003: II-78])	Ek Balam: Capstone 15 (after a drawing by Alfonso Lacadena [in Grube, Lacadena, and Martin 2003: II-26])	Naranjo: Stela 11 (redrawn after Graham and von Euw 1975: 2:33)

The typological group ‘sc w/f’ consists essentially of type ‘sc1’ motifs with foliaceous, feather-like, or cloth-like appendages hanging from them. Variation in details is great, but in overall design, this group is easily recognized and distinguished from other types of nasal motifs. Only nasal motifs of the type ‘round w/f’ (see below) are similar in design and occasionally difficult to distinguish from this group if the motifs are poorly rendered or eroded in the diagnostic area.

Table 36: Examples of type ‘round w/f’ nasal motifs (broad/narrow designation) in ceramics and in monumental art

Abbreviation:	Shape:	Examples (photos and drawings):				
round w/f	round design with feathers, plant leaves, paper, or cloth strips attached to it					
		K631	K2068	K5847	K6315	K6447
						
		Naachtun: Stela 9 (after Reese-Taylor, Mathews, Zender, and Arredondo Leiva n.d. (drawing by Marc Zender))	Naranjo: Stela 21 (after Graham and von Euw 1975: 2:53)	Naranjo: Stela 8 (after Graham and von Euw 1975: 2:27)	Seibal: Stela 17 (redrawn after Graham 1996: 7:45)	Yula: Lintel 1 (after a drawing by Ian Graham [in Grube, Lacadena, and Martin 2003: II-48])

The typological group ‘round w/f’ is analogous to the previous group (‘sc w/f’) except that the central element is round rather than shaped like a ‘sc1’ type motif. Also, in this group the variation in details is abundant but the general design is distinguishable from other motifs without difficulty.

Nasal motifs in the next six categories all share common features in being composed of two or more separate elements. Altogether, there are 131 nasal motifs of these six types in ceramics (with a frequency of 6.15 %) but none in monumental art. The reason for this is in all likelihood artistic conventions and practices: while carved monuments are executed in a somewhat rigid and conventionalized manner, the ceramic tradition shows more artistic license and fluidity in execution (not only due to the medium but also as a result of different methods in execution, such as painting, carving, and incising). This in part is obviously due to the implements (brush) and substance (paint) that are used in painted ceramics. The 131 examples of multipartite nasal motifs come from 77 different ceramic vessels whereof four are carved and/or incised and/or gouged and the rest merely painted.

The reason why carved ceramic vessels show multipartite nasal motifs that do not exist in carved monuments is probably due to the way the ceramic vessels were executed. The first of these four examples is K5020, a Plano-Relief barrel-shaped vase with gouging and incising, showing a nasal motif on a humanlike head protruding from the mouth of a saurian dragon. The two parts of the ‘2-part’ nasal motif in front of the nose of the figure are barely separated and the gap is probably there due to the gouging process rather than the artist intentionally targeting to leave a gap between the two elements of the motif. The same rationale is in all likelihood behind the fact that there is a minuscule gap between the nose and the motif.

The second instance is K5454 (K5448 in Justin Kerr’s database [Kerr n.d.a] and K5454 in Kerr 1997: 805), an incised orange resist ware cylindrical vase (Chantuori Black-on-orange: pre-slip incised Variety) showing a pair of anthropomorphic deity figures with nasal motifs. One figure has a round nasal motif whereas the other one has a ‘2-part’ type nasal motif. The two elements of the motif are clearly separated if one were to look at the black color only, but less noticeably detached if the incised contour is observed.

The third and fourth examples are K8724 and K8743, carved-incised cylindrical vases with comparable imagery, execution, and style. Both vases are in all likelihood from the same workshop. K8724 shows four seated figures: three of them have type ‘2-part’ nasal motifs and one figure has a nasal motif that borders types ‘2-part’ and ‘sc1’ with only a infinitesimal part of the round element touching the second element. K8743 shows a pair of seated figures: one has a ‘2-part’ type nasal motif but the other figure does not have a nasal motif at all.

**Table 37: Examples of type ‘2-part’ nasal motifs
(broad/narrow designation) in ceramics and in monumental art**





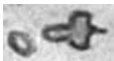
Abbreviation:	Shape:	Examples (photos and drawings):				
2-part	two components (usually composed of a sc-type motif and a round motif)					
		K504	K702	K3827	K4585	K4603
		—	—	—	—	—

Table 38: Examples of type ‘2-part w/f’ nasal motifs (broad/narrow designation) in ceramics and in monumental art






Abbreviation:	Shape:	Examples (photos):				
2-part w/f	two components with feathers, plant leaves, paper, or cloth strips					
		K1185	K2995	K6416	K7720	MBD77
		—	—	—	—	—

Table 39: Examples of type ‘3-part’ nasal motifs (broad/narrow designation) in ceramics and in monumental art





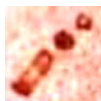
Abbreviation:	Shape:	Examples (photos and drawings):				
3-part	three components (usually composed of a sc-type motif and two round motifs)					
		K1485	K2995	K3827	K8075	K8088
		—	—	—	—	—

Table 40: Examples of type ‘3-part w/f’ nasal motifs (broad/narrow designation) in ceramics and in monumental art









Abbreviation:	Shape:	Examples (photos):			
3-part w/f	three components with feathers, plant leaves, paper, or cloth strips				
		K4386	K4598	K5064	K7265
		—	—	—	—

Table 41: Examples of type ‘4-part’ nasal motifs (broad/narrow designation) in ceramics and in monumental art

Abbreviation:	Shape:	Example:
4-part	four components (composed of a bone-like or sc-type motif and three round motifs)	 K8425
		—

**Table 42: Examples of type ‘4-part w/f’ nasal motifs
(broad/narrow designation) in ceramics and in monumental art**

Abbreviation:	Shape:	Examples (photos):		
4-part w/f	four components with feathers, plant leaves, paper, or cloth strips			
		K1004	K5356	K5512 (MBD177)
		—	—	—

Besides being found in front of noses of various agents in Maya ceramics, the diverse groups of multipartite motifs are also present in other contexts in the ceramic scenes, often surrounding a variety of characters (see Figure 59).













Figure 59: Motifs surrounding a dancer (Late Classic polychrome vase [photos by Justin Kerr (Kerr File no. 416)])

4.2.2. ROUND AND OVAL DESIGNS

This super-category hosts various types of nasal motifs whose general design is round or oval. In the broad distinction classification, there are two distinct categories: ‘round’ and ‘2 round’. The ‘round’ category hosts nasal motifs of the types ‘round’, ‘oval’, ‘disc’, and ‘ab’ in the narrow distinction grouping (the latter is divided between two broad categories [‘round’ and ‘sc’] but in the narrow classification they are treated as one group) and the ‘2 round’ category is composed of nasal motifs of the types ‘2Rf’, ‘2Ro’, and ‘2Rp’ in the narrow distinction grouping.











All variants combined, this super-category is the third largest in the ceramic corpus of the present study (395 examples or 18.55 % of all nasal motifs) and second largest in monumental art (181 instances or 20.00 %). As a single group, round motifs (broad distinction) are second in frequency (after the type ‘2 bones’ nasal motifs) both in ceramics and in monumental art with 316 (14.84 %) and 145 (16.02 %) examples, respectively, leaving 79 (3.71 %) examples in the ceramics and 36 (3.98 %) examples in monumental art for the type ‘2 round’ nasal motifs.

**Table 43: Examples of type ‘round’ nasal motifs
(broad designation) in ceramics and in monumental art**

Abbreviation:	Shape:	Examples (photos and drawings):				
round	round / oval / elliptical design	 K1183	 K1734	 K4599	 K7287	 K8654
						
		Copan: Altar L (redrawn after Fash 1991: 177)	Caracol: Stela 1 (redrawn after Beetz and Satterthwaite 1981: Fig. 1)	Caracol: Stela 14 (redrawn after Beetz and Satterthwaite 1981: Fig. 14a)	Kaminaljuyu: Stela 11 (redrawn after Schele and Miller 1986: 109)	Nakbe: Stela 1 (redrawn after Sharer 1994: 84)

In the broad distinction category, type ‘round’ nasal motifs include an assortment of motifs ranging from round to elliptical in their basic shape with two types of internal designs. Different variations (i.e., narrow distinction) will be exemplified and described in Table 44 and Table 45.⁷⁹











**Table 44: Examples of type ‘round’ nasal motifs
(narrow designation) in ceramics and in monumental art**

Abbreviation:	Shape:	Examples (photos and drawings):				
round	round design	 K 505	 K622	 K4599	 K8654	 OG54
						
		Caracol: Stela 6 (redrawn after Beetz and Satterthwaite 1981: Fig. 8)	Kaminaljuyu: Stela 10 (redrawn after Parsons 1986: Fig. 175)	Nakbe: Stela 1 (redrawn after Sharer 1994: 84)	Uaxactun: Stela 20 (redrawn after Graham 1986: 5:185)	Uxbenka: Stela 11 (redrawn after a drawing by John Montgomery in Wanyerka 2003)

In the narrow distinction category, type ‘round’ nasal motifs are distinguished in outline shape from oval and elliptical designs and in internal design from type ‘disc’ and ‘ab’ nasal motifs. Consequently, this (narrow) category hosts nasal motifs that are round in shape and lacking internal designs.










⁷⁹ For the narrow distinction of type ‘ab’ nasal motifs, see Table 34.

**Table 45: Examples of type ‘oval’ nasal motifs
(narrow designation) in ceramics and in monumental art**

Abbreviation:	Shape:	Examples (photos and drawings):				
oval	oval design					
						
		K1183	K1224	K1339	K1734	K8593
						
		Copan: Altar L (after Fash 1991: 177)	Caracol: Stela 5 (redrawn after Beetz and Satterthwaite 1981: Fig. 6a)	La Pasadita: Lintel 2 (redrawn after Schele and Miller 1986: Fig. III.4)	Naranjo: Stela 25 (redrawn after Graham 1978: 2:69)	Yaxchilan: Lintel 9 (redrawn after Graham and von Euw 1977: 3:29)











The narrow category of ‘oval’ nasal motifs includes designs with the overall shape being oval or elliptical. In many instances this category seems to be allographic to the (narrow) category of type ‘round’ nasal motifs with considerable variation in the appearance of the design ranging from wide and blunted to narrow and elongated. All motifs lack internal designs except for a few instances where a thin internal line is rendered.

**Table 46: Examples of type ‘disc’ nasal motifs
(narrow designation) in ceramics and in monumental art**

Abbreviation:	Shape:	Examples (photos and drawings):				
disc	round design with an inlaid round element					
						
		K4650	K5226	K7019	CSU: Fig. 3e	CSU: Fig. 28a:9
						
		Caracol: Stela 14 (redrawn after Beetz and Satterthwaite 1981: Fig. 14)	Kaminaljuyu: Stela 10 (redrawn after Parsons 1986: Fig. 175)	Kaminaljuyu: Stela 25 (redrawn after Parsons 1986: Fig. 148)	Tikal: Stela 1 (redrawn after Jones and Satterthwaite 1982: Fig. 1a)	







The narrow category of type ‘disc’ nasal motifs includes designs with the overall outline being predominantly round. Distinguished from previous designs, this type of nasal motifs have round internal designs.

**Table 47: Examples of type ‘2 round’ nasal motifs
(broad designation) in ceramics and in monumental art**

Abbreviation:	Shape:	Examples (photos and drawings):				
2 round	two round / oval / elliptical designs	 K511	 K5015	 K5619	 K7013	 OG39
		 Copan: Motmot Capstone (redrawn after Martin and Grube 2000: 194)	 Quirigua: Stela U, Side 1 (redrawn afterLooper 2003: 39)	 Caracol: Stela 6 (redrawn after Beetz and Satterthwaite 1981: Fig. 8)	 Quirigua: Monument 26 (redrawn after Looper 2003: 41)	 Tikal: Stela 18 (redrawn after Schele 1990: 85)











Type ‘2 round’ nasal motifs is a special group in the super-category of round and oval designs. All variations have two separate or overlaying round motifs that predominantly have a blank internal space. The broad category of type ‘2 round’ nasal motifs is further divided into three narrow distinction categories based on the various shapes of the motif as they are represented or as they appear in different types of artwork. In the case of three-dimensional artwork, nasal motifs are illustrated with accompanying agents, thereby allowing observation of the position of the motifs rather than isolating the motif and showing it from an arbitrary perspective which is determined by the perspective (angle) of the reproduction (i.e., a photo or a drawing) of the artwork itself.

**Table 48: Examples of type ‘2Rf’ nasal motifs
(broad designation) in ceramics and in monumental art**

Abbreviation:	Shape:	Examples (photos and drawings):				
2Rf	two separate round/oval/elliptical designs (frontal)	 OG26	 OG24	 OG33	 TRC25a	 TRC20b
		 Quirigua: Monument 26 (after Looper 2003: Fig. 1.6)				











The narrow category of type ‘2Rf’ (2 round; frontal) nasal motifs is composed of motifs that are depicted as a horizontal pair of designs below the nose of various characters in Maya art. The motif seems to be a three-dimensional form of the type ‘2Ro’ nasal motifs (see Table 49).

**Table 49: Examples of type ‘2Ro’ nasal motifs
(broad designation) in ceramics and in monumental art**

Abbreviation:	Shape:	Examples (photos and drawings):				
2Ro	two overlaying round/oval/elliptical designs					
		K511	K1609	K2733	K3033	CSU: Fig. 1b
						
		Copan: Motmot Capstone (redrawn after Martin and Grube 2000: 194)	Quirigua: Stela U, Side 1 (redrawn after Looper 2003: 39)	Caracol: Stela 6 (redrawn after Beetz and Satterthwaite 1981: Fig. 8)	Uolantun: Stela 1 (redrawn after Jones and Satterthwaite 1982: Fig. 76a)	Tikal: Stela 31 (redrawn after Jones and Satterthwaite 1982: Fig. 51c)

The narrow category of type ‘2Ro’ (2 round; overlaying) nasal motifs hosts designs that are composed of two overlaying round or elliptical elements. The motif seems to be a two-dimensional profile rendition of the type ‘2Rf’ nasal motifs (see Table 48 above).

Table 50: Examples of type ‘2Rp’ nasal motifs (broad designation) in ceramics and in monumental art

Abbreviation:	Shape:	Examples (photos and drawings):				
2Rp	two separate round/oval/elliptical designs (profile)					
		K1604	K1834	K7013	K7607	OG39
						
		Dos Pilas: Stela 14 (redrawn after Houston 1993: Fig. 3-24)	Dos Pilas: Stela 15 (redrawn after Houston 1993: Fig. 3-25)	Copan: Stela P (redrawn after Fash 1991: Fig. 50)	Yaxha: Stela 13 (redrawn after Grube and Schele 1995: 160)	Palenque: DO Panel 2 (redrawn after Schele and Miller 1986: Fig. VII.3)

The narrow category of type ‘2Rp’ (2 round; profile) nasal motifs is composed of two separate or attached round or elliptical elements in profile view. In all likelihood this motif is allographic to the type ‘2Ro’ nasal motif.

4.2.3. KNOTS

This category is composed of nasal motifs that share common features in being composed of lengthy strips of, ostensibly, flexible material (cloth, paper, feather, or alike) with one, two, or three knots in the upper part of the motif. There are altogether 34 nasal motifs of these three types in the ceramic corpus examined (with a frequency of 1.60 %) and 7 examples (0.77 %) in monumental art. Motifs with one or two knots only appear in the ceramic corpus and, consequently, all motifs in the monumental art in this category are type ‘3 knots w/f’ nasal motifs. The reason why there are no instances of the other two types of motifs in monumental art is either related to the artistic license and untailored manner of executing details in ceramic vessels where the two types *are* present, or, conversely, the aforementioned types of nasal motifs simply are not represented in monumental art.

Consequently, the three types of nasal motifs are either allographic or entirely separate sub-types of knotted nasal motifs. The 34 examples in the ceramic corpus come from 14 different ceramic vessels whereof two are provenienced and an additional nine can be attributed to regional style. These 14 ceramic vessels and the nasal motifs therein are analyzed below:⁸⁰

1. CSU: Fig. 72f: Late Classic Phase 1 Sibal Buff-polychrome tripod dish from Uaxactun portraying ten characters: six humanlike figures, two spider monkeys, and two jaguars (or large spotted felines in general). Five of the humanlike figures are colored in black body paint, all five have long nasal motifs, two are holding staffs, and most figures have a bound coiffure pointing upward, and/or a tapering headgear. The details of the motifs are difficult to distinguish from the drawing but in all likelihood they are comparable to type 'knot w/f' nasal motifs. Compare the scene to other vessels portraying black-faced or black-bodied humanlike figures with jaguars or so-called *Waterlily Jaguars* (K681, K2284, K2669, K2942, and K3390).
2. K622: Late Classic Phase 1 (T:V) bowl depicting three humanlike (Maize God?) figures in a dancing pose with additional three heads in the scene. Two of the heads (humanlike masks or backrack heads) possess type 'knot w/f' nasal motifs. Both heads show red facial paint around the eyes. Compare the style to K620 and K621.
3. K681: Late Classic Phase 1 Naranjo Area Style Saxche Orange-polychrome bowl depicting four humanlike figures and three *Waterlily Jaguars* or a narrative of two pairs of humanlike figures interacting with *Waterlily Jaguars*. All humanlike figures are partially painted in black color and all of them have bound hairdo pointing upward. Three of the humanlike figures have type '2 knots w/f' nasal motifs while the nasal motif of the fourth figures is somewhat difficult to identify being obstructed by other motifs in the scene and by the hand of the individual possessing the nasal motif. However, compared to other parallel characters in the scene, the nasal motif is in all likelihood of type '2 knots w/f'. Compare the scene to other vessels portraying black-faced or black-bodied humanlike figures with jaguars or *Waterlily Jaguars* (CSU: Fig. 72f, K2284, K2669, K2942, and K3390).
4. K2284: Late Classic Phase 2 Zacatel ceramic group: cream-ground Codex-style bowl depicting one version of God A' and a *Waterlily Jaguar* with a coiled serpentine creature around its neck. The God A' figure (*Jatz'?* *Tokal?* *Mok Chij*⁸¹) has a knotted nasal motif with either three or four knots, blackened area around the eye, % signs on the cheek and thigh, and a headgear with a bone and disembodied eyes. Based on comparable scenes (see e.g., K2286) the nasal motif is in all likelihood that of type '3 knots w/f'. Compare the scene to other vessels portraying black-faced or black-bodied humanlike figures with jaguars or *Waterlily Jaguars* (CSU: Fig. 72f, K681, K2669, K2942, and K3390).
5. K2286: Late Classic Phase 2 Zacatel ceramic group: cream-ground Codex-style tripod vase depicting another version of God A' in a scene with two other humanlike wayob'. The God A' figure (*Mok Chij*) has a type '3 knots w/f' nasal motif touching his nose, bound and protruding hairdo, blackened eye, and a large-brimmed hat. Compare to K2284.
6. K2669: Late Classic Phase 1 Uaxactun-El Zotz Area Style Saxche Orange-polychrome bowl with textual reference to the toponym Pa'chan. The scene depicts 12 supernatural figures and one humanlike severed head. Five of the characters are rendered in black color and all five have knotted nasal motifs. Four of the motifs are clearly type 'knot w/f' nasal motifs, i.e., having one knot, but the fifth is somewhat difficult to recognize. However, based on other nasal motifs pertaining to parallel individuals in the scene, the motif is in all likelihood that of type 'knot w/f' nasal motif as well. Compare the scene to other vessels portraying black-faced or black-bodied humanlike figures with jaguars or *Waterlily Jaguars* (CSU: Fig. 72f, K681, K2284, K2942, and K3390).

⁸⁰ In addition to these 34 examples there is one instance of type '3 knots w/f' in K3059, which is a drawing of a vase. Since the only published version of this vase is a drawing rather than a photo making the identification of style, surface treatment, shape, phase dating, and type:variety designation of the vessel difficult or impossible, the example is not included in the statistical analyses above and below. However, the example is briefly described in the section below.

⁸¹ See Zender (2004a: 5-8) and Lopes (n.d.) for the discussion of the first part of the name of the figure and Grube and Nahm (1994: 707-708) for the discussion of the latter part of the name.

7. K2716: Late Classic Phase 2 Zacatel ceramic group: cream-ground Codex-style cylindrical vase depicting a humanlike character and two supernatural avian figures. The humanlike figure has a nasal motif with either two or three knots. The number of actual knots seems to be two but the adjoining small strip segments seem to be three in number.
8. K2942: Late Classic Phase 2 (T:V) cylindrical vase depicting three humanlike figures and a Waterlily Jaguar or a narrative of one figure in different manifestations (see Kerr 1998 for further discussion on the identification of the figures). All three humanlike characters have type 'knot w/f' nasal motifs touching their noses. Compare the scene to other vessels portraying black-faced or black-bodied humanlike figures with jaguars or Waterlily Jaguars (CSU: Fig. 72f, K681, K2284, K2669, and K3390).
9. K3390: Late Classic Phase 2 Uaxactun-El Zotz Area Style Juleki Cream-polychrome bowl with textual reference to Pa'chan. The scene on the vessel shows 9 characters whose identities are somewhat difficult to detect due to the inadequate quality of the composite photo and as a result of the imperfect preservation of the vase itself. However, comparable scenes (e.g., K681 and K2669) depict black-faced or black-bodied supernatural figures (possibly alternate manifestations of God A') and therefore in all likelihood three of the figures on K3390 are parallel individuals. One of the three figures clearly has a type '2 knots w/f' nasal motif while the other two nasal motifs are difficult to identify. Compare also to K1254. Compare the scene to other vessels portraying black-faced or black-bodied humanlike figures with jaguars or Waterlily Jaguars (CSU: Fig. 72f, K681, K2284, K2669, and K2942).
10. K3413: Late Classic Phase 2 Ik' Style? (T:V) cylindrical vase with a scene showing 21 characters (humanlike figures, anthropomorphic and zoomorphic creatures, and animals. One of the two standing humanlike figures has a type 'knot w/f' nasal motif along with a large-brimmed hat, bound hairdo pointing upward, jaguar costume, and a staff in his left hand.
11. K3924: Late Classic Phase 2 Uaxactun-El Zotz Area Style Zacatel ceramic group cylindrical vase depicting a scene with 14 characters (humanlike figures, deities, and zoomorphic creatures) along with two headdress figures, four human heads, two skulls, and four bees. One of the humanlike characters has a type '3 knots w/f' nasal motif while two other humanlike figures and one deity (God A) have type 'knot w/f' nasal motifs.
12. K4649: Late Classic Phase 2-3 (T:V) cylindrical vase from Copan depicting a scene with five humanlike figures in a dancing pose along with two dwarf figures, one sitting and one standing. Two out of the five humanlike figures possess nasal motifs. The first is a type 'knot w/f' nasal motif and in all likelihood the other is parallel to the first one although the vase is slightly eroded in the facial area of the second figure.
13. K4906: Late Classic Phase 2 (T:V) cylindrical vase depicting two seated deity figures. While the image of one figure is in pristine condition, the other is damaged beyond recognition. However, the second figure is probably equivalent to the first one based on the headdress style, jaguar ear, and the flames coming out of a probable torch. In all likelihood both figures portray images of the Jaguar God of the Underworld (see Schele and Miller 1986: 50) with apparent jaguar characteristics and bound hairdos pointing upward. The nasal motif of the well-preserved figure is typologically a '3 knots w/f' motif.
14. MBD: Fig. 65: Late Classic Phase 2 Zacatel ceramic group: cream-ground Codex-style cylindrical vase depicting a scene with five characters (God A, God A'?, two zoomorphic creatures with anthropomorphic attributes, and an eroded avian or chiropteran creature) and one severed human head. The (likely) depiction of God A' has a type '3 knots w/f' nasal motif in front of his nose, a bound protruding hairdo, and a % sign on his cheek.

In addition to these 14 vessels, there is yet another vase (K3059)⁸² showing a humanlike character with a knotted nasal motif of type '3 knot w/f'. The head of the figure is facing the viewer providing a relatively rare frontal view of the motif. The figure in question has decapitated a human character with two other creatures (anthropomorphic figure with a mask holding a rattlesnake, and a serpentine dragon figure with deer and human characteristics) watching the event.

⁸² See Footnote 80.

Out of the 35 figures possessing knotted nasal motifs, 20 have their face and/or body painted black. In addition, two characters have a % sign on the cheek, two have large-brimmed hats, and four have jaguar characteristics. Out of the 15 scenes analyzed, a total of 9 have jaguars or Waterlily Jaguars on them. On the whole, it seems apparent that knotted nasal motifs are a trait most commonly attributed to different manifestations of God A' figures or parallel characters in Maya ceramics.

In addition to ceramics, there are 7 instances of knotted nasal motifs (in 5 monuments) in the corpus of monumental art of this study. These examples are described below:

1. Stela 6, Itzimte-Bolonchen (10.4.1.0.0): human figure with a type '3 knots w/f' nasal motif and a large-brimmed hat with an animal figure.
2. Stela 30, Naranjo (9.14.3.0.0): K'ahk' Tihliw Chan Chaahk portrayed with a type '3 knots w/f' nasal motif, and holding a staff with three series of three knots in his right hand and an *hacha* in his left hand.
3. Stela 33, Naranjo (9.17.10.0.0?) K'ahk' Ukalaw Chan Chaahk shown with a type '3 knots w/f' nasal motif, and holding a staff with three series of three knots in his right hand and an *hacha* in his left hand.
4. Altar 5, Tikal (9.13.19.16.9): Two human figures (Jasaw Chan K'awiil I and a lord from Masul(?) [*Maasal* in Martin and Grube 2000: 46 and *Mahsu'l / Mahsu'ul* in Lacadena and Wichmann n.d.]) portrayed with type '3 knots w/f' nasal motifs. Jasaw Chan K'awiil I is holding a staff in his right hand and a trilobate eccentric flint in his left hand, whereas the lord from Masul is holding a staff in his right hand, a knife in his left hand, and portrayed with a large-brimmed hat.
5. Lintel 2, Temple III (Structure 5D-3), Tikal (ca. 9.19.0.0.0): Two human figures on both sides of a ruler from Tikal (Dark Sun? [see Martin and Grube 2000: 52]) dressed as a jaguar. Both flanking figures have type '3 knots w/f' nasal motifs, both hold staffs and trilobate eccentric flints (in opposite hands), and both have bound hairdo.

Table 51: Examples of type 'knot w/f' nasal motifs (broad and narrow designation) in ceramics and in monumental art






Abbreviation:	Shape:	Examples (photos and drawings):				
knot w/f	knot with feathers, plant leaves, paper, or cloth strips					
		K622	K681	K2669	K2942	K4649
		—	—	—	—	—

Table 52: Examples of type ‘2 knots w/f’ nasal motifs (broad and narrow designation) in ceramics and in monumental art









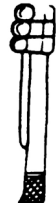

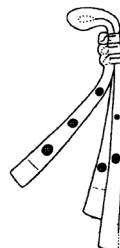

Abbreviation:	Shape:	Examples (photos):
2 knots w/f	two knots with feathers, plant leaves, paper, or cloth strips	 
		K681 K3390

Table 53: Examples of type ‘3 knots w/f’ nasal motifs (broad and narrow designation) in ceramics and in monumental art

Abbreviation:	Shape:	Examples (photos and drawings):
3 knots w/f	three knots with feathers, plant leaves, paper, or cloth strips	    
		K2284 K2286 K3059 K4906 MBD64
		    
		Itzimte-Bolonchen: Stela 6 (after von Euw 1977: 4:17) Naranjo: Stela 30 (after Graham 1978: 2:79) Tikal: Altar 5 (after Jones and Satterthwaite 1982: Fig. 23) Tikal: Altar 5 (after Jones and Satterthwaite 1982: Fig. 23) Tikal: Lintel 2, Temple III (redrawn after Jones and Satterthwaite 1982: Fig. 72)



4.2.4. TUBULAR DESIGNS

This super-category hosts various types of nasal motifs whose general design is tubular with various designs at the end of the motif. The top end of the motif can be round, oval, bone-like, or composed of various other designs, the number of the tubular elements can vary from one to three, and the position of the motifs can be either in front or touching the nasal area or, in the case of nose bars, through or below the nose. All variants combined, this super-category is the largest both in the ceramic corpus of the present study (665 examples or 31.24 % of all nasal motifs) and the corpus of monumental art of the present study (435 instances or 48.07 %). Different categories of tubular nasal motifs will be discussed below starting with broad designation categories and moving on to narrow designation classifications with more detailed analyses.











In the broad designation classification, the various tubular nasal motifs are first divided between (1) motifs that emanate from the nasal area and (2) motifs that are placed horizontally through or below the nose. The first category hosts motifs that are divided into three groups based on the number of tubular elements and the second category is divided between ‘nose bars’ with or without foliaceous appendages.

The first category of tubular nasal motifs is dubbed as ‘bone’ whether the actual motif represents a bone or not. Single tubular motifs of this type are common both in ceramics (169 examples or 7.94 %) and in monumental art (103 instances or 11.38 %) composing the fourth largest group in the broad designation classification in ceramics and the third largest in monumental art. Tubular motifs with two elements are the most frequent nasal motifs both in ceramics (481 examples or 22.59 %) and in monumental art (266 instances or 29.39 %). Tubular motifs with three elements are quite rare in ceramics (17 examples or 0.80 %) and non-existent in the corpus of monumental art in the present study. Examples of the three variants are shown in Table 54, Table 55, and Table 56 below:



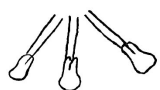


**Table 54: Examples of type ‘bone’ nasal motifs
(broad designation) in ceramics and in monumental art**

Abbreviation:	Shape:	Examples (photos and drawings):				
bone	bone-like or any other tubular design	 <div style="display: flex; justify-content: space-around; margin-top: 5px;"> K531 K703 K1250 K1604 K2206 </div>				
		 <div style="display: flex; justify-content: space-around; margin-top: 5px;"> <div>Yaxchilan: Lintel 13 (redrawn after Graham and von Euw 1977: 3:35)</div> <div>Naranjo: Stela 20 (redrawn after Graham and von Euw 1975: 2:51)</div> <div>Machaquila: Stela 8 (redrawn after Graham 1967: Fig. 59)</div> <div>Xultun: Stela 1 (redrawn after von Euw 1978: 5:11)</div> <div>Ixkun: Stela 1 (redrawn after Graham 1980: 2:139)</div> </div>				

**Table 55: Examples of type ‘2 bones’ nasal motifs
(broad designation) in ceramics and in monumental art**


Abbreviation:	Shape:	Examples (photos and drawings):				
2 bones	two bones or any other tubular designs					
		K703	K1201	K1225	K1742	K6989
						
		Palenque: Temple of the Foliated Cross Tablet (after Robertson 1991: Fig. 153)	Yaxchilan: Lintel 14 (redrawn after Graham and von Euw 1977: 3:37)	Ek Balam: Capstone 6 (after a drawing by Alfonso Lacadena [in Grube, Lacadena, and Martin 2003: II-16])	Tikal: Stela 31 (after Jones and Satterthwaite 1982: Fig. 51c)	Machaquila: Stela 3 (redrawn after Graham 1967: Fig. 49)

**Table 56: Examples of type ‘3 bones’ nasal motifs
(broad designation) in ceramics and in monumental art**


Abbreviation:	Shape:	Examples (photos and drawings):				
3 bones	three bones or any other tubular designs					
		K703	K1214	K4055	K6626	MBD, Fig. 177
		–	–	–	–	–

Another category of tubular nasal motifs is that of ‘nose bars’ which are evidently actual (real) nose ornaments worn by the individuals possessing them. These motifs are divided between plain ‘nose bars’ and ‘nose bars’ with foliaceous elements attached to the other end of the motif. While both types of nasal motifs are absent in the ceramic corpus, there are 58 instances (6.41 %) of plain ‘nose bars’ and 8 examples (0.88 %) of ‘nose bars’ with foliaceous elements in monumental art in the corpus of the present study. Examples of both types are provided in Table 57 and Table 58 below:

**Table 57: Examples of type ‘nb’ nasal motifs
(broad designation) in ceramics and in monumental art**










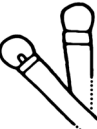
Abbreviation:	Shape:	Examples (drawings):				
nb	nose bar	–	–	–	–	–
						
<p>Seibal: Stela 10 (redrawn after Graham 1996: 7:31)</p> <p>Uxmal: Stela 14 (redrawn after Graham 1992: 4:108)</p> <p>Yaxchilan: Lintel 17 (redrawn after Graham and von Euw 1977: 3:43)</p> <p>Yaxchilan: Lintel 32 (redrawn after Graham 1979: 3:73)</p> <p>Yaxchilan: Lintel 42 (redrawn after Graham 1979: 3:93)</p>						

**Table 58: Examples of type ‘nb w/f’ nasal motifs
(broad designation) in ceramics and in monumental art**











Abbreviation:	Shape:	Examples (drawings):				
nb w/f	nose bar with feathers	–	–	–	–	–
						
<p>Yaxchilan: Lintel 6 (redrawn after Graham and von Euw 1977: 3:23)</p> <p>Yaxchilan: Lintel 16 (redrawn after Graham and von Euw 1977: 3:41)</p> <p>Yaxchilan: Lintel 39 (after Graham 1979: 3:87)</p> <p>Yaxchilan: Lintel 43 (redrawn after Graham 1979: 3:95)</p> <p>La Pasadita: Lintel 3 (redrawn after Schele 1991a: 182)</p>						

In the narrow designation category, tubular nasal motifs are classified based on the shape of the end part of the motif rather than on the number of the elements leaving, however, type ‘nb w/f’ nasal motifs as a single typological category that covers both broad and narrow designation categories. In the narrow designation category, the motifs are classified in five general groups with number designations referring to the top or end part of the motif or general shape of the motif as follows: (1) shape of the top element round or oval; (2) shape of the motif bone-like; (3) shape of the top element other than round or oval; (4) shape of the motif plain tubular; (und.) shape of the top element undefined. Tubular motifs other than ‘nose bars’ are thus classified as follows: ‘BO1, BO2, BO3, BO4, and BO-und.’. Based on the form of these motifs, ‘nose bar’ motifs are classified as ‘nb-BO1’ and ‘nb-BO4’ with an additional typological class of ‘nb-unc.’, which hosts motifs with top end elements that are too uncommon for typological characterization. Examples of these categories are provided from Table 59 through Table 65 below:




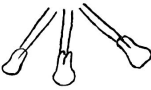


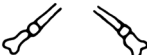



**Table 59: Examples of type ‘BO1’ nasal motifs
(narrow designation) in ceramics and in monumental art**

Abbreviation:	Shape:	Examples (photos and drawings):				
BO1	bone-like or any other tubular design or designs (bone, 2 bones, 3 bones); shape of the motif tubular with a round or oval motif attached to it					
		K703	K1250	K1742	K2206	K6626
						
		Xultun: Stela 3 (redrawn after von Euv 1978: 5:15)	Machaquila: Stela 2 (redrawn after Graham 1967: Fig. 44)	Ixkun: Stela 1 (redrawn after Graham 1980: 2:139)	Naranjo: Stela 20 (redrawn after Graham and von Euv 1975: 2:51)	Seibal: Stela 11 (redrawn after Graham 1996: 7:34)







**Table 60: Examples of type ‘BO2’ nasal motifs
(narrow designation) in ceramics and in monumental art**

Abbreviation:	Shape:	Examples (photos and drawings):				
BO2	bone-like or any other tubular design or designs (bone, 2 bones, 3 bones): shape of the motif bone-shaped					
		K531	K1225	K1604	K4464	K7107
						
		Xultun: Stela 1 (redrawn after von Euv 1978: 5:11)	Machaquila: Stela 4 (redrawn after Graham 1967: Fig. 51)	Yaxchilan: Lintel 13 (redrawn after Graham and von Euv 1977: 3:35)	Naranjo: Stela 33 (redrawn after Graham 1978: 2:87)	Palenque: Temple of the Foliated Cross Tablet (redrawn after Robertson 1991: Fig. 153)

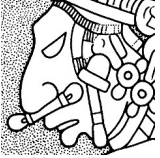

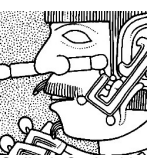


**Table 61: Examples of type ‘BO3’ nasal motifs
(narrow designation) in ceramics and in monumental art**

Abbreviation:	Shape:	Examples (photos and drawings):				
BO3	bone-like or any other tubular design or designs (bone, 2 bones, 3 bones): shape of the motif tubular with other than round designs attached to it	    				
		K1201	K1214	K2929	K4055	K6989
		    				
		Palenque: Temple of the Foliated Cross Tablet (after Robertson 1991: Fig. 153)	Palenque: Temple of the Foliated Cross Tablet (after Robertson 1991: Fig. 153)	Quirigua: Stela F (redrawn afterLooper 2003: Fig. 4.16)	Machaquila: Stela 3 (redrawn after Graham 1967: Fig. 49)	Yaxchilan: Lintel 14 (redrawn after Graham and von Euw 1977: 3:37)






**Table 62: Examples of type ‘BO4’ nasal motifs
(narrow designation) in ceramics and in monumental art**

Abbreviation:	Shape:	Examples (photos and drawings):				
BO4	bone-like or any other tubular design or designs (bone, 2 bones, 3 bones): shape of the motif plain tubular	    				
		K719	1198	2706	3033	4464
						
		Chichen Itza: Capstone, Temple of the Owls (redrawn after Sharer 1994: Fig. 14.33)				


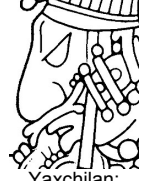



**Table 63: Examples of type ‘nb-BO1’ nasal motifs
(narrow designation) in ceramics and in monumental art**

Abbreviation:	Shape:	Examples (photos and drawings):				
nb-BO1	“nose bar” (actual) nose ornament through the pliable membranous septum or below the columella of the nose; shape of the motif: tubular with a round or oval motif attached to it	–	–	–	–	–
						
		Yaxchilan: Lintel 17 (after Graham and von Euw 1977: 3:43)	Machaquila: Stela 5 (adapted after Graham 1967: Fig. 53)	Seibal: Stela 10 (after Graham 1996: 7:31)	Chichen Itza: Great Ballcourt Wall, East Side, Center Right 3 (adapted after Montgomery 1998)	Uxmal: Stela 14 (adapted after Graham 1992: 108)

**Table 64: Examples of type ‘nb-BO4’ nasal motifs
(narrow designation) in ceramics and in monumental art**

Abbreviation:	Shape:	Examples (photos and drawings):				
nb-BO4	“nose bar” (actual) nose ornament through the pliable membranous septum or below the columella of the nose; shape of the motif: plain tubular	–	–	–	–	–
						
		Seibal: Stela 3 (after Graham 1996: 7:17)	Kaminaljuyu: Monument 65 (adapted after Parsons 1986: Fig. 149)	Chichen Itza: Great Ballcourt Wall (after Schele and Miller 1986: Fig. VI.3)	Pusilha: Stela C (adapted after a drawing by John Montgomery in Wanyerka 2003: Fig. 44)	Tikal: Stela 7 (after Jones and Satterthwaite 1982: Fig. 11b)

**Table 65: Examples of type ‘nb-unc.’ nasal motifs
(narrow designation) in ceramics and in monumental art**

Abbreviation:	Shape:	Examples (photos and drawings):				
nb-unc.	“nose bar” (actual) nose ornament through the pliable membranous septum or below the columella of the nose; shape of the motif too uncommon for typological characterization	–	–	–	–	–
						
		Yaxchilan: Lintel 32 (adapted after Graham 1979: 3:73)	Yaxchilan: Lintel 42 (after Graham 1979: 3:93)	Yaxchilan: Lintel 53 (adapted after Graham 1979: 3:115)	Yaxchilan: Stela 6 (adapted after Tate 1992: Fig. 88a)	La Pasadita: Lintel 2 (adapted after Schele and Miller 1986: Fig. III.4)

The problem with typological classification of tubular nasal motifs is that most motifs fall uncomplicatedly into two main classes (motifs that emanate from the nasal area and motifs that are

placed horizontally through or below the nose) but in some cases it is difficult to make a distinction between motifs that emerge from nostrils and motifs that are to be considered as ‘nose bars’ (compare Figure 60 to Figure 61 and the two nasal motifs in Figure 62).

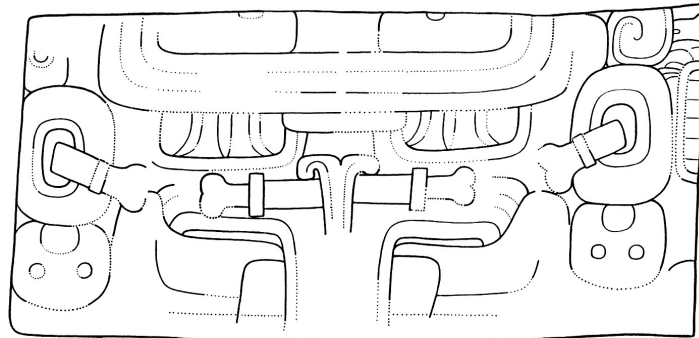


Figure 60: Basal Panel of Stela 34 (front), El Peru (after Montgomery 1998 [drawing by John Montgomery])



Figure 61: Throne I back, Piedras Negras (photo by Justin Kerr in Kerr n.d.b [File no. 4899])



Figure 62: Detail from the Temple of the Foliated Cross Tablet, Palenque (adapted after Robertson 1991: Fig. 153)

4.2.5. *DRAGON SNOUTS: NASAL MOTIFS OF ABBREVIATED MASKS?*

A special typological class of nasal motifs is a design that overlaps with depictions of masks in Maya art. This ‘dragon snout’ (‘ds’) nasal motif appears 61 times in ceramics and 42 times in monumental art in the corpora of the present study providing a relative frequency of 2.87 % and 4.64 %, respectively. The motif is one of the most complex designs to be found in front of noses – or faces in general – in Maya iconography. The motif is composed of a stylized zoomorphic head, snout, or upper jaw of a ‘standard’ Maya dragon with various different appearances. Some of the motifs are clearly indicating the presence of masks in a section view (or an “x-ray fashion”) with the motif continuing to the facial area of the individual possessing the motif, but others are abbreviated to a relatively minimalistic form (compare the example on El Peru Stela 33 in Figure 63 to the example on Xultun Stela 10 in Figure 68).



Figure 63: Detail of Stela 33, El Peru (Kimbell Art Museum, Fort Worth, Texas; photo by the author)

Moreover, during the Postclassic period, dragon snout motifs were occasionally portrayed relatively far from the nose or face. For example, on the wooden lintels from the Temple of the Jaguars at Chichen Itza (see Figure 64), the motifs are positioned away from the nose or face. Also, the agents are portrayed with nose bars, pointing to an interpretation that dragon snouts were not considered (at least during the Postclassic) to be nasal motifs at all. However, the profuse amount of Late Classic examples, where these motifs are clearly portrayed in the same position as most of the other nasal motifs, indicates that the motif in question has an exceptionally elastic function in Maya iconography.




Figure 64: Wooden lintels from the Temple of the Jaguars, Chichen Itza (after Sharer 1994: Fig. 14.24)

As suggested by Proskouriakoff (1950: 59), the design is “[...] a very ornate form, may be an unusually elaborate nose bead of the same type as that worn at Yaxchilan, or may be an abbreviated mask.” The motif clearly corresponds to the snouts of various dragon-like creatures in Maya art (see Figure 65). It is also worth noticing that many ‘dragon snout’ nasal motifs have their own nasal motifs (see Figure 67 and Figure 68) and that in some cases dragon-like creatures can possess ‘dragon snout’ nasal motifs (as in Stela 5 from Caracol; see Figure 13).

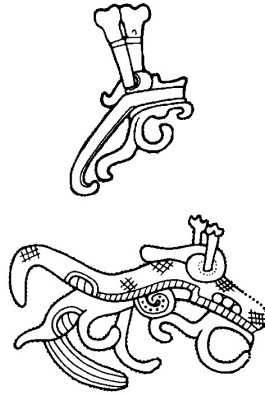
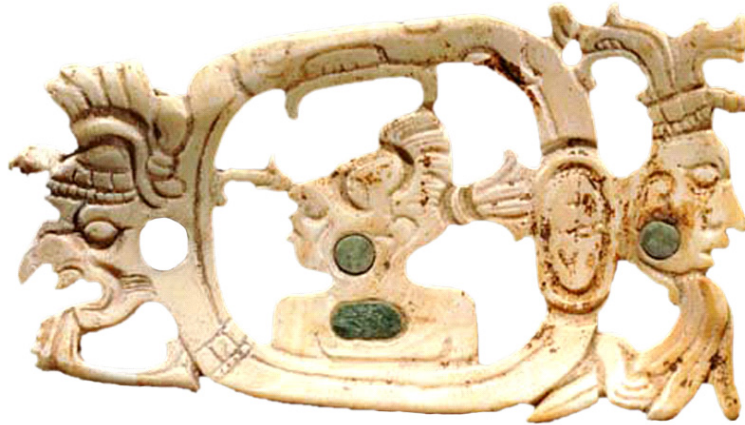



Figure 65: Comparison of the dragon snout nasal motif from Machaquila Stela 4 and dragon snout (rotated 90 degrees counter-clockwise) from Yaxchilan Lintel 14 (adapted after Graham 1967: Fig. 51 and Graham and von Euw 1977: 3:37)

Examples of different variations of ‘dragon snout’ nasal motifs in ceramics, in monumental art, and in various other sources are provided below (see Figure 66, Figure 67, and Figure 68). The geographic distribution and diachronic diffusion of the motifs in monumental art will be elucidated in Chapter 5.3.2.3.




a. Cut-shell ornament with greenstone inserts (after Kerr n.d.b. [File No. 8248])



b. Detail from a Late Classic carved bone (after Schele and Miller 1986: Pl. 61a [drawing by Linda Schele])



c. Detail from a Late Classic Maya jadeite plaque from Teotihuacan (after Schele and Miller 1986: Pl. 34 [photo by Justin Kerr])



d. Detail from an Early Classic incised shell trumpet (after Grube and Martin 2001: 34 [drawing by Linda Schele])

Figure 66: Examples of type ‘ds’ (‘dragon snout’) nasal motifs from miscellaneous sources




Figure 67: Examples of type 'ds' nasal motifs in ceramics




Figure 68: Examples of type 'ds' nasal motifs in monumental art

4.2.6. TRIPARTITE AND QUADRIPARTITE MOTIFS

This super-category includes nasal motifs of various designs with a common denominator being a composite form of three or four elements attached to each other. In general, the motifs are composed of one central element with two or three adjoining components. Besides functioning as nasal motifs, these designs are also found in numerous other contexts in Maya iconography. All variants combined, this super-category is relatively poorly represented in Maya art with 33 examples (1.55 %) in the ceramic corpus and 3 instances (0.33 %) in the corpus of monumental art of the present study. The motifs are divided into four categories: (1) tripartite motifs; (2) tripartite motifs with additional feather-like, foliaceous, or voluted elements; (3) quadripartite motifs; and (4) quadripartite motifs with additional feather-like, foliaceous, or voluted elements. Examples of different variations in ceramics and in monumental art are provided from Table 66 through Table 69 below:

Table 66: Examples of type ‘3pm’ nasal motifs (broad and narrow designation) in ceramics and in monumental art







Abbreviation:	Shape:	Examples (photos and drawings):				
3pm	“tripartite motif” (usually a round motif with two small round elements attached to it)					
		K4465	K5884	K8393	CSU: Fig. 7c	CSU: Fig. 28a:5
		 Tikal: Miscellaneous Stones 109 (redrawn after Jones and Satterthwaite 1982: Fig. 66s)				

Table 67: Examples of type ‘3pm w/f’ nasal motifs (broad and narrow designation) in ceramics and in monumental art




Abbreviation:	Shape:	Examples (photos):		
3pm w/f	“tripartite motif” with feathers or other appendages			
		K621	K1645	K8540
		—	—	—

Table 68: Examples of type ‘4pm’ nasal motifs (broad and narrow designation) in ceramics and in monumental art




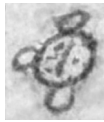







Abbreviation:	Shape:	Examples (photos and drawings):				
4pm	"quadripartite motif" (usually a round motif with three small round elements attached to it)					
		CSU: Fig. 37a:9	K998	K1261	K4013	K5458
						
		Quirigua: Stela C (after a drawing by Annie Hunter in Maudslay 1974 [1889-1902], Vol. II: Pl. 20)	Caracol: Stela 6 (redrawn after Beetz and Satterthwaite 1981: Fig. 7a)			






Table 69: Examples of type ‘4pm w/f’ nasal motifs (broad and narrow designation) in ceramics and in monumental art

Abbreviation:	Shape:	Examples (photos):			
4pm w/f	"quadripartite motif" with feathers or other appendages				
		K624	K1645	K3875	K4934
		—	—	—	—

4.2.7. SCROLLS

This category includes nasal motifs of rather restricted distribution being only found in the front of noses of various humanlike figures in Codex Style ceramic vessels. The design of the motifs is somewhat uniform being spiral in form with the open end undulating downward. With a restricted distribution, this category is scantily represented in Maya art with 15 examples (0.70 %) in the ceramic corpus and none in the corpus of monumental art of the present study. Examples of different variations of the motif are provided in Table 70 with further discussion in Chapter 7.









Table 70: Examples of type ‘scroll’ nasal motifs (broad and narrow designation) in ceramics and in monumental art

Abbreviation:	Shape:	Examples (photos and drawings):				
scroll	spiral / coiled / curling motif					
						
		K1366	K2011	K2096	K2772	K8201
		–	–	–	–	–

4.2.8. DORSAL NASAL MOTIFS

This category includes nasal motifs that are in all likelihood actual nose ornaments used by the individuals possessing them. The motifs are either small spherical pebbles attached to the dorsum of the nose, or horizontal bars perforated through the upper septum or through the dorsal skin of the nose. The distribution of the motifs is rather restricted both in ceramics and in monumental art in the corpora of the present study being only found associated with human figures in Late Classic Phase 2 Chama and Chochola style ceramics and, in the case of monumental art, in post-9.18.0.0.0 monuments at Tonina, Yaxchilan, and in an unprovenienced stela dated 10.1.15.0.0 (published in Miller and Martin 2004: Fig. 51).⁸³ With a restricted distribution this category is scantily represented in Maya art with 8 examples (0.38 %) in the ceramic corpus and 3 examples (0.33 %) in the corpus of monumental art in the present study. Examples of different variations in ceramics and in monumental art are provided in Table 71 below:

Table 71: Examples of type ‘dnm’ nasal motifs (broad and narrow designation) in ceramics and in monumental art

Abbreviation:	Shape:	Examples (photos and drawings):				
dnm	“dorsal nose motif” (actual) nose ornament through the upper septum or dorsum of the nose or attached to the dorsum of the nose					
		K413 / K415	K2206	K3649	K4542	K7107
						
		Tonina: Monument 83 (after Graham and Mathews 1996: 6:113)	Yaxchilan: Lintel 12 (after Graham and von Euw 1977: 3:33)	PNK: stela (after Miller and Martin 2004: Fig. 51)		

⁸³ Besides the material analyzed in the present study, type ‘dnm’ nasal motifs are also found in Late Classic Jaina figurines and urn lid figures from the Guatemalan highlands (see Helmke and Kettunen 2005: 9, 11, and 21).

4.2.9. PAIRED (TYPE '2NM') NASAL MOTIFS

This super-category includes nasal motifs of various designs with a common denominator being composed of two comparable or dissimilar designs on both sides of the nasal area. In profile view the motifs are placed (1) in front or touching the nose and (2) attached or next to the alar-facial groove of the individual possessing the motif. The designation of the motifs in broad classification category is '2nm' (two nasal motifs) but in the narrow distinction category the different variations are allocated designations based on the form of both designs marking the element in front of the nose first, and the element next to the alar-facial groove second. Both designations follow existing typological categories of nasal motifs in the narrow distinction categories. Due to the extreme variability of the motifs in question, the number of diverse motifs is vast in the narrow distinction category, but such a classification is unavoidable if a subtle classification is intended and if one wishes to make a distinction between great variations of dissimilar motifs.

All variants combined, this super-category contains 68 examples (3.19 %) in the ceramic corpus and 35 instances (3.87 %) in the corpus of monumental art of the present study. In the case of ceramics, the distribution of the motifs based on Regional Style is heavily biased towards Codex Style ceramics with a 65.67 % frequency of all type '2nm' nasal motifs. Examples of different variations in ceramics and in monumental art are provided in Table 72 below:

**Table 72: Examples of type '2nm' nasal motifs
(broad designation) in ceramics and in monumental art**

























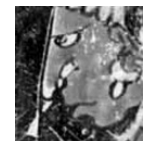











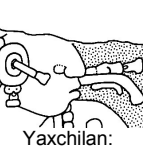







Abbreviation:	Shape:	Examples (photos and drawings):				
2nm	two motifs on both sides of the nose (for further classification see the narrow designation table)					
		K595	K761	K1185	K1226	K1365
						
		Quirigua: Stela F (after Looper 2003: 134)	El Peru: Stela 34 (after Montgomery 1998)	Yaxchilan: Lintel 3 (after Graham & von Euw 1977: 3:17)	Xultun: Stela 5 (after von Euw 1978: 5:23)	Stela 16, Tikal (after Jones and Satterthwaite 1982: Fig. 22)





Table 73: Examples of type '2nm' nasal motifs (narrow designation) in ceramics and in monumental art

Abbreviation:	Shape:	Examples (photos and drawings):				
2nm-(various)	2nm-motif: second designation is the shape of individual motifs; if there are two dissimilar motifs (in profile depictions), the first indicates the motif in front of the nose and the second indicates the motif on the cheek or next to the alar-facial groove or junction					
		K595 2nm-2-part	K5062 2nm-2-part-round	K1566 2nm-BO2	K2294 2nm-BO2-oval	K5002 2nm-BO4
						
		K1648 2nm-BO4-oval	K1566 2nm-ds-round	K1182 2nm-ds-und	K1185 2nm-oval	K1524 2nm-oval-BO2
						
		K4487 2nm-oval-round	K1224 2nm-oval-round	K5123 2nm-round	K3007 2nm-round-sc	K3463 2nm-roundwf-oval
						
		K5033 2nm-sc1	K1365 2nm-sc1-round	K3460 2nm-sc2	K2710 2nm-sc2-oval	K1566 2nm-sc2-round
						
		K3150 2nm-scw/f-BO2	K2799 2nm-unc-oval	K4485 2nm-unc-und	K1489 2nm-und-oval	K1648 2nm-und-sc2
						
		Quirigua: Stela F (afterLooper 2003: Fig. 4.16) 2nm-BO2	Chichen Itza: Capstone 1 (after Grube and Schele 1995: 197) 2nm-BO4	Yaxchilan: Stela 30 (after Tate 1992: Fig. 46 [drawing by Peter Mathews]) 2nm-ds-round	El Peru: Stela 34 (adapted after Montgomery 1998) 2nm-oval	Yaxchilan: Lintel 3 (after Graham and von Euw 1977: 3:17) 2nm-oval
						
		Tikal: Stela 16 (after Jones and Satterthwaite 1982: Fig. 22) 2nm-oval	Yaxchilan: Lintel 13 (after Graham and von Euw 1977: 3:35) 2nm-oval-round	Yaxchilan: Lintel 1 (after Graham and von Euw 1977: 3:13) 2nm-round	Seibal: Stela 17 (after Graham 1996: 7:45) 2nm-round	Quirigua: Stela F (adapted after Looper 2003: Fig. 4.8) 2nm-und

4.2.10. NASAL MOTIFS MOST COMMONLY ATTRIBUTED TO ANIMAL FIGURES











This super-category differs from the previous groups as it is based on agents possessing the motifs rather than on the form of the individual motifs. All motifs in this group could just as well form separate groups as they are widely divergent in shape. However, as they all seem to be associated with animals rather than any other creatures in Maya art, the various motifs are discussed under a single chapter. Examples of each typological group are provided below with a brief description, followed by a discussion of the shape and distribution of the motifs.

Table 74: Examples of type ‘ti’ nasal motifs (broad and narrow designation) in ceramics and in monumental art

Abbreviation:	Shape:	Examples (photos):			
ti	a motif resembling hieroglyphic <ti> syllable				
		K555	K1774	K5356	K5764
		—	—	—	—

A motif resembling hieroglyphic signs T59 and T160 (Thompson 1962: 46 and 448) is to be found associated with zoomorphic and anthropomorphic birds and avian anthropomorphs. In all likelihood, the motif is an integral part of the creatures in question rather than a nasal motif *per se*.

Table 75: Examples of type ‘bf’ nasal motifs (broad and narrow designation) in ceramics and in monumental art

Abbreviation:	Shape:	Examples (photos and drawings):				
bf	“beak feather”					
		K501	K791	K1228	K1261	K1440
						
		Yaxha: Stela 31 (after a drawing by Ian Graham in Grube and Martin 2004: II-72)	Seibal: Stela 1 (after Graham 1996: 7:13)	Seibal: Stela 21 (redrawn after Graham 1996: 7:53)	Palenque: Temple of the, East Jamb (after Robertson 1991: Fig. 43)	Ek Balam: Stela 1 (after a drawing by Alfonso Lacadena in Grube, Lacadena, and Martin 2003: II-36)

A motif resembling a feather is to be found associated with birds, zoomorphic avian creatures, avian anthropomorphs, other zoomorphic creatures, deity figures with beaks, and humanlike figures in avian costumes (see K1440). In some cases, the motif appears to be an integral part of avian creatures but incidents where human or humanlike characters possess the motif, point toward the interpretation that the motif can be classified as a separate nasal motif (see Figure 69).




Figure 69: Examples of type 'bf' nasal motifs in ceramics

It is evident that at least types 'bf' and 'ti' refer to physical features of various species of birds. One candidate is the king vulture (*Sarcoramphus papa*) that in all probability is also the source for the hieroglyphic **ti** (T747) sign (see Figure 70).








Figure 70: Detail from K5764 (adapted after a photo by Justin Kerr) and a photo of a King vulture (*Sarcoramphus papa*; after Meneely n.d. [photo: Belize Zoo])

Table 76: Examples of type 'mo' nasal motifs (broad and narrow designation) in ceramics and in monumental art

Abbreviation:	Shape:	Examples (drawings):				
mo	a motif resembling the hieroglyphic <mo> syllable					
		K595	K1303	K5152	K7226	K8608
		<p>Palace Tablet, Palenque [B9-10] (after Robertson 1985b: 262)</p>				

A motif resembling hieroglyphic sign T582 (Thompson 1962: 207) is to be found associated with toads, fish, and birds in Maya ceramics with toads being the most common possessor of the motif. In the corpus of monumental art of the present study there are no instances of this type of nasal motifs but in the Initial Series of the Palace Tablet at Palenque the motif can be seen attached to the full figure glyph of the twenty day period representing a toad. Whether this motif is an integral part of the creatures possessing them rather than a nasal motif *per se* remains to be uncovered.

Table 77: Examples of type ‘silk’ nasal motifs (broad and narrow designation) in ceramics and in monumental art
















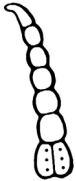




Abbreviation:	Shape:	Examples (drawings):				
silk	thin threadlike design					
		K927	K1698	K3400	K5377	K7009
		—	—	—	—	—

The last motif in the series is a design attributed to various animal figures in Maya art. The motif appears to be a thin threadlike design with a possible association to exhalations. Agents possessing the motif include birds, coatis, deer, dogs, peccaries, jaguars, and various anthropomorphic and zoomorphic creatures such as anthropomorphic deer and foxes, avian zoomorphs, canine anthropomorphs, canine rodents, cervine monkeys, and feline tapirs. In most cases the motif is found in scenes associated with supernatural features, such as *way* creatures. In all likelihood, the motif represents a visible exhalation of particular quality and it can be either classified as a ‘true’ nasal motif or as a mere representation of breath.

4.2.11. OTHER DESIGNS

Other types of nasal motifs include an array of several designs that do not fall into the category of any of the shapes discussed above. Along with the motifs that are too uncommon for typological characterization, there are nasal motifs that are eroded, otherwise damaged, too poorly rendered by the original artist, or too vaguely or imprecisely drawn by a modern illustrator to distinguish details. Moreover, in the case of photographs, the resolution or general size of the photographs may not be large enough for detailed examination of a given motif. In the master tables (catalogs) pertaining to nasal motifs in various media (see Appendices C, D, E, H, and I), these motifs are indicated as being undefined (‘und.’). Regarding nasal motifs that are too uncommon for typological categorization, there are several designs that appear to be either elaborate varieties of a range of ‘standard’ nasal motifs, or an amalgamation of two distinct nasal motifs. However, there are also highly divergent types of nasal motifs that appear very infrequently in Maya art, both in diachronic and synchronic (regional) respect. Also, a number of uncommon nasal motifs appear to be restricted to specific agents, such as a series of motifs attributed to various images of Death Gods in Maya art (see Figure 150). Motifs with such a limited distribution (whether based on time, space, style, media, or agents) are regarded as being uncommon in the typological classification of the present study. Several uncommon motifs are, however, contrasted to existing typological categories of nasal motifs in the present research to expose potential variants of ‘standard’ nasal motifs. In Table 78 several uncommon motifs will be exemplified:

**Table 78: Examples of uncommon (type ‘unc.’) nasal motifs
(broad and narrow designation) in ceramics and in monumental art**

Abbreviation:	Shape:	Examples (photos and drawings):				
unc.	too uncommon for typological characterization					
		 CSU, Fig. 72j	 K114	 K504	 K1214	 K2993
		 K4464	 K5004	 K5876	 K6002	 OG45
		 Caracol: Conchita Capstone (after an unpublished drawing by Nikolai Grube)	 Dos Pilas: Stela 11 (after Houston 1993: Fig. 3-27)	 Dos Pilas: Stela 2 (after Graham 1967: Fig. 7)	 Mayapan: Stela 1 (after Martin and Grube 2000: 228)	 Tikal: Stela 31 (adapted after Jones and Satterthwaite 1982: Fig. 51c)
		 Yaxchilan: Lintel 45 (redrawn after Graham 1979: 3:99)	 Chichen Itza: Stela 2 (redrawn after a drawing by Daniel Graña-Behrens in Grube, Lacadena, and Martin 2003: II-77)	 Aguateca: Stela 2 (redrawn after Graham 1967: Fig. 5)	 Palenque: Bench 9 (after Robertson 1985b: Fig. 432)	 Caracol: Stela 13 (redrawn after Grube and Martin 2004: II-13)

4.3. POSITION OF THE MOTIFS

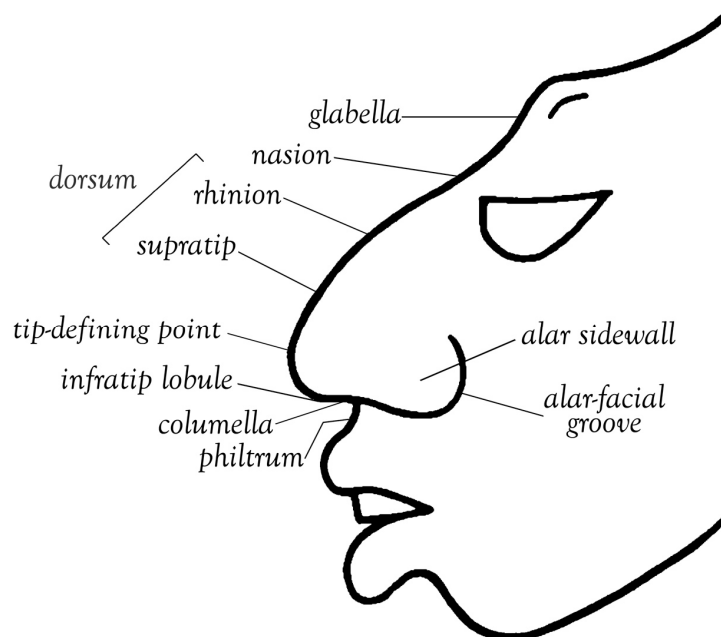


Figure 71: Lateral view of the surface anatomy of the human nasal area (profile head [Lintel 15, Yaxchilan] redrawn after a drawing by Ian Graham in Graham and von Euw 1977: 3:37; image flipped horizontally)

The position of nasal motifs relative to the nasal area is subject at least to the type of the motif and to the material or type of the artwork itself. Overall, the different positions can be grouped into seven categories: touching the nose, touching the nostrils, touching the beak / muzzle / snout, front of the nose, front of the beak / muzzle / snout / nostrils, through the nose, and both sides of the nose (for examples of the various positions, consult Appendix A: Table 126 and Appendix A: Table 127).

Rather than the actual type of the motif, the position of nasal motifs influenced by or subject to the type of the motif can also have other rationale behind the placement of the motif. The reason behind a certain motif being positioned in a certain place might be due to the agent possessing the motif, as is the case of most bone-like nasal motifs that are frequently touching the nostrils of zoomorphic creatures. Also, the *designation* of nasal motifs might already determine the placement of the motif, as is the case in types ‘2nm’ and ‘dnm’ nasal motifs, which restrict the position of the motifs to ‘both sides of the nose’ and ‘touching / through the nose’, respectively.

The position of nasal motifs influenced by the *type* of the artwork itself can straightforwardly be seen from the statistics: while the percentage of nasal motifs touching the nasal area of any agent in monumental art is 89.94 %, the figure in ceramics is only 65.77 % (see Appendix A: Table 132). In the case of noses of human and anthropomorphic beings the figures are even more contrasting: 95.50 % in monumental art and 45.54 % in ceramics (see Appendix A: Table 131). The reason behind this phenomenon is in all likelihood the manner in which the two different types of artwork are executed rather than anything else: whereas carved monuments are executed in a fairly rigid manner, the (painted) ceramic tradition shows more artistic license and fluence in execution partly due to the implements (brush) and substance (paint) that are used in painted ceramics.

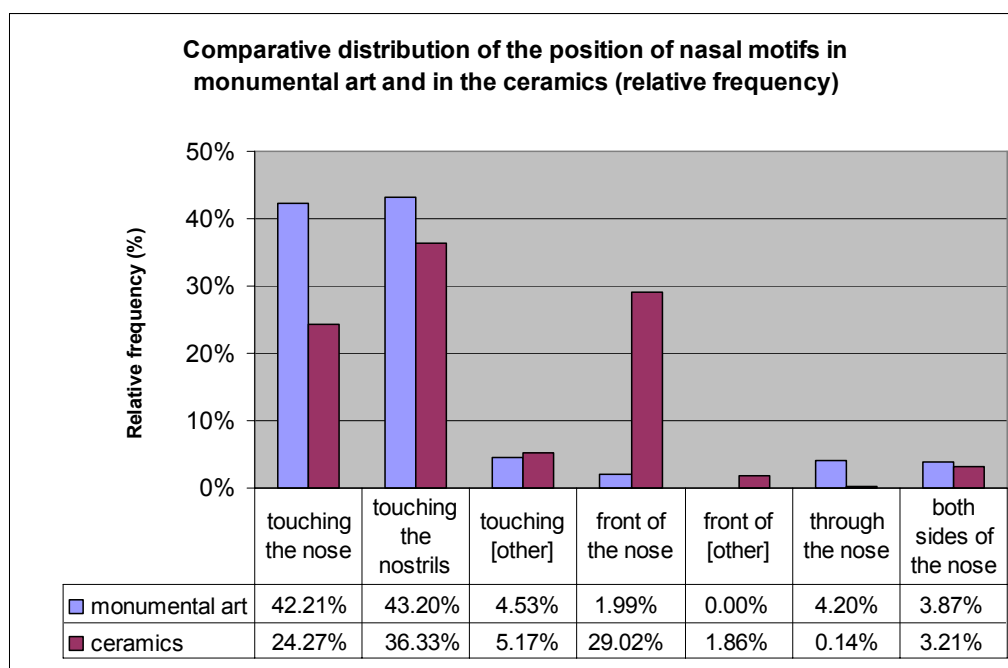


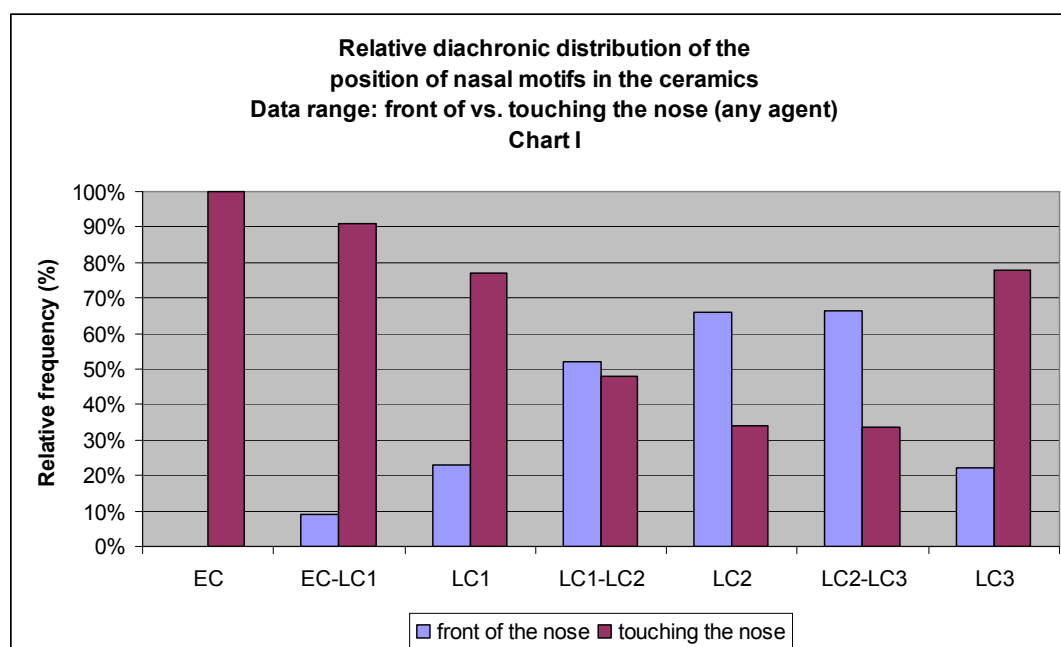
Chart 2: Comparative distribution of the position of nasal motifs in monumental art and in ceramics (relative frequency; for absolute frequencies, consult Appendix A: Table 128 and Chart 1)

As regards the typology of nasal motifs, there is considerable variation as to the position of different motifs. However, it should be noted that the placement of a large number of different types of nasal motifs is governed by the agent possessing the motif, and, as a result, the actual *type* of nasal motifs is in most cases not the decisive factor in relation to the position of the motif. Moreover, the *designation* of a given nasal motif might determine the placement of the motif as noted above. To view the exact statistics pertaining to the various types of nasal motifs in relation to the position, consult Appendix A: Table 138, Appendix A: Table 134, Appendix A: Table 135, and Appendix A: Table 136. For further information on the statistical analyses based on different agents in relation to the typology of nasal motifs in ceramics and in monumental art, see Chapter 5. For further statistics on the placement of nasal motifs in relation to the agents possessing them, see Appendix A: Table 149, Appendix A: Table 150, Appendix A: Table 151, and Appendix A: Table 152.

Regarding the temporal variation in the distribution of the position of nasal motifs, it is more productive to generate statistics based on limited positions and limited agents rather than looking at the entire corpus of nasal motifs. The rationale behind this choice is the fact that taking all positions into account one would distort the diachronic statistics since there are motifs that are always or predominantly found in a specific position in relation to the nasal area, and if these are included, one needs to take into account the diachronic distribution of each motif also. Furthermore, if all agents are included in the general statistics, one would need to take into account agents whose prevalent type of nasal motifs is found predominantly in a certain position (as in the case of type ‘bone’ nasal motifs in connection with dragons and other zoomorphic creatures). Consequently, what follows below is a sample case of a temporal distribution of three interrelated occurrences: (1) nasal motifs that are found either in front of the nose or touching the nose of any agent, (2) nasal motifs that are found either in front of the nose or touching the nose of human and humanlike characters, and (3) type ‘round’ nasal motifs (broad distinction) that are found either in front of the nose or touching the nose of human and humanlike characters in Maya ceramics.

Obviously, in every case all entities whose nasal motifs are touching the nostrils, snout, beak, etc. are not included in the statistics leaving human, humanlike, and anthropomorphic deity figures to be examined in the first case, and only human and humanlike characters in the second and third cases. Although the three series are narrow in scope, the statistical advantage is that the sample is more restricted in range but being large enough in number (1126 examples in the first case, 645 instances in the second case and 167 in the third case). Although the sample in the third case is not sizeable, it has been taken under examination to expose a possible deviation in the first two cases based on typological variation.

Consequently, the statistical disadvantage in the first two cases is the fact that although only characters with nasal motifs either touching or in front of the noses are counted, there is still considerable variance as regards the typology of nasal motifs. Another statistical disadvantage that affects all three cases is the fact that the limited number of examples from the Early Classic, Late Classic 3, and all transitional phases skews the statistics to some extent. The fact still remains that there is a noticeable trend in the temporal distribution even if the different ceramic phases were to be grouped together to form only four time periods. On the other hand, the statistics pertaining to monumental art are completely different due to the distinct prevalence of nasal motifs touching the nose as will be seen after the following charts (see Chart 3 and Chart 4) concerning ceramics:



**Chart 3: Relative diachronic distribution of the position of nasal motifs in ceramics;
data range: front vs. touching the nose of any agent (Chart version I; for exact
statistics, consult Appendix A: Table 137 and Appendix A: Table 138)**

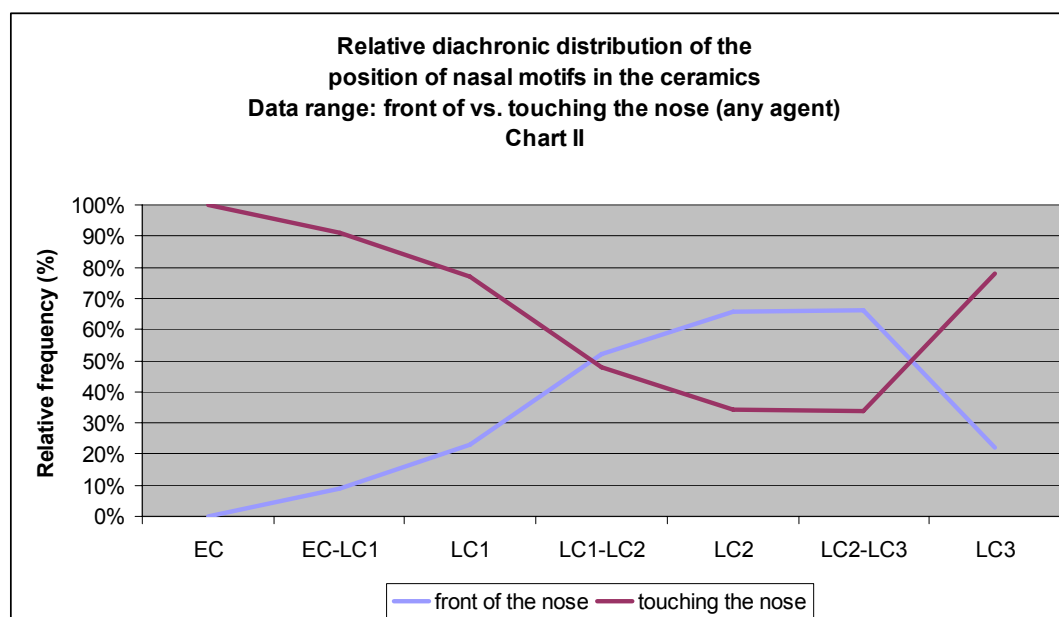


Chart 4: Relative diachronic distribution of the position of nasal motifs in ceramics; data range: front vs. touching the nose of any agent (Chart version II; for exact statistics, consult Appendix A: Table 137 and Appendix A: Table 138)

As can be noticed when viewing the statistics pertaining to ceramics, there is a perceptible tendency in the temporal distribution regarding the position of nasal motifs. The overall trend appears to be that moving from Early Classic period towards the transitional phase between Late Classic 2 and Late Classic 3, the frequency of the position of nasal motifs in front of the nose tends gradually to escalate while the frequency of nasal motifs that are found touching the nose appears to decrease until a dynamic increase in the frequency of nasal motifs that are touching the noses of various characters occurs in the Late Classic Phase 3. As one can observe from Appendix A: Chart 57 and Appendix A: Chart 58 (where only human and humanlike figures are taken into consideration), along with Appendix A: Chart 59 and Appendix A: Chart 60 (where the data range is even more limited – including only type ‘round’ nasal motifs associated with human and humanlike figures), the diachronic pattern pertaining to the position of nasal motifs in ceramics does not change considerably, speaking for a general tendency that does not appear to be agent-dependent or based on the type of nasal motifs (with the exception of particular types of nasal motifs that are almost exclusively positioned touching the nose or emerging from the nostrils, such as various categories of type ‘bone’ nasal motifs with an average of ~95.96 % touching the nasal area; see Appendix A: Table 136).

Regarding the temporal variation in the distribution of the position of nasal motifs in monumental art, it has to be remembered that the overall tendency of the position of nasal motifs in monumental art is profoundly biased towards being found touching the nasal area rather than in front of it. It will be remembered that only 1.99 % of all nasal motifs in monumental art are in front of the nose of various characters while the figure in ceramics is 29.02 %. As suggested in the beginning of this chapter, the reason behind this is, in all likelihood, influenced by the type or material of the artwork itself combined with artistic conventions. Consequently, the temporal variation in the distribution of the position of nasal motifs in monumental art employing equal statistical procedures as in the case of ceramics is to be regarded with caution.

What follows below is an identical statistical procedure of uncovering temporal distribution patterns of three interrelated occurrences as with the ceramics above: (1) nasal motifs that are found either in front of the nose or touching the nose of any agent, (2) nasal motifs that are found either in front of the nose or touching the nose of human and humanlike characters, and (3) nasal motifs of type ‘round’ (broad distinction) that are found either in front of the nose or touching the nose of human and humanlike characters in monumental art. Compared to the figures in ceramics (1126 examples in the first case, 645 instances in the second case, and 167 in the third case), the number of examples in monumental

art is 372, 281, and 91, respectively.⁸⁴ It should also be noted, that the temporal span in the case of monumental art is not identical to that of ceramics, as it includes two further time periods that are absent in the ceramic corpus of the present study. These two eras (Late Preclassic and Postclassic periods) are included in the statistics as they provide additional information on the distribution patterns under scrutiny. Ramification concerning these patterns will be discussed below Chart 5.

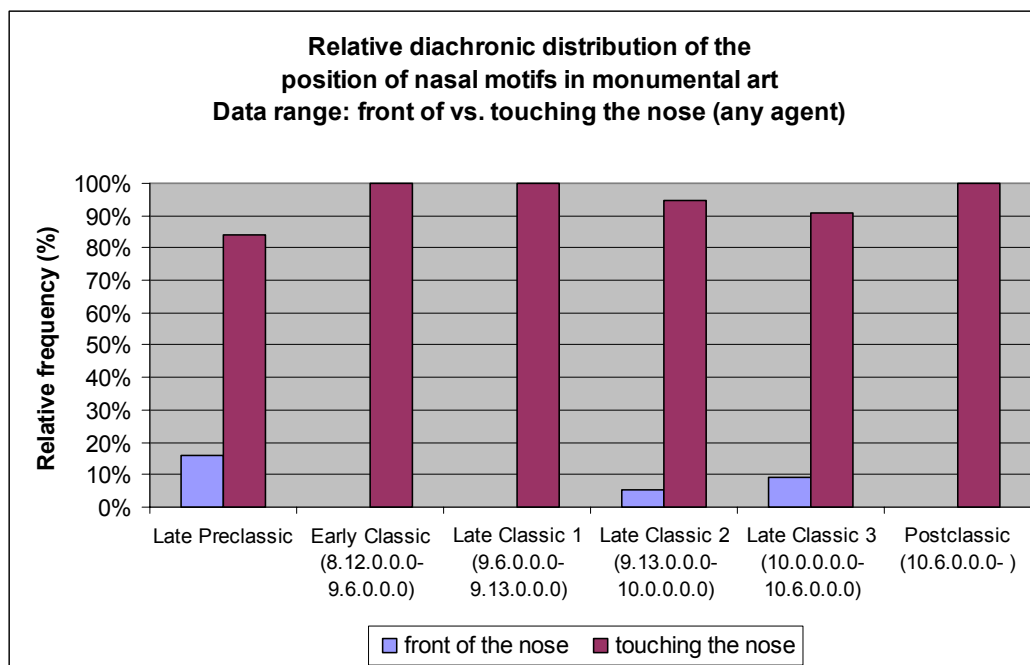


Chart 5: Relative diachronic distribution of the position of nasal motifs in monumental art; data range: front of vs. touching the nose of any agent; for exact statistics, consult Appendix A: Table 143 and Appendix A: Table 144)

What the statistics show in the case of monumental art, is that there are no observable patterns in the distribution compared to the placement of nasal motifs in ceramics. This is, unsurprisingly, due to the fact that the distribution is profoundly biased towards nasal motifs touching the nose and, consequently, the possible underlying patterns are invisible. Since there are only 17 examples of nasal motifs that are found in front of the nose of various characters in the corpus of monumental art in the present study, all occurrences are analyzed below (in chronological order):

⁸⁴ Note that only dated monuments are included in the statistics. What may appear as an inconsistency between tables that show overall statistics of nasal motifs on one hand and tables that show statistics based on temporal distribution on the other, is in reality due to different sets of data. Also, it should be noted that uncertain occurrences of various entries are treated equally with definite cases, i.e., if either the type of the agent or any other entry is presented with a question mark in the master table (see Appendix E) being questionable to some extent, the entry is included in the statistics nonetheless. These questionable occurrences are repeatedly inconsequential as relates to the general statistics, as the doubtfulness in most cases does not change the general status of the entries. To give an example, if one of the agents is marked as 'human figure?' the fact still remains that the agent is human in form and either belongs to the category of human beings or humanlike figures who are treated as one group in the following statistics. However, the overall imprecision in the statistics should be treated as producing a slight error margin which is, to some extent, inconsequential, as minor variance in the distribution patterns are not considered noteworthy in the present study. This, on the other hand, is due to the fact that the corpora in the present study are not all-inclusive, and, therefore, they are inherently present with an 'error margin'.

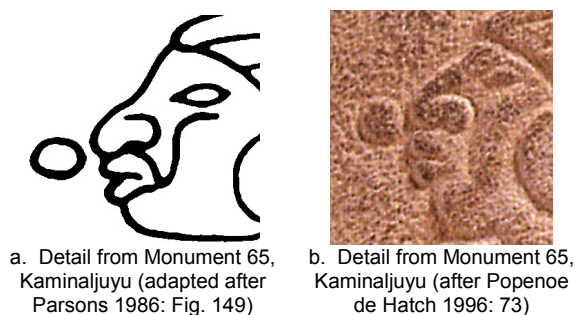


Figure 72: Details from a drawing and photograph of the upper central figure on Monument 65, Kaminaljuyu, Guatemala

(1-3) Kaminaljuyu: Monument 65 (Late Preclassic): Three human figure possessing type ‘round’ nasal motifs in front of their noses. The fact that there is a small gap between the nose and the nasal motif of each figure is either intentional or, conversely, due to the way the monument was executed.⁸⁵ Compared to other more or less contemporary monuments from Kaminaljuyu and the Southern Pacific Coast with human figures possessing round nasal motifs, Stelae 11, 22, and 25 from Kaminaljuyu and Stela 1 from El Baul (dated 7.19.15.7.12) depict nasal motifs touching the nose of various human figures, but Stela 10 from Kaminaljuyu appears to be an unclear case since there are two different drawings of the same monument with two distinct renderings of the nasal motifs and their positions. However, a close examination of the photo and two rubbings of the same monument reveal that there is a slight gap between the nose and the nasal motif of the deity figure (see Figure 73).




Figure 73: Details from two drawings, one photo, and two rubbings of Stela 10, Kaminaljuyu, Guatemala

The position of the nasal motif of the other individual (see Figure 74) remains unrevealed as the face of the character is damaged beyond recognition. According to Robertson (1967: Fig. 2) “[...] the face was intentionally pecked away in ancient times, probably when the sculpture was broken and buried”.

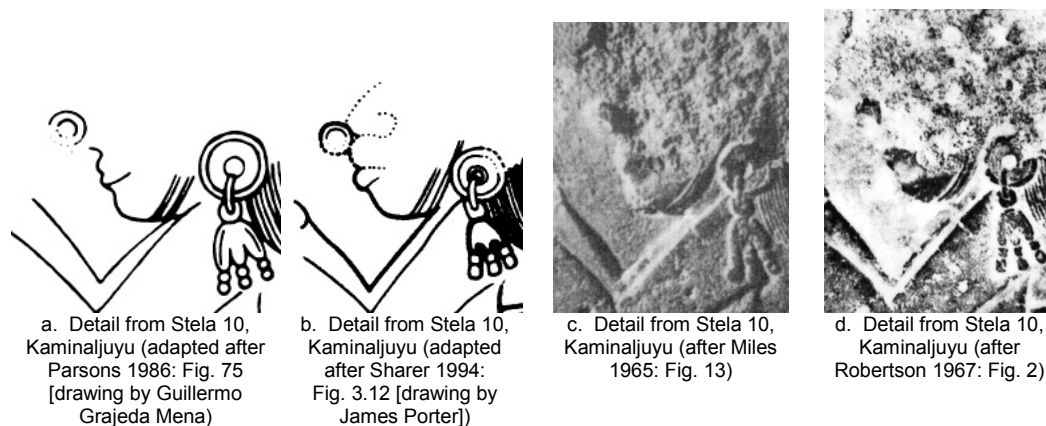


Figure 74: Details from two drawings, a photo, and a rubbing of Stela 10, Kaminaljuyu, Guatemala

⁸⁵ According to Parsons (1986: 58) the figures were carved on a flattened surface “in slightly raised and rounded relief accented by indentations around the edges.”

Regarding the two drawings of the monument, in Guillermo Grajeda Mena's drawing (in Parsons 1986: Fig. 75) the nasal motif of the deity figure is somewhat outside the nose (touching the upper lip) whereas the other figure has a round nasal motif (type 'round / disc' in the typology of the current study) conceivably touching his nose even though the monument is broken in the critical area. On the other hand, in James Porter's drawing (in Sharer 1994: Fig. 3.12) both nasal motifs are clearly touching the noses of the two figures.

Whether the gap on Monument 65 and the possible gap on Stela 11 are due to the carving process rather than the artist intentionally targeting to leave a gap between the two elements of the motifs remains unknown. However, the murals from San Bartolo from roughly the same time period show characters with round nasal motifs that are found in front of their noses (rather than touching them). This could, however, be due to the fact that the murals are painted, and, consequently, not entirely comparable with the carved (southern) examples.



a. Detail from Stela 10, Kaminaljuyu (after Parsons 1986: Fig. 75 [drawing by Guillermo Grajeda Mena])



b. Detail from the San Bartolo mural (after Kaufmann 2003 [reconstruction painting by Heather Hurst])

Figure 75: Comparison between the portrayal of nasal motifs on Stela 10 from Kaminaljuyu and the murals from San Bartolo



Figure 76: Detail from Stela 14, Dos Pilas (after Houston 1993: Fig. 3-24)

- (4) Dos Pilas: Stela 14 (6 Ajaw 13 Muwaan; 9.14.0.0.0): Human figure (Itzamnaaj K'awiil) possessing type 'round' nasal motif in front of his nose. This case is debatable since the round motif seems to be attached to the mask of the figure, i.e., whether the motif is an actual nasal motif or part of the mask remains undecided.




Figure 77: Detail from Stela 2, Dos Pilas (after Graham 1967: Fig. 7)

- (5) Dos Pilas: Stela 2 (Stela 16 in Graham 1967?) (2 Chuwen 4 Pax; 9.15.4.6.11): Human figure (Itzamnaaj K'awiil) possessing an uncommon nasal motif in front of his nose. Since there is a gap between the motif and the nose of the figure, this example is classified as being in front of the nose rather than touching it.



Figure 78: Detail from Stela 33, Naranjo (after Graham 1978: 2:87)

- (6) Naranjo: Stela 33 (12 Ajaw? 8 Pax; 9.17.10.0.0?): Human figure (K'ahk' Ukalaw Chan Chaahk) possessing a type '3 knots w/f' nasal motif in front of his nose. There is a visible gap between the motif and the nose of the figure, and although it is difficult to tell from the drawing (or the photo) of the monument whether the motif extends all the way to the nose or not, this example is classified as being in front of the nose rather than touching it.




Figure 79: Detail from Stela 7, Aguateca (after Graham 1967: Fig. 17)

- (7) Aguateca: Stela 7 (11 Ajaw 18 Mak; 9.18.0.0.0): Human figure (Tahn? Te' K'inich) possessing a type 'ds' nasal motif in front of his nose. Although most (95.12 %) nasal motifs of type 'ds' are touching the noses of the agents possessing them (rather than being positioned in front of the nose), the figure on Stela 7 from Aguateca has a perceptible gap between the motif and his nose. However, while some of the type 'ds' nasal motifs are straightforwardly comparable to other types of nasal motifs, there are instances when the motif is clearly an abbreviated form of a mask (see Proskouriakoff 1950: 59), and cases in which the motif is portrayed in such a manner that it is evidently intended to represent a mask. This is undoubtedly the case in Stela 7 since the motif continues all the way to the headdress of the figure. The reason why this example is included in the corpus is the fact that it is difficult and ultimately impossible to make a clear distinction between stylized masks, abbreviated masks, and nasal type 'ds' nasal motifs (see Figure 80 below).




Figure 80: Variations in the portrayal of 'dragon snout' masks and abbreviated masks or type 'ds' ('dragon snout') nasal motifs

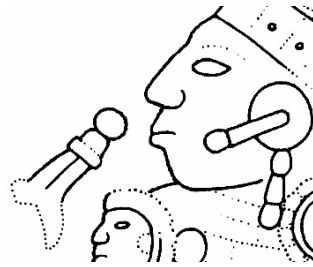


Figure 81: Detail from Stela 1, Ixkun (modified after Graham 1980: 2:139)

- (8) Ixkun: Stela 1 (11 Ajaw 18 Mak; 9.18.0.0.0) Human figure possessing a type 'sc w/f' nasal motif in front of his nose. This is one of the few clear cases of nasal motifs positioned in front of the nose of any agent in monumental art.



Figure 82: Detail from Stela 4, Ixkun (after Graham 1980: 2:148)

- (9) Ixkun: Stela 4 (ca. 9.18.0.0.0): Human figure possessing a type 'sc / sc1' nasal motif in front of his nose. Comparable to Stela 1 from Ixkun, this example, although weathered, seems to portray the nasal motif outside the nose of the agent possessing it.



Figure 83: Detail from Capstone 15, Ek Balam (drawing by Alfonso Lacadena in Grube, Lacadena, and Martin 2003: II-26)

- (10) Ek Balam: Capstone 15 (ca. 9.18.0.0.0): Human figure (Ukit Kan Le'k Tok' [as Maize God?]) possessing a type 'sc w/f' nasal motif in front of his nose. The motif is clearly outside the nose of the dignitary but as in the case of other painted monuments and artifacts, the rationale may rest in the execution (i.e., painted rather than carved) of the monument.

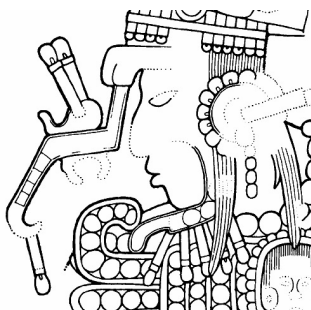


Figure 84: Detail from Stela 2, Machaquila (adapted after Graham 1967: Fig. 44)

- (11) Machaquila: Stela 2 (10 Ajaw 8 Sak; 9.18.10.0.0): Human figure (Aj Ho' ...?) possessing a type 'ds' nasal motif in front of his nose. As in the case of Stela 7 from Aguateca, the figure on Stela 2 from Machaquila has a perceptible gap between the motif (or the mask) and his nose. As with Stela 7 from Aguateca, the motif is portrayed in such a manner that it is evidently intended to represent a mask.



Figure 85: Detail from the mural of Room 2, Structure 1, Bonampak (adapted after Ruppert, Thompson, and Proskouriakoff 1955: Fig. 28 [reconstruction painting by Antonio Tejeda])

- (12) Bonampak: Mural, Room 2, Structure 1 (12 Ajaw 18 Muwaan; 9.18.10.2.0): Human figure in a cartouche possessing a type 'ds' nasal motif in front of his nose. This is yet another example of 'dragon snout' nasal motifs that are difficult to classify either belonging to the sphere of nasal motifs or abbreviated masks. As in the case of Capstone 15 from Ek Balam, along with numerous painted ceramics, the motif is clearly outside the nose of the individual but whether the rationale behind the placement is intentional or due to the type of the artwork, remains unrevealed. The motif itself is rendered in rather different form from those of carved monuments having a base reminiscent of a flower or an ear spool from where the square-nosed or square-snouted motif emanates. The motif has parallels in other types of artwork as can be seen from the examples in Figure 86 and Figure 87 below:




Figure 86: Examples of square-snouted (and comparable) nasal motifs in Maya art

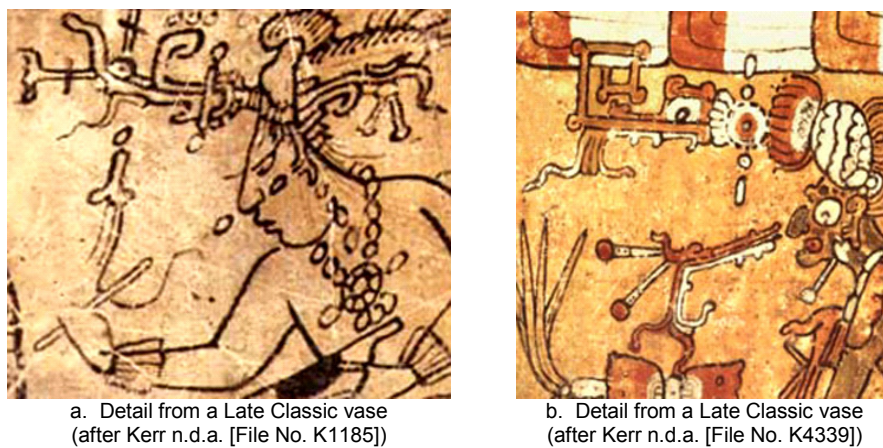


Figure 87: Examples of dragon snout headdress appendages in Maya ceramics



Figure 88: Detail from Stela 8, Santa Rosa Xtampak (after Proskouriakoff 1950: Fig 85b)

- (13) Santa Rosa Xtampak: Stela 8 (ca. 10.0.0.0.0) Human figure possessing a type 'sc w/f' nasal motif in front of his nose. The motif is parallel to the one portrayed on Stela 4 from the same site (see Figure 93 below).



Figure 89: Detail from Stela 14, Seibal (adapted after Graham 1996: 7:39)

- (14) Seibal: Stela 14 (ca. 10.2.0.0.0): Human figure possessing type 'sc w/f' nasal motif in front of his nose. Along with the example from Stela 1, Ixkun, this is one of the few clear cases of nasal motifs positioned in front of the nose of any agent in monumental art.



Figure 90: Detail from Stela 1, Santa Rosa Xtampak (after Proskouriakoff 1950: Fig. 86b)

- (15) Santa Rosa Xtampak: Stela 1 (ca. 10.3.0.0.0 [according to Graña-Behrens 2002: 175]): Human figure possessing a type 'sc w/f'? nasal motif in front of his nose. Although the monument is badly weathered, parallel examples (stelae 4 and 8 [see below and above, respectively]) speak for the interpretation (with reservations) that the motif is of type 'sc w/f' and it is positioned in front of the nose of the individual.



Figure 91: Detail from Lintel 1, Yula (adapted after a drawing by Ian Graham in Grube, Lacadena, and Martin 2003: II-48)

- (16) Yula : Lintel 1, front side, central section (8 K'an 2 Pop ; 10.2.4.8.4): Human head emerging from the mouth (buccal cavity) of an avian creature. The figure has a type 'round w/f' nasal motif in front of his nose. Although the motif is clearly positioned outside the nose of the figure, the placement may be accidental. As numerous monuments from the Classic era show meticulous execution with fine distinctions, this late monument is noticeably inferior in relation to the proficiency of the artist. Consequently, the placement of the motif is in all likelihood random rather than intentional (compare the monument to Lintel 2 from the same site [Figure 92]).




Figure 92: Lintels 1 and 2 from Yula



Figure 93: Detail from Stela 4, Santa Rosa Xtampak (adapted after a drawing by Daniel Graña-Behrens in Grube, Lacadena, and Martin 2003: II-78)

- (17) Santa Rosa Xtampak: Stela 4 (2 Tun in 10 Ajaw [10.4.2.0.0]): Human figure possessing a type ‘sc w/f’ nasal motif in front of his nose. Along with other late monuments, Stela 4 from Santa Rosa Xtampak is noticeably substandard to the Classic period monuments, and the placement of the nasal motif is in all likelihood due to casual execution reminiscent to some extent of the fluence of painted ceramics.

All in all, out of the 17 examples in the corpus there are only 8 transparent cases of ‘standard’ nasal motifs found in front of noses of various individuals. With the exception of the ambiguous Late Preclassic examples, most other cases are late in date with all 8 apparent occurrences being post-9.18.0.0.0 in date. As stated before, the most feasible explanation for the lack of nasal motifs positioned in front of noses of various characters in monumental art has in all probability to do with artistic conventions and practices than anything else. However, the noticeable temporal trend in the case of ceramics is intriguing and requires further scrutiny.

Regarding the overall distribution of nasal motifs pertaining to different *agents* in Maya art, there is an expected variation in the statistics (Appendix A: Table 149, Appendix A: Table 150, Appendix A: Table 151, and Appendix A: Table 152). These patterns are obviously subject to the types of nasal motifs possessed by the different agents, as noted above. The various designations of different positions also determine, to a great extent, in which position the nasal motifs are in relation to the nasal area of a given agent. For example, since the physical or hypothetical nasal area of most animal and zoomorphic beings in the present study is either labeled as snout, muzzle, or beak (rather than nose *per se*) and since most nasal motifs pertaining to zoomorphic figures emanate from the nostrils of the creature (rather than being positioned outside or touching the tip of the snout or nasal area in general), the distribution of the positions relating to the nose are somewhat restricted to encompass only human beings, humanlike figures, anthropomorphic beings (including deities), and animals with factual noses (such as monkeys).

5. STATISTICAL ANALYSES OF NASAL MOTIFS IN MAYA ART

5.1. GENERAL STATISTICS

5.1.1. CERAMICS

The source material for ceramics in this study is composed of 1571 ceramic vessels depicting any type of agent (ceramic corpus A) whereof 1514 vessels (ceramic corpus A') derive from a closed sample set.⁸⁶ Out of these 1514 vessels, 747 vessels (ceramic corpus B) have nasal motifs on them. Consequently, the 747 ceramic vessels are the primary source material for ceramics in the present study (see Table 79).⁸⁷

Out of the 747 vessels only 39 vessels (~5.22 %) are securely provenienced, i.e., archaeologically excavated.⁸⁸ However, out of the 708 vessels whose provenience is not known (PNK) a total of 383 vessels⁸⁹ can be attributed to regional style⁹⁰ designations and/or have toponymic information or

⁸⁶ The ceramic corpus is primarily based on Justin Kerr's (1989, 1990, 1992, 1994, 1997, 2000, and n.d.a.) photos on Maya ceramics supplemented with various other photos and drawings of both unprovenienced and provenienced ceramics. The ceramic corpus A is composed of whole or slightly damaged ceramic vessels depicting any type of agent, whether in the form of human beings, humanlike figures, deities, zoomorphs, or animals. The ceramic corpus A consists of vessels (with agents on them) in the Kerr corpus, in Culbert 1993 (Tikal), in Smith 1955 (Uaxactun), and in Willey, Leventhal, Demarest, and Fash 1994 (Copan). Additional vessels depicting nasal motifs (57 in total) that do not appear in the aforementioned sources include ceramic vessels in Coe 1975, 1978, and 1982, Martin and Grube 2000, Mayer 2004, Reents-Budet 1994, Robicsek 1978, Robicsek and Hales 1981, and Schele and Miller 1986. For statistical reasons, these 57 vessels are excluded in the analyses relating to any statistics pertaining to the comparison of scenes with nasal motifs and scenes without them. Consequently, a designation A' is given to the ceramic corpus that excludes these 57 vessels to avoid distorting the (closed) sample set.

⁸⁷ In the initial stage of the present research, 2573 ceramic vessels in total were examined. Out of these 2573 vessels 1002 examples had no agents on them (being either plain or having only hieroglyphs and/or iconography without any characters on them). Consequently, these 1002 ceramic vessels are not included in the statistics to follow.

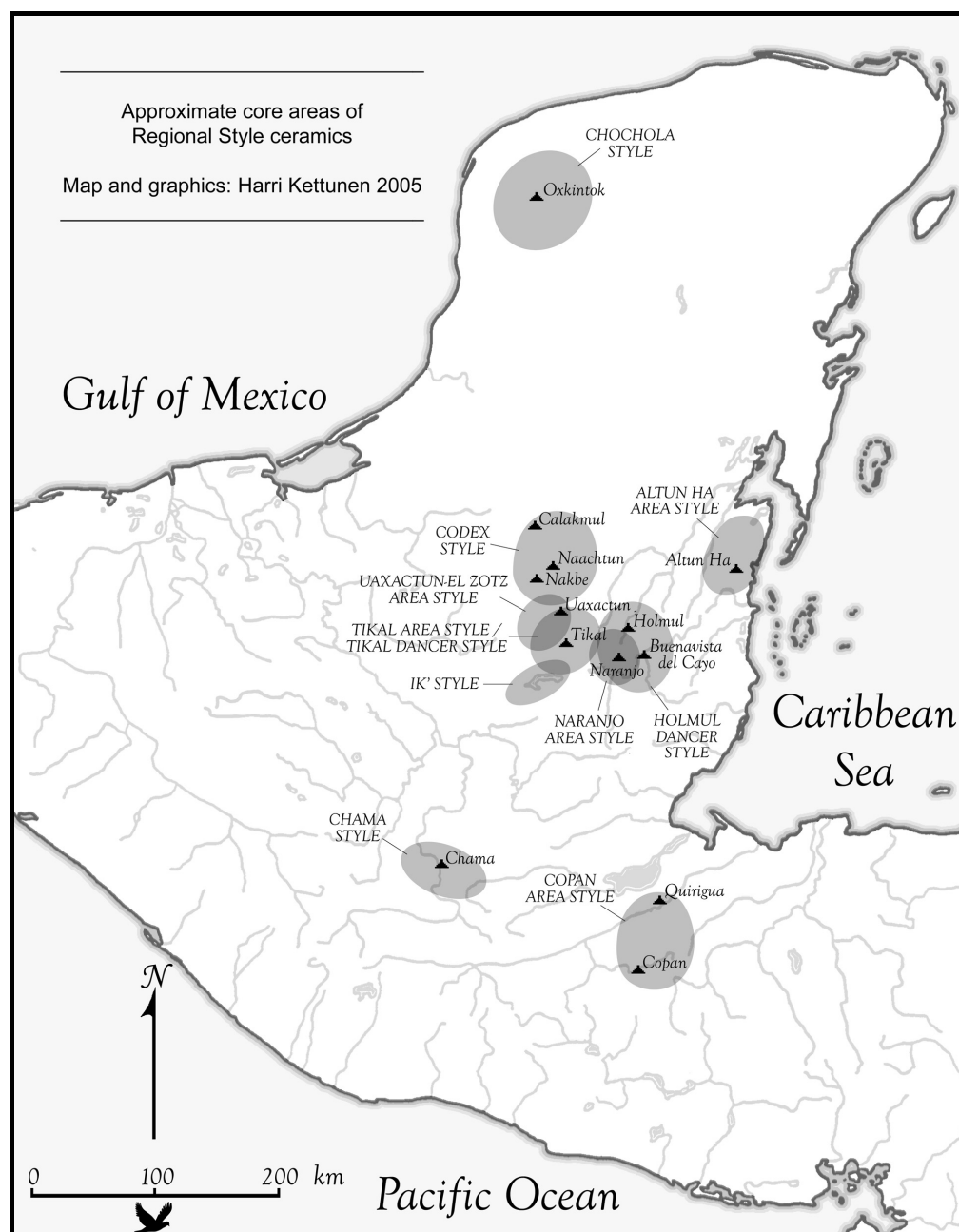
⁸⁸ The provenienced ceramics are primarily from Uaxactun (Smith 1955, Vol. II), Tikal (Culbert 1993), and Copan (Kerr n.d.a; Willey, Leventhal, Demarest, and Fash 1994). Consequently, the distribution of provenienced ceramics is rather biased – a fact that needs to be taken into account in the synchronic analyses of the ceramic vessels. As a result, rather than having provenienced ceramics as a basis for synchronic analyses, I have seen fit to build the analyses based on regional style. Furthermore, regional style designation provides information on the stylistic patterns of Maya ceramics, which is considerably more informative in the light of the present study than the archaeological context. Besides Copan, Tikal, and Uaxactun, single examples of excavated ceramic vessels in the corpus of the present study originate from Becan (K2703), Buenavista del Cayo (K4464), Seibal (K2696), and Sacul (Mayer 2004: Figs. 1 and 2).

⁸⁹ In addition to these vessels, at least 5 of the provenienced vessels can be attributed to regional style or have toponymic information other than the area of their actual provenience. For example, K2704 was excavated at Tikal but the vessel itself is a Naranjo Area Style vase and has a personal name (Aj Wosaaj) and toponymic information (Wak Kab'[nal]) written in the PSS text connecting it to Naranjo; K4464 was excavated at Buenavista del Cayo but the regional style is Holmul Dancer (Eastern Peten / general Naranjo area) and the vase has toponymic information relating to Naranjo; KHM2004 (Mayer 2004: Figs. 1 and 2) was excavated at Sacul, but the toponymic information (Wak Kab'[nal]) connects it to Naranjo; CSU:Fig.2b was excavated at Uaxactun but the vessel fragment itself is of Naranjo Area Style.

⁹⁰ As regards the analysis of the regional style and phase dating of unprovenienced ceramics examined in this study, I am heavily operating with unpublished research results based on cooperation with Christophe Helmke over the past five years, and on published analyses in Reents-Budet 1994. For the map of approximate core areas of Regional Style designated ceramics, see Map 2.

personal names in the hieroglyphic texts.⁹¹ The overall distribution of Regional Style designated vessels in the ceramic corpus B is presented in Table 80, while the diachronic distribution is shown in Table 81 and Table 82 (see also the overall diachronic distribution of vessels with nasal motifs [i.e., ceramic corpus B] in Appendix A: Chart 63). It will be noticed that the corpus of Regional Style designated vessels is heavily biased towards Codex Style ceramics as they seem to constitute the single largest group of unprovenienced vessels in private collections and museums.

Toponymic information in the ceramic corpus B is presented in Table 83 with records of personal names shown in Table 84. These surveys were performed in order to further narrow down the regional origin of the vessels. However, it should be kept in mind that toponymic information and records of personal names do not always designate the actual origin of the ceramics vessels (see Footnote 89).



Map 2: Approximate core areas of Regional Style ceramics examined in this study

⁹¹ Note that some of these labels in the following charts are overlaying, i.e., a text in a given vessel can provide both toponymic information and records of personal names. Also, a given vessel can be designated to regional style *and* have toponymic information and/or personal names on it.

Table 79: Initial statistics of ceramic corpora examined in this study

Designation:	Ceramic corpus A	Ceramic corpus A'	Ceramic corpus B
Total number of vessels	1571	1514	747
Number of provenienced vessels	144	143	39
Number of unprovenienced vessels	1427	1371	708
Number of vessels with agents	1514	1514	747
Number of vessels with nasal motifs	747	747	747
Number of vessels with nasal motifs on principal agents	658	658	658
Supernatural scenes	893	845	495
Realistic / historical scenes	336	335	57
Difficult to define scenes	342	334	106

Table 80: Distribution of Regional Style designated vessels in the ceramic corpus B

Style:	definite:			probable:			all:	
	number:	relative to definite:	relative to all:	number:	relative to probable:	relative to all:	number:	relative:
Altun Ha Area Style	1	(0.30%)	(0.26%)	0	(0.00%)	(0.00%)	1	(0.26%)
Black and White Style	4	(1.21%)	(1.04%)	0	(0.00%)	(0.00%)	4	(1.04%)
Chama Style	22	(6.67%)	(5.74%)	20	(37.74%)	(5.22%)	42	(10.97%)
Chochola Style	13	(3.94%)	(3.39%)	4	(7.55%)	(1.04%)	17	(4.44%)
Codex Style	207	(62.73%)	(54.05%)	3	(5.66%)	(0.78%)	210	(54.83%)
Copan Area Style	0	(0.00%)	(0.00%)	1	(1.89%)	(0.26%)	1	(0.26%)
Holmul Dancer Style	23	(6.97%)	(6.01%)	1	(1.89%)	(0.26%)	24	(6.27%)
Ik' Style	7	(2.12%)	(1.83%)	8	(15.09%)	(2.09%)	15	(3.92%)
Naranjo Area Style	17	(5.15%)	(4.44%)	5	(9.43%)	(1.31%)	22	(5.74%)
Tikal Area Style	11	(3.33%)	(2.87%)	7	(13.21%)	(1.83%)	18	(4.70%)
Tikal Dancer Style	6	(1.82%)	(1.57%)	2	(3.77%)	(0.52%)	8	(2.09%)
Uaxactun-El Zotz Area Style	19	(5.76%)	(4.96%)	2	(3.77%)	(0.52%)	21	(5.48%)
Total:	330	(100%)		53	(100%)		383	(100%)

Table 81: Diachronic distribution of Regional Style designated vessels in the ceramic corpus B

Regional Style:		EC1-3	EC3-LC1	LC1	LC1-LC2	LC2	LC2-LC3	LC3	Total:
Altun Ha Area Style	definite	0	0	0	0	1	0	0	1
	probable	0	0	0	0	0	0	0	0
Black and White Style	definite	0	0	0	0	4	0	0	4
	probable	0	0	0	0	0	0	0	0
Chama Style	definite	0	0	0	0	22	0	0	22
	probable	0	0	0	0	20	0	0	20
Chochola Style	definite	0	0	0	0	12	1	0	13
	probable	0	0	0	0	1	2	1	4
Codex Style	definite	0	0	0	0	206	1	0	207
	probable	0	0	0	0	3	0	0	3
Copan Area Style	definite	0	0	0	0	0	0	0	0
	probable	0	0	0	0	1	0	0	1
Holmul Dancer Style	definite	0	0	0	0	22	2	0	24
	probable	0	0	0	0	0	0	0	0
Ik' Style	definite	0	0	0	0	7	0	0	7
	probable	0	0	0	0	8	0	0	8
Naranjo Area Style	definite	0	0	17	0	0	0	0	17
	probable	0	0	5	0	0	0	0	5
Tikal Area Style	definite	0	1	0	0	8	2	0	11
	probable	0	0	1	1	5	0	0	7
Tikal Dancer Style	definite	0	0	1	1	4	0	0	6
	probable	0	0	2	0	0	0	0	2
Uaxactun-El Zotz Area Style	definite	0	0	5	4	10	0	0	19
	probable	0	0	0	0	2	0	0	2
Total:		0	1	31	6	336	8	1	383

Table 82: Diachronic distribution of Regional Style designated vessels in the ceramic corpus B (definite and probable styles merged; for exact statistics, consult Table 81)

Regional Style:	EC3-LC1:	LC1:	LC1-LC2:	LC2:	LC2-LC3:	LC3:	Total:
Altun Ha Area Style				1			1
Black and White Style				4			4
Chama Style				42			42
Chochola Style				13	3	1	17
Codex Style				209	1		210
Copan Area Style?				1			1
Holmul Dancer Style				22	2		24
Ik' Style				15			15
Naranjo Area Style		22					22
Tikal Area Style	1	1	1	13	2		18
Tikal Dancer Style		3	1	4			8
Uaxactun-El Zotz Area Style		5	4	12			21
total	1	31	6	336	8	1	383

According to Reents-Budet (1994: 229, endnote 75) the Naranjo Area Group-style dates to the Tzakol III ceramic phase, i.e., A.D. 495–593, but as the time span of Tzakol III has been adjusted by Joseph Ball to A.D. 495–544 (*ibid.*), the Naranjo Area Group-style dates, accordingly, from Tzakol III to early Tepeu I (*ibid.*). In the present study, the Naranjo Area Group-style ceramics fall into the Late Classic Phase 1, or A.D. 550–700. In all probability most of the ceramic vessels in this group date to the early stage of Late Classic Phase 1 (ca. A.D. 550–600) or to the transitional phase between Early Classic 3 and Late Classic 1 (A.D. 530–570).⁹² As the phase divisions are somewhat indistinguishable and as the time span of Late Classic Phase 1, especially, is rather extensive, the phase dating of Naranjo Area Group-style ceramics is to be regarded in this light in the statistics to follow.

Table 83: Toponymic information in the ceramic corpus B

Toponym / Emblem Glyph:	Number of occurrences:
4 Pet	1
13 Tzuk	5
Chatahn	21
Copan EG	1
Hlix Witz	1
Ik' (Motul de San José EG)	5
K'antu'maak (Caracol EG)	1
K'anwitznal (Ucanal EG)	2
Knot Eye	1
Mutul (Tikal EG)	3
Naachtun?	1
Pa'chan (Uaxactun EG)	6
Saal (Naranjo EG)	4
To'ok' Witz	3

⁹² A piece of information revealing that the tradition extended at least to the very end of the 6th century is that the name of the king of Naranjo, Aj Wosaaj (who reigned from A.D. 546 to at least A.D. 615), is mentioned in the PSS texts on six Naranjo Area Style bowls in the Kerr corpus (namely K681, K1558, K2704, K4562, K5042, and K5746). Another bowl is illustrated in Martin and Grube (2000: 71) on which the name of Aj Wosaaj is followed by a 3 Winaakhaab' Ajaw title, yielding the date of the bowl anywhere from A.D. 573 to 592 and beyond depending on the date of the birth (ca. A.D. 534) in reference to the accession of the king and the production of the vase.

Table 84: Records of personal names in the ceramic corpus B

Name:	Toponym:	Number of occurrences:	Source:
Yax Pahsaj	Copan	1	K3296
Yich'aak K'ahk'	<i>Hiix Witz</i>	1	K3844
Yajawte' K'inich	<i>Ik'</i> (Motul de San José)	1	K791
Yet? K'inich	<i>Ik'</i> (Motul de San José); <i>13 Tzuk</i>	1	K4120
Itzamnaaj B'ahlam	<i>K'anwitznal</i> (Ucanal)	1	K1698
Animal Skull	<i>Mutul</i> (Tikal)	2	K1261; MBD, Fig. 57
Chak Tok Ich'aak	<i>Mutul</i> (Tikal)	1	K8009
Sihyaj Chan K'awiil	<i>Mutul</i> (Tikal)	1	Martin and Grube 2000: 34
Aj Wosaaj	<i>Saal</i> (Naranjo)	7	K681; K1558; K2704; K4562; K5042; K5746; K7716
K'ahk' Tihliw Chan Chaahk	<i>Saal</i> (Naranjo)	3	K927; K4464; K7750
Ixik Une' B'ahlam	<i>Saal</i> (Naranjo)	1	K7750
K'ahk' Ukala'w Chan Chaahk	<i>Saal</i> (Naranjo)	1	K7750
K'inich Tajal Chaahk	<i>Saal</i> (Naranjo)	1	K5458
Sihyaj Chan K'awiil	<i>Namaan</i> (<i>Chatahn</i>)	1	K1670
Ixik Yohl Ch'e'en	<i>To'ok' Witz</i>	1	K5976
Titomaj? K'awiil	(<i>Chatahn</i>)	1	MBD, Table 23F
Yo(p)aat? B'ahlam	(<i>Chatahn</i>)	1	K1560
Tutum? K'in Chaahk	(<i>5 Pet</i>)	1	K7524
? Chan K'inich	(<i>13 Tzuk</i>)	1	K1837
K'inich Lamaw Ek'	(<i>13 Tzuk</i>); Río Azul? / Motul de San José?	1	K7720
B'ahe'w? Chan To'ok'	?	1	K7669
B'olon Chan Chij	?	1	K4988
Ixik Yax ? Ahk?	?	1	K3844
Sak ? K'inich?	?	1	K3844
Sakik'al Ek'	?	1	K3844
Sihyaj Chan	?	1	K5763
Tob'oot?? B'ahlam	?	1	K3433

5.1.2. MONUMENTAL ART

The corpus of monumental art in this study comprises of 417 monuments from 73 sites in the Maya area with a time span from Late Preclassic to Late Postclassic periods.⁹³ Included in this category are all monuments and artworks associated with architecture, such as ballcourt markers, benches, capstones (whether carved or painted), door jambs and lintels, façades, murals, panels, piers, platforms, stairways, and tablets, as well as freestanding monuments, such as altars and stelae. On the whole, the corpus produced comprises sculpture, architecture, and paintings associated with architecture.

Since murals are not traditionally included under the designation 'monumental art' and since it will be seen that the presence and absence of nasal motifs associated with individuals depicted in murals distort the statistics, special attention is given to the treatment of murals in the analyses below. Excluded from the present corpus are monuments that are either eroded, defaced, or otherwise damaged beyond recognition in the nasal area of portrayed characters. Also excluded are three-

⁹³ For a list of sources consulted to compile the corpus, see Table 17 in Chapter 1.1.

dimensional monuments where the placement of most nasal motifs is either next to impossible or not practiced by the artists.⁹⁴

Table 85: Initial statistics of the corpus of monumental art examined in this study

Designation:	Monumental art:
Total number of monuments	417
Number of monuments with nasal motifs on principal agents	198
Supernatural scenes	18
Historical or realistically depicted human figures portrayed in scenes with supernatural aspects	108
Realistic / historical scenes	231
Difficult to define scenes	60

⁹⁴ Given the fact that three-dimensional monuments are excluded from the present study, it should be noted that statistics involving sites such as Copan, Quirigua, and Tonina are to be regarded in the light of the present corpus. Moreover, quite often the nasal area of individuals depicted in three-dimensional sculpture is either partially or entirely eroded or intentionally defaced, so most such monuments would not be included in the corpus anyway. Whether the nasal area plays a significant role in the belief system of the Ancient Maya and, consequently, whether noses of the individuals depicted in the monuments were damaged in the antiquity for this very reason is a question that will be touched upon in Chapter 7.

5.2. DISTRIBUTION OF NASAL MOTIFS: STATISTICAL ANALYSES PERTAINING TO THE PRESENCE AND ABSENCE OF NASAL MOTIFS

5.2.1. ANALYSES BASED ON VARIOUS SCENE CATEGORIES

The object of science, properly so called, is the knowledge of laws and relations. To be able to distinguish what is essential to this end, from what is only accidentally associated with it, is one of the most important conditions of scientific progress. (Boole 1854: 39)

An examination focusing on the distribution patterns of scenes including or excluding nasal motifs was carried out on 1514 ceramic vessels (ceramic corpus A') and on 417 monuments employing the basic techniques of Boolean algebra (Boole 1854). The following designations (treated as variables) were created and, subsequently, all scenes were analyzed and given true/false values based on these designations:

1. Any key figure or figures in the scene having a nasal motif
2. Clearly realistic or historical scene without any indications of a supernatural world
3. Supernatural scene with one or many indications of unrealistic, non-historical, or supernatural world
4. Scene that is difficult to label to either of the two preceding designations above

The first designation means that only main figures (principal agents) in each scene were taken into account. This excludes all heads of human beings, deities, and animals that might be parts of costumes or iconography within the scene (e.g., deity heads on pillars in palace scenes in the case of ceramics).⁹⁵ The second designation involves scenes that can be identified as historical or otherwise realistically rendered scenes without any suggestions to a supernatural world (i.e., deities, imaginary creatures, or supernatural motifs). Nasal motifs themselves were not treated as supernatural motifs to avoid circular argumentation. The third designation includes scenes with any type of supernatural indications and the fourth designation was created to host all scenes on which defining the status is difficult or impossible.

This survey was initially carried out for ceramics to differentiate realistic scenes from supernatural scenes. However, in the course of the research, it became evident that the distinction is extremely difficult to make in many cases as it is difficult to tell which features and aspects are to be considered supernatural. Moreover, the elastic nature in Maya art to blend supernatural features into historical scenes adds considerably to the problem. Consequently, the designations given above are to be considered theoretical and speculative, and only as a means to expose potential wide-ranging distribution patterns.

In the case of monumental art the problem is even more evident as there are numerous scenes where historical figures are depicted in supernatural settings or accompanied by supernatural characters (such as deities and imaginary creatures) or supernatural attributes (such as unnatural body parts). As the individuals in these monuments are historical but the scenes themselves have supernatural attributes, a new designation ('historical or realistically depicted human figures in scenes with supernatural aspects') was created to host these scenes in the statistics to follow. However, the focal point in this analysis is to expose patterns between the distribution of unproblematic cases of supernatural scenes especially, as opposed to (relatively) clear cases of realistic or historical scenes in order to find out whether nasal motifs are more prevalent in either circumstance.

The results of the statistics are the following: Out of the 1514 ceramic vessels, 658 examples portray nasal motifs on principal agents (i.e., excluding nasal motifs attributed to headdress figures and other

⁹⁵ In the case of ceramics, vessels without any agents were also marked for statistical reasons but they were left out of the current study due to the fact that the statistics are redundant in the light of the present research.

secondary agents⁹⁶) giving a ~43.46 % frequency of the presence of at least one nasal motif attributed to *any key figure or figures* in any scene (any vessel) in the Maya ceramic corpus A' (see Chart 6 and Chart 8). In the case of monumental art, 198 examples out of the 417 monuments portray nasal motifs on principal agents, providing a ~47.48 % frequency of the presence of at least one nasal motif attributed to *any key figure or figures* in any monument (see Chart 7, Chart 8, and Appendix G).

Taking into consideration the error margin based on the size of the sample, one must interpret these statistics with caution. At first glance the statistics are somewhat unexpected as the scenes in ceramics are customarily considered to be more 'otherworldly' than those of monumental art (i.e., providing that most nasal motifs connote supernatural aspects, as seems to be the case based on the statistics provided in Chart 10). However, one must consider that the statistics presented above are based on individual *scenes* on ceramic vessels and monuments (i.e., per ceramic vessel / monument) rather than on individual *characters*, and as there are generally more agents per scene in ceramic vessels as there are in monuments,⁹⁷ the statistics are somewhat distorted.

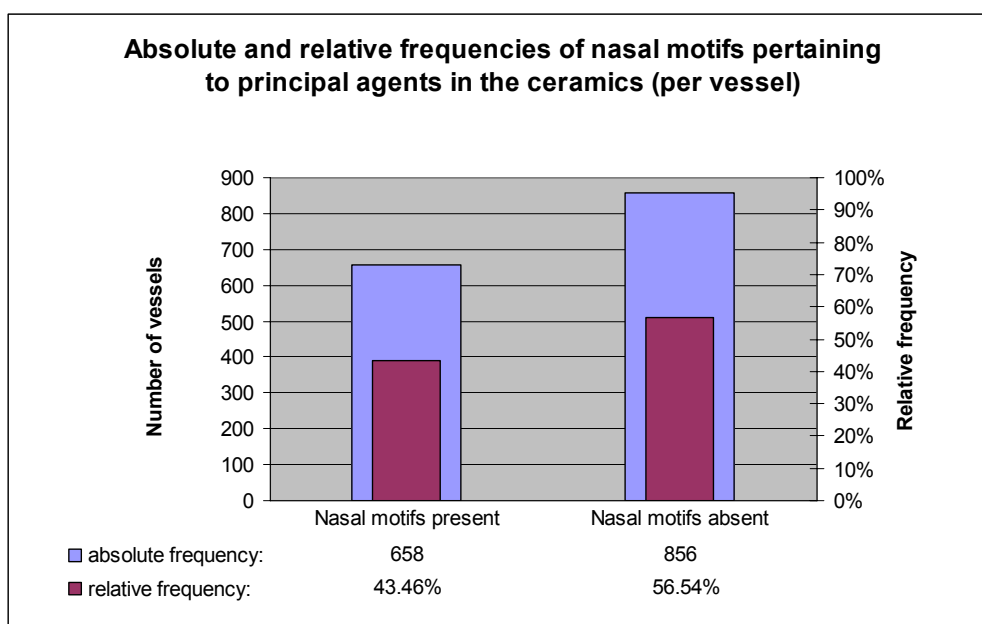


Chart 6: Nasal motifs pertaining to principal agents in ceramics (per vessel)

⁹⁶ In contrast, out of the 1514 vessels (corpus A') 747 vessels (corpus B) portray nasal motifs with *any* actor (i.e., including nasal motifs attributed to headdress figures and other secondary agents mentioned above) giving a ~49.34 % frequency of the presence of at least one nasal motif attributed to *any agent* in any scene in the Maya ceramic corpus A'.

⁹⁷ The average number of principal agents in the ceramic corpus A is ~4.46 per ceramic vessel, whereas in monumental art it is ~2.61 per monument (and if murals are excluded the average number is ~1.87).

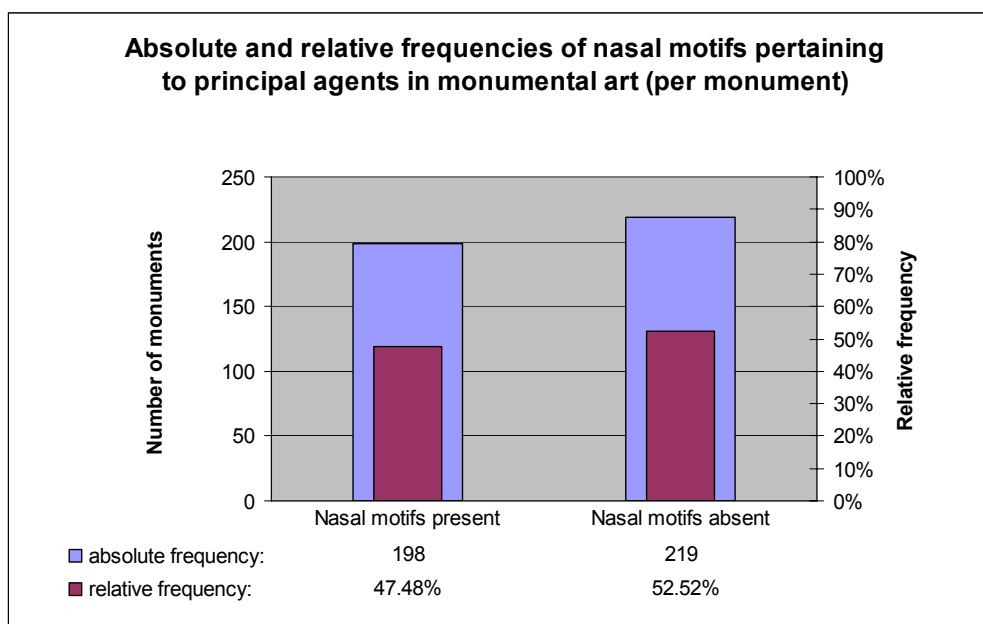


Chart 7: Nasal motifs pertaining to principal agents in monumental art (per monument)

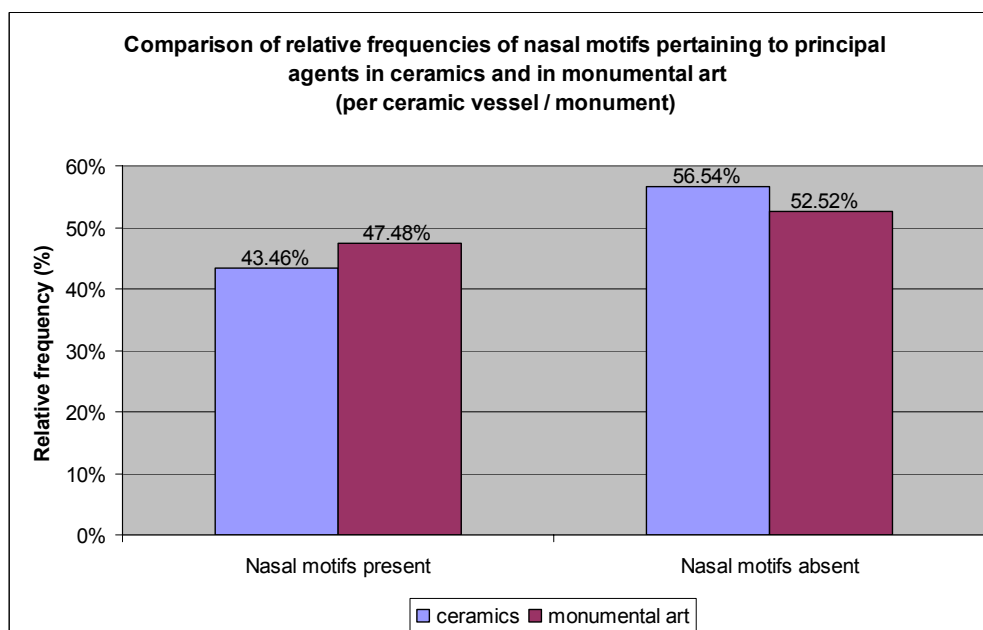


Chart 8: Comparison of relative frequencies of nasal motifs pertaining to principal agents in ceramics and in monumental art (per vessel / monument)

With regard to the distribution patterns of realistic or historical scenes vs. supernatural scenes pertaining to the presence and absence of nasal motifs in ceramics, the statistics are as follows: of the 1514 vessels mentioned (corpus A'), 845 (~55.81 %) depict supernatural scenes, 335 (~22.13 %) are clearly realistic or historical scenes, and 334 (~22.06 %) fall into the 'difficult to define' category. Out of the 845 supernatural scenes, 489 examples (~57.87 %) portray nasal motifs on principal figures, out of the 335 realistic or historical scenes 57 examples (~17.01 %) depict nasal motifs on principal figures, and out of the 334 'difficult to define' scenes 106 examples (~31.74 %) have nasal motifs on principal figures in them (see Chart 9 and Chart 10).

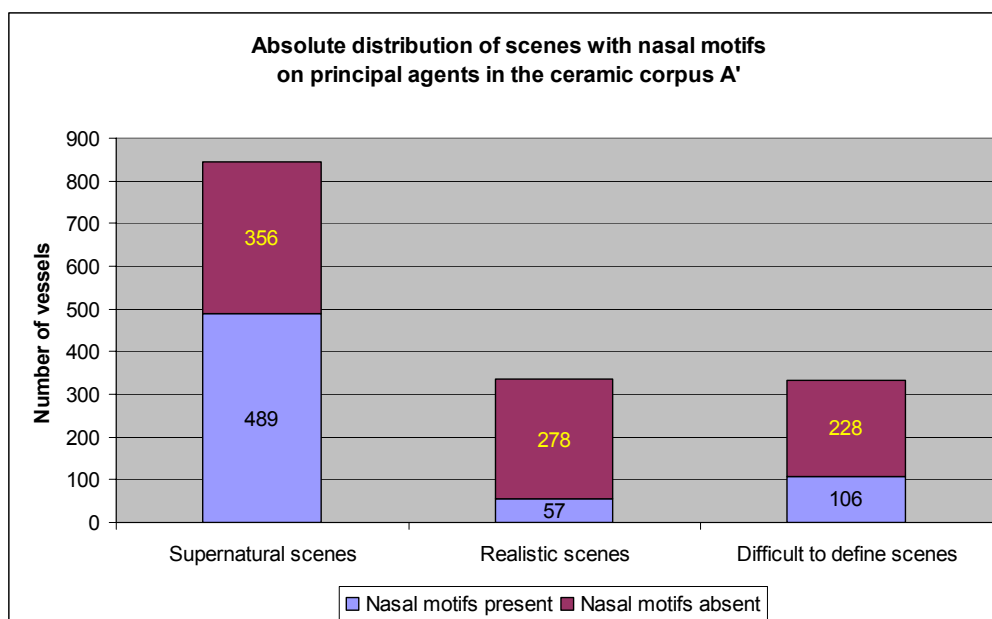


Chart 9: Absolute distribution of scenes with nasal motifs on principal agents in the ceramic corpus A'

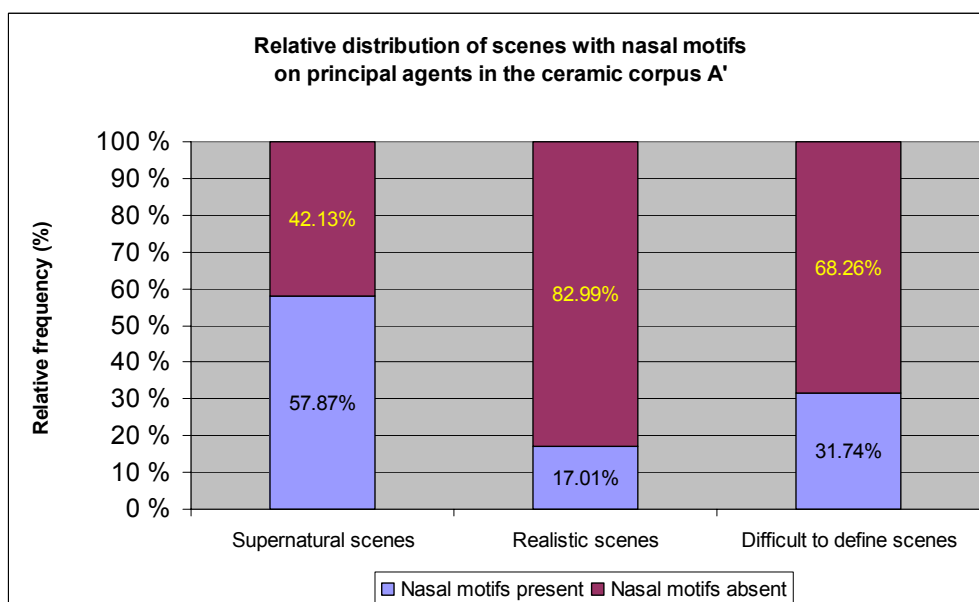


Chart 10: Relative distribution of scenes with nasal motifs on principal agents in the ceramic corpus A'

In the case of monumental art, the scenes were divided into four, rather than three, categories as in the case of ceramics. An additional category labeled 'historical or realistically depicted human figures in scenes with supernatural aspects' was created, as stated above, to host scenes where either historical figures or realistically depicted human figures interact with supernatural beings or they are surrounded by aspects from the supernatural world (see, e.g., Stela 1 at Caracol and Stela 5 at Piedras Negras). When comparing the statistics between ceramics and monumental art, this additional category was merged with the 'difficult to define' category to make the two distribution sets comparable.

Regarding the distribution patterns pertaining to the presence and absence of nasal motifs in monumental art, the statistics are as follows: of the 417 monuments examined, 231 (~55.40 %) depict historical or otherwise realistic scenes, 108 (~25.90 %) are scenes where historical or realistically depicted human figures are portrayed in scenes with supernatural aspects, 18 (~4.32 %) portray supernatural scenes, and 60 (~14.39 %) fall into the 'difficult to define' category. Out of the 231 historical or otherwise realistic scenes 86 examples (~37.23 %) depict nasal motifs on principal

figures. Out of the 108 scenes where historical or realistically depicted human figures are portrayed in scenes with supernatural aspects, 58 examples (~53.70 %) depict nasal motifs on principal figures. Out of the 18 supernatural scenes 12 examples (~66.67 %) portray nasal motifs on principal figures. Lastly, and out of the 60 ‘difficult to define’ scenes, 41 examples (~68.33 %) have nasal motifs on the principal figures in them (see Table 86 and Chart 11).

As can be noticed, the frequency of nasal motifs pertaining to historical or otherwise realistic scenes in monumental art is higher than in ceramics (see Chart 12). However, it should be noted that historical scenes are far easier to be identified in the case of monumental art than in ceramics, and, consequently, the relative frequency of ‘difficult to define’ scenes is higher in ceramics than in monumental art. This fact makes the comparison of historical or otherwise realistic scenes between ceramics and monumental art rather difficult. Conversely, clear cases of supernatural scenes are less indecisively comparable in this respect, and it can be noticed (see Chart 12) that there is only a marginal difference (~8.80 %) in the distribution between ceramics and monumental art pertaining to the presence and absence of nasal motifs in relation to supernatural scenes.

Table 86: Distribution of the presence and absence of nasal motifs in various scenes in monumental art

	historical/ realistic scenes	historical or realistically depicted human figures in scenes with supernatural aspects	supernatural scenes	'difficult to define' scenes	total
nasal motifs present	86 (37.23%)	58 (53.70%)	12 (66.67%)	41 (68.33%)	197 (47.24%)
nasal motifs absent	145 (62.77%)	50 (46.30%)	6 (33.33%)	19 (31.67%)	220 (52.76%)
total	231 (100.00%)	108 (100.00%)	18 (100.00%)	60 (100.00%)	417 (100.00%)

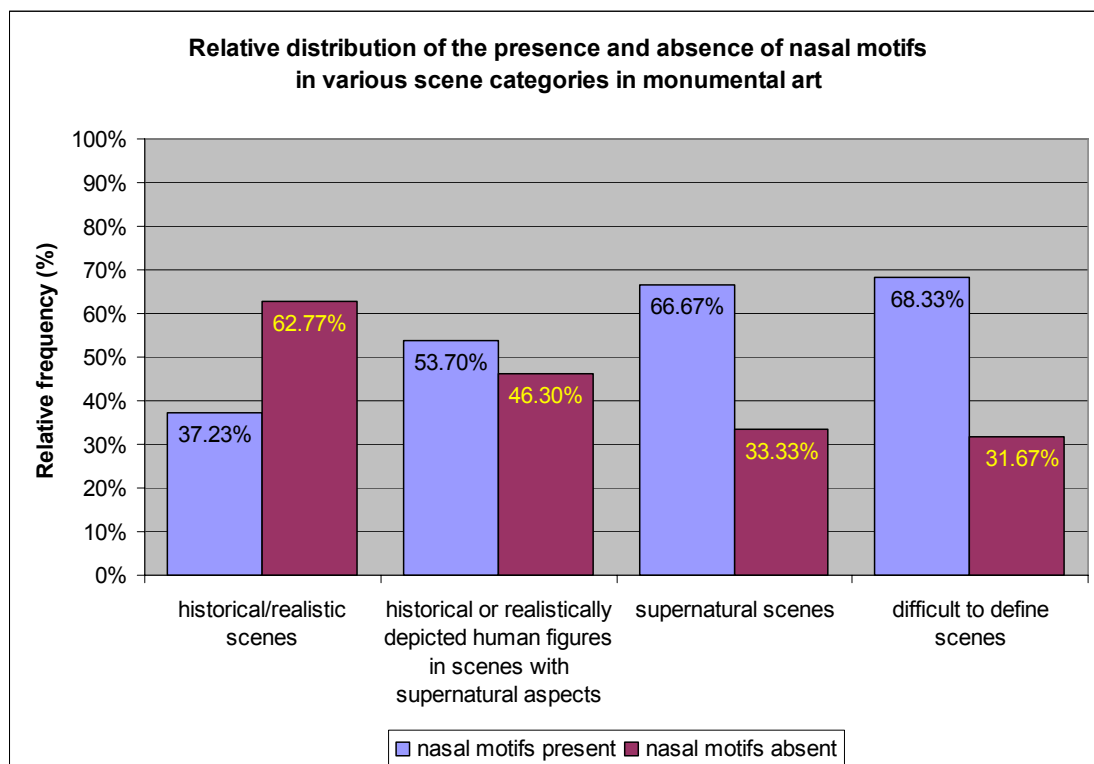


Chart 11: Relative distribution of the presence and absence of nasal motifs in various scenes in monumental art

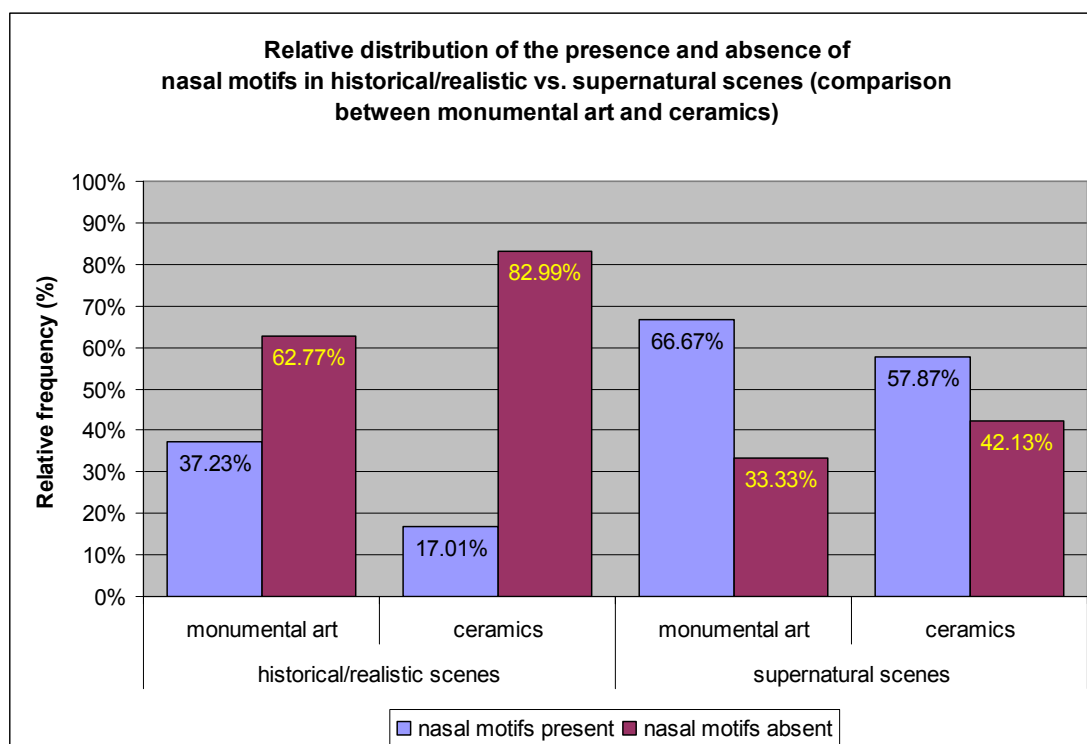


Chart 12: Relative distribution of the presence and absence of nasal motifs in various scenes in monumental art (comparison between monumental art and ceramics)

Looking at the statistics, it is easy to see that the occurrence of nasal motifs in supernatural scenes is considerably higher than in realistic or historical scenes. Therefore, a preliminary conclusion can be made that nasal motifs play a more significant role in the realm of supernatural world than in the natural world of the Maya. Consequently, what seems to be a *prima facie* anomaly are the realistically rendered or historical scenes depicting nasal motifs. These occurrences are examined next to reveal patterns in relation to the presence of nasal motifs outside the scenes portraying supernatural world.

Table 87: Distribution of scene categories (ceramic corpus B) of Regional Style designated vessels

Regional Style:	Supernatural scenes:		Realistic scenes:		Scenes that are difficult to define:		Total:	
Altun Ha Area Style	1	100.00%	0	0.00%	0	0.00%	1	100%
Black and White Style	3	60.00%	0	0.00%	2	40.00%	5	100%
Chama Style	22	52.38%	11	26.19%	9	21.43%	42	100%
Chochola Style	14	82.35%	1	5.88%	2	11.76%	17	100%
Codex Style	191	90.95%	0	0.00%	19	9.05%	210	100%
Holmul Dancer Style	25	89.29%	0	0.00%	3	10.71%	28	100%
Ik' Style	6	40.00%	8	53.33%	1	6.67%	15	100%
Naranjo Area Style	25	92.59%	0	0.00%	2	7.41%	27	100%
Tikal Area Style	5	27.78%	11	61.11%	2	11.11%	18	100%
Tikal Dancer Style	4	50.00%	0	0.00%	4	50.00%	8	100%
Uaxactun-El Zotz Area Style	18	90.00%	0	0.00%	2	10.00%	20	100%
Unspecified	265	74.44%	30	8.43%	61	17.13%	356	100%
Total:	579	77.51%	61	8.17%	107	14.32%	747	100%

It is noteworthy that 30 out of the 61 examples of realistic scenes depicting nasal motifs with principal agents are either Chama Style (11 examples), Tikal Area Style (11 examples), or Ik' Style (8 examples) ceramics (see Table 87).

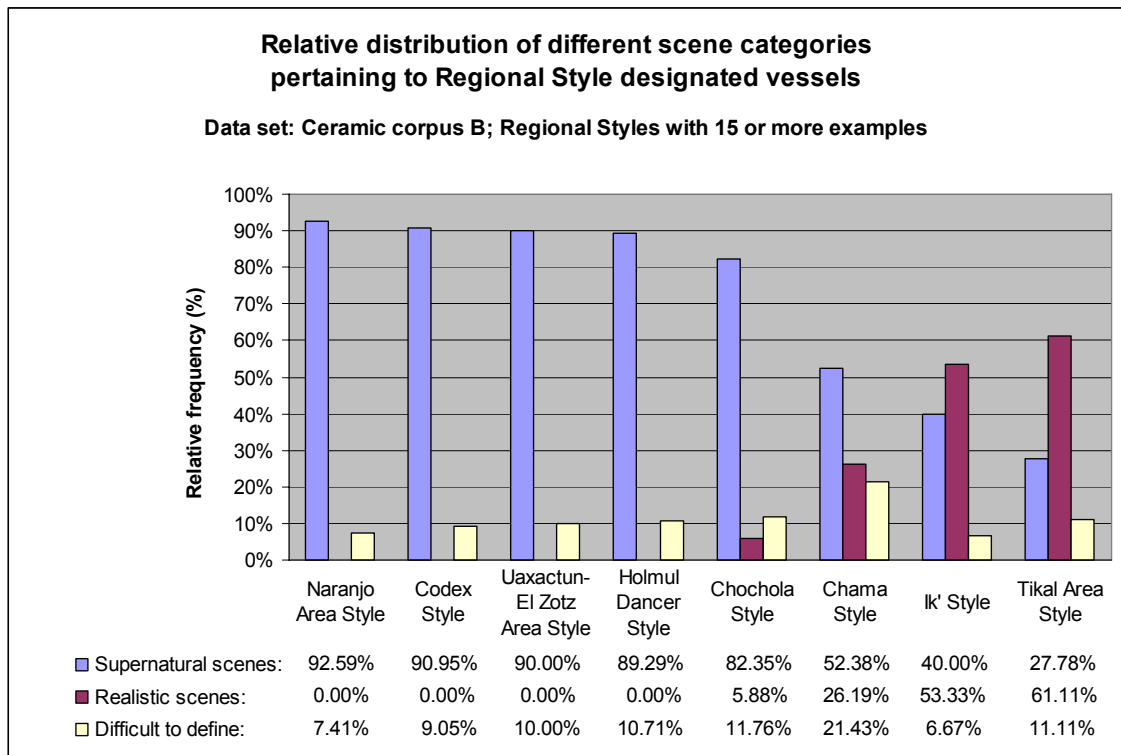


Chart 13: Distribution based on regional style of realistic scenes depicting nasal motifs with principal agents (ceramic corpus B)

The relative diachronic frequency of vessels depicting nasal motifs on principal agents in clearly realistic scenes (relative to phase dating) is shown in Chart 14. As can be observed, the highest frequency of realistic scenes falls into the period encompassing the Late Classic Phases 1 and 2.

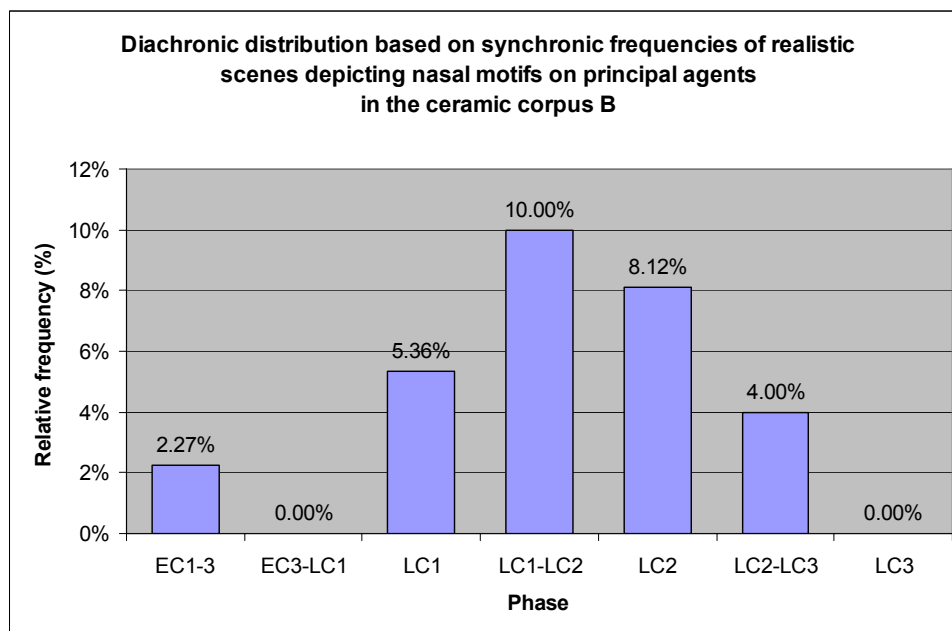


Chart 14: Diachronic distribution based on synchronic frequencies of realistic scenes depicting nasal motifs on principal agents in the ceramic corpus B

5.2.2. AGENT-FOCUSING ANALYSES

In addition to looking at patterns pertaining to different *scenes* in ceramics and in monumental art in relation to the presence and absence of nasal motifs, the patterns were also examined based on *individual agents* depicted in various scenes. Consequently, statistical analyses based on individual characters were made in order to unveil possible distributional variations between ceramics and monumental art, and to expose potential regional differences (primarily on monumental art) in relation to the frequency of the presence and absence of nasal motifs. These patterns are considered below.

Regarding the principal figures in monumental art, the statistics pertaining to the presence and absence of nasal motifs are obviously different from those focusing on individual *scenes*. Of the 1089 principal agents studied, 293 (~26.91 %) possess nasal motifs leaving 796 (~73.09 %) principal agents without them (see Chart 15). When principal agents portrayed on murals are excluded, the figures are as follows: out of 781 principal agents 277 (~35.47 %) possess nasal motifs leaving 504 (~64.53 %) without them (see Chart 16). As regards the principal figures in ceramics, statistics pertaining to the presence and absence of nasal motifs are the following: out of 5209 principal agents studied, 1464 (~28.11 %) possess nasal motifs leaving 3745 (~71.89 %) principal agents without them (see Chart 17).

As in the case of individual scenes, statistics based on individual agents between monumental art and ceramics are rather unexpected. As it has been established (see Chart 9, Chart 10, Chart 11, Chart 12, and Table 86), the frequency of nasal motifs is significantly higher in supernatural scenes than in realistic or historical scenes – a fact that one could have been able to anticipate merely by looking at any sizeable sample of portrayals of various characters in Maya art. However, what appears to be somewhat unexpected is the fact that the relative frequency of principal figures possessing nasal motifs is higher in monumental art (murals excluded) than in ceramics – taking into consideration that the pictorial themes depicted in ceramics have frequently (see e.g., Coe 1975: 8, Coe 1982: 10, Coe 1992: 221, Hammond 1990: 266, and Miller 1986: 157) been considered to deal mostly with ‘otherworldly’ matters⁹⁸ (in contrast with the post-Proskouriakoffian bias on the historical nature of the themes in monumental art).

Although the frequency of scenes with (obvious) supernatural aspects is, indeed, higher in ceramics than in monumental art (~55.81 % and ~30.22 % in the corpora of the present study, respectively⁹⁹), and although the frequency of nasal motifs is higher in supernatural than in realistic or historical scenes, the frequency of nasal motifs (whether per scene or per agent) is generally higher in monumental art than in ceramics. This fact seems to be in contradiction with classic syllogism (or deductive argument) in which a conclusion follows from two (or more) premises:

- A: the frequency of supernatural scenes is higher in ceramics than in monumental art
- B: the frequency of nasal motifs is higher in supernatural scenes than in any other scene
- C: *the frequency of nasal motifs is higher in ceramics than in monumental art

This *prima facie* anomaly is in reality a logical delusion as the conclusion cannot be drawn from the premises due to the fact that the number and, consequently, the frequency of nasal motifs in ceramics and in monumental art in relation to the scene category can be anything, provided that the premises (A and B) are taken into consideration.

⁹⁸ This belief probably has roots in publications and exhibitions concentrating on ceramics with predominantly supernatural themes (e.g., Coe 1973, Coe 1978, Robicsek and Hales 1981) and particularly on the pursuit initiated by Coe (1973) to find parallels between Popol Vuh and the pictorial themes in Classic Maya ceramics.

⁹⁹ In the case of monumental art, the frequencies of supernatural scenes and scenes where historical or realistically depicted human figures are portrayed alongside with supernatural aspects are combined (see page 172).

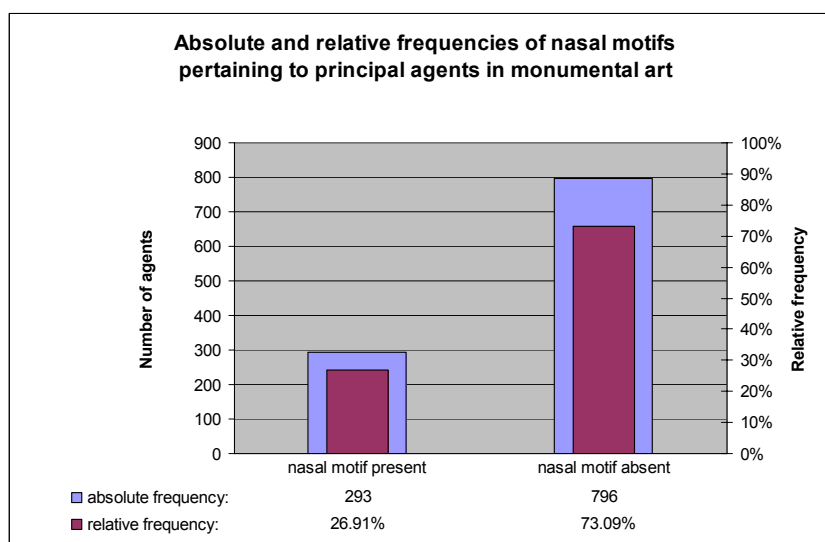


Chart 15: Nasal motifs pertaining to principal agents in monumental art

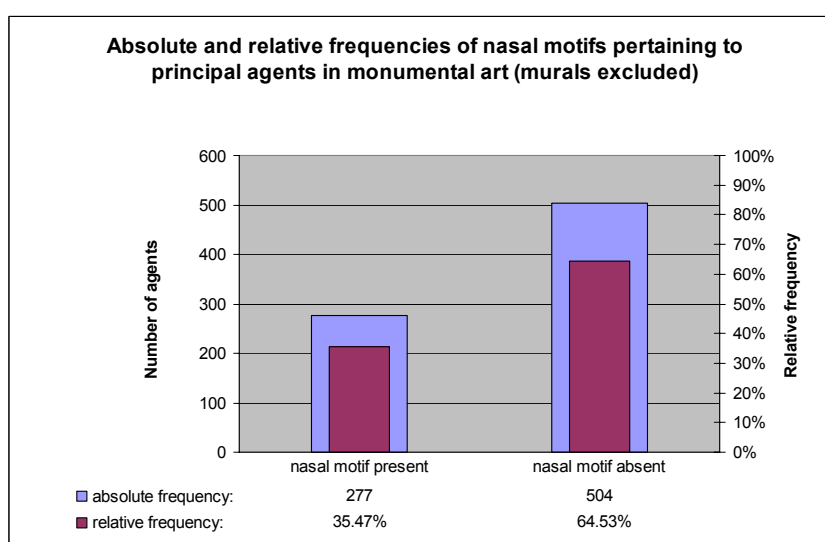


Chart 16: Nasal motifs pertaining to principal agents in monumental art (murals excluded)

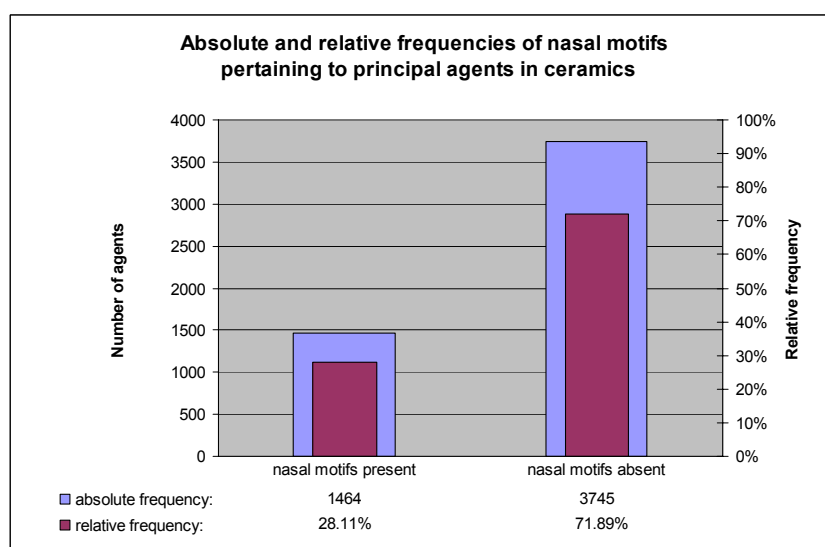


Chart 17: Relative frequency of nasal motifs pertaining to principal agents in ceramics

Besides looking at patterns pertaining to principal figures in general, distribution patterns were also examined based on various agents. Regarding the variation in the distribution of nasal motifs pertaining to human and deity figures in monumental art, it can be observed (see Chart 18) that deity figures – although poorly represented compared to human figures – are more frequently associated with nasal motifs than human figures with the frequencies being ~52.17 % (24 instances out of 46) and ~24.90 % (246 instances out of 988), respectively.

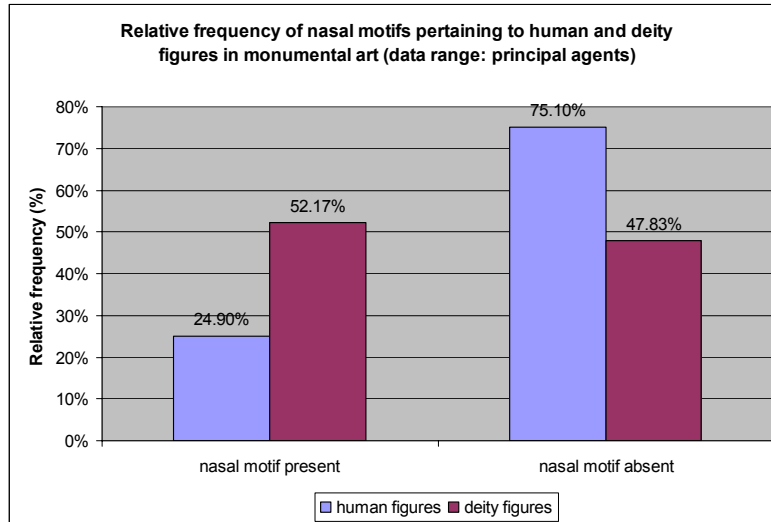


Chart 18: Relative frequency of nasal motifs pertaining to human and deity figures in monumental art (data range: principal agents)

Regarding the distribution of nasal motifs pertaining to male and female figures, it can be observed (see Chart 19) that male figures are more frequently associated with nasal motifs in monumental art than female figures with the frequencies being ~26.05 % (241 instances out of 925) and ~10.77 % (7 instances out of 65), respectively. However, the most underrepresented group of agents in terms of nasal motif frequency in Maya art is that of captive figures: of the 137 captive figures in monumental art, only 6 (~4.38 %) have nasal motifs, leaving 131 (~95.62 %) without them (see Chart 20).

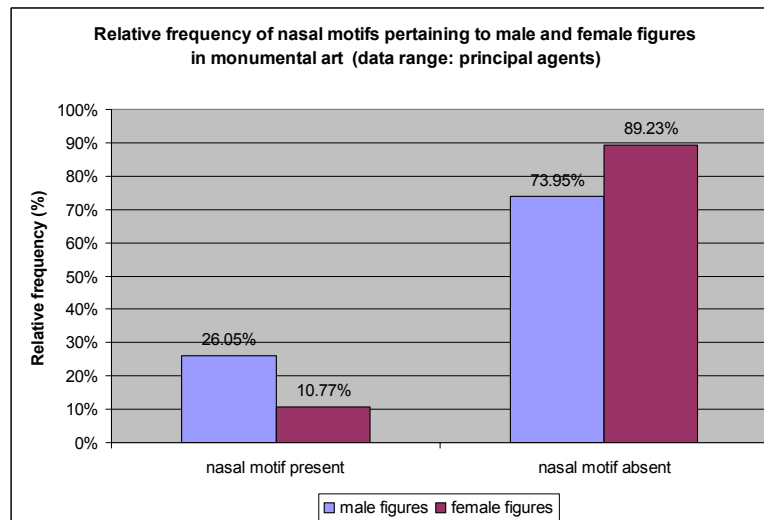


Chart 19: Relative frequency of nasal motifs pertaining to male and female figures in monumental art (data range: principal agents)

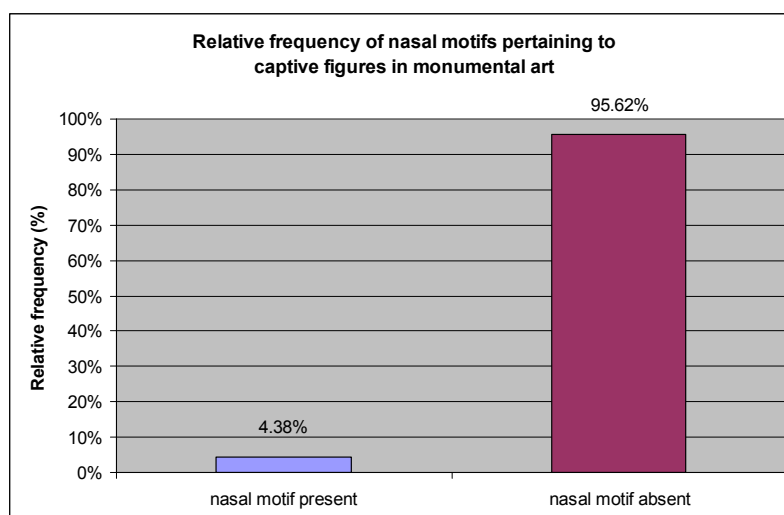


Chart 20: Relative frequency of nasal motifs pertaining to captive figures in monumental art


The explanation for the virtual absence of nasal motifs associated with captive figures in Maya art is twofold: (1) in the case of nasal motifs that can be fairly securely identified as factual nose ornaments, the absence of nasal motifs follows the well known fact that captives are frequently shown stripped of their adornments and insignia or, conversely, depicted wearing adornments (as in the case of ear ornaments) made out of flexible material, such as paper or cloth, in place of decorations made of precious material (Proskouriakoff 1950: 58-59;¹⁰⁰ Baudez and Mathews 1979: 31-38; Schele and Miller 1986: 210, 212, 228; Martin 2000: 175; Miller and Martin 2004: 179-180, 185); (2) in the case of nasal motifs that in all likelihood represented something else other than mere nose ornaments (such as marking a particular type of status of the person associated with the motif), the absence of nasal motifs may be due to the fact that captives were not regarded worthy enough to be assigned with such an emblem, symbol, or motif.

Furthermore, what is noteworthy, is that all except one case of captive figures with nasal motifs date to Early Classic or Preclassic periods, and, moreover, the type of the nasal motif of the single Late Classic example is a dorsal nasal motif ('dnm') which in all likelihood is a factual nose ornament or a result of scarifying the dorsum of the nose. All six examples in the corpus of monumental art of the present study are shown in Figure 94 (note that only two examples [Uaxactun Stela 20] portray nasal motifs that are positioned at the tip [tip-defining point] of the nose being in all likelihood not just mere nose ornaments, whereas all of the rest are potentially factual nose ornaments worn by the individuals).

¹⁰⁰ Although Proskouriakoff (1950: 58-59) proposed that the ear ornaments in question may be poor man's earplugs (and hence criticized by Baudez and Mathews [1979: 34]), she is the first person, to my knowledge, to propose that they were associated with captives: "F4 [flexible earplug] occurs frequently on minor figures but is rarely worn by the main personage. It is probably a poor man's earplug, though it may also have particular association with some ethnic group other than the Maya, and hence is represented as worn by captives or slaves" (Proskouriakoff [1950: 58-59]).




a. Detail from Monument 65, Kaminaljuyu (Late Preclassic): captive figure with a type 'nb' ('nb-BO4') nasal motif (after *Piezas Maestras Mayas: Patrimonio del Museo de Arqueología y Etnología de Guatemala* 1996: 73)



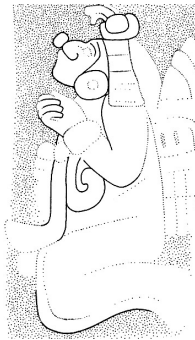
b. Detail from Monument 65, Kaminaljuyu (Late Preclassic): captive figure with a type 'nb' ('nb-BO4') nasal motif (after *Piezas Maestras Mayas: Patrimonio del Museo de Arqueología y Etnología de Guatemala* 1996: 73)



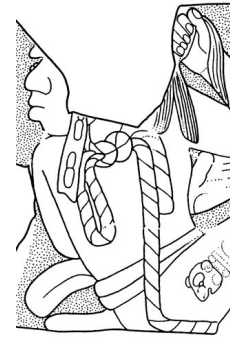
c. Detail from Stela 39, Tikal (ca. 8.19.0.0.0): captive figure with an uncommon (double '3pm') nasal motif (after Schele 1990: 80)



d. Detail from Stela 20 (right side), Uaxactun (9.3.0.0.0): captive figure with a round nasal motif (after Graham 1986: 5:185)



e. Detail from Stela 20 (right side), Uaxactun (9.3.0.0.0): captive figure with a round nasal motif (after Graham 1986: 5:185)



f. Detail from Monument 83, Tonina (ca. 9.18.0.0.0): captive figure with a type 'dnm' nasal motif (after a drawing by Ian Graham in Graham and Mathews 1996: 6:113)

Figure 94: Nasal motifs on captive figures in monumental art

5.2.3. REGIONAL ANALYSES

To reveal potential regional differences in the presence and absence of nasal motifs in monumental art, statistics based on each individual were made taking into consideration the provenience of the monument in which the characters are depicted. At the initial stage, the presence and absence of nasal motifs were marked on each individual in each site (see Appendix A: Table 153 and Appendix A: Table 154). To make the statistics more meaningful and viable, the next stage was to exclude sites from the statistics that had less than 7 individuals present in the corpus (see Appendix A: Table 155).

Also, to avoid distortion in the statistics, individuals depicted in murals were removed from the corpus (see Appendix A: Table 156). The rationale behind this decision was based on the fact that the number of characters depicted on murals is far higher than in carved monuments (for example, 223 individuals in the Bonampak murals) and statistics would obviously be biased due to this fact. Based on the statistics, a chart illustrating the relative frequency of nasal motifs pertaining to principal agents in monumental art (murals excluded) with 7 or more principal agents per site was made to expose regional differences in the presence and absence of nasal motifs (see Chart 21). Based on these statistics, a map was made to illustrate the regional variance (see Map 3).

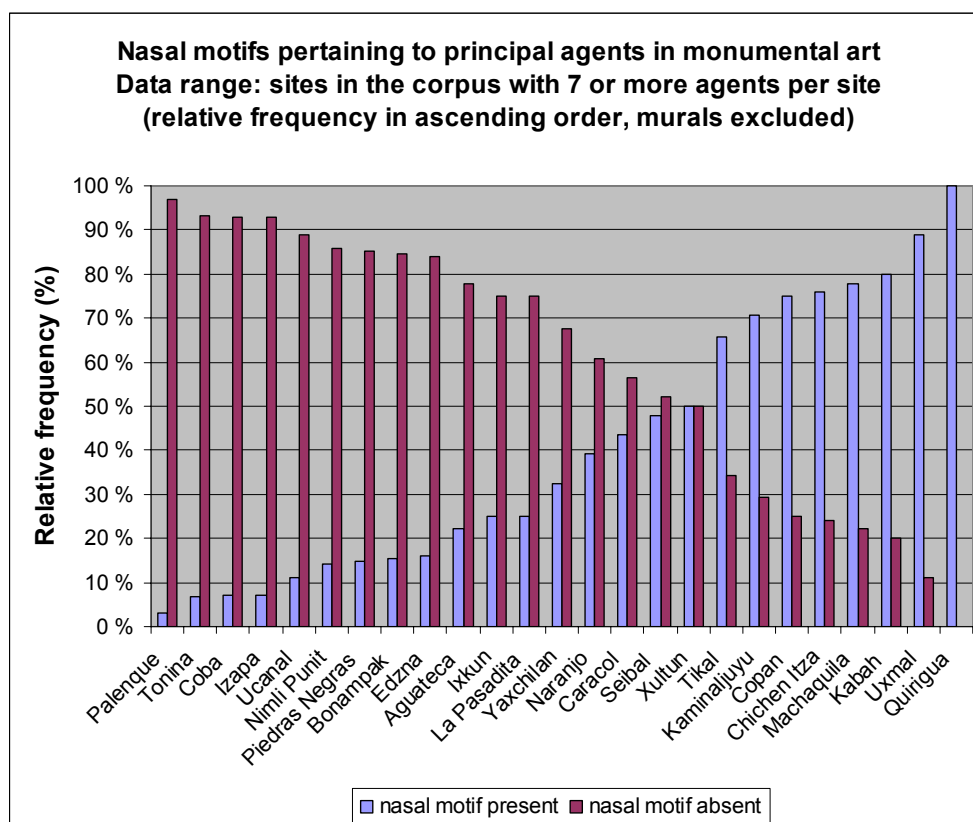
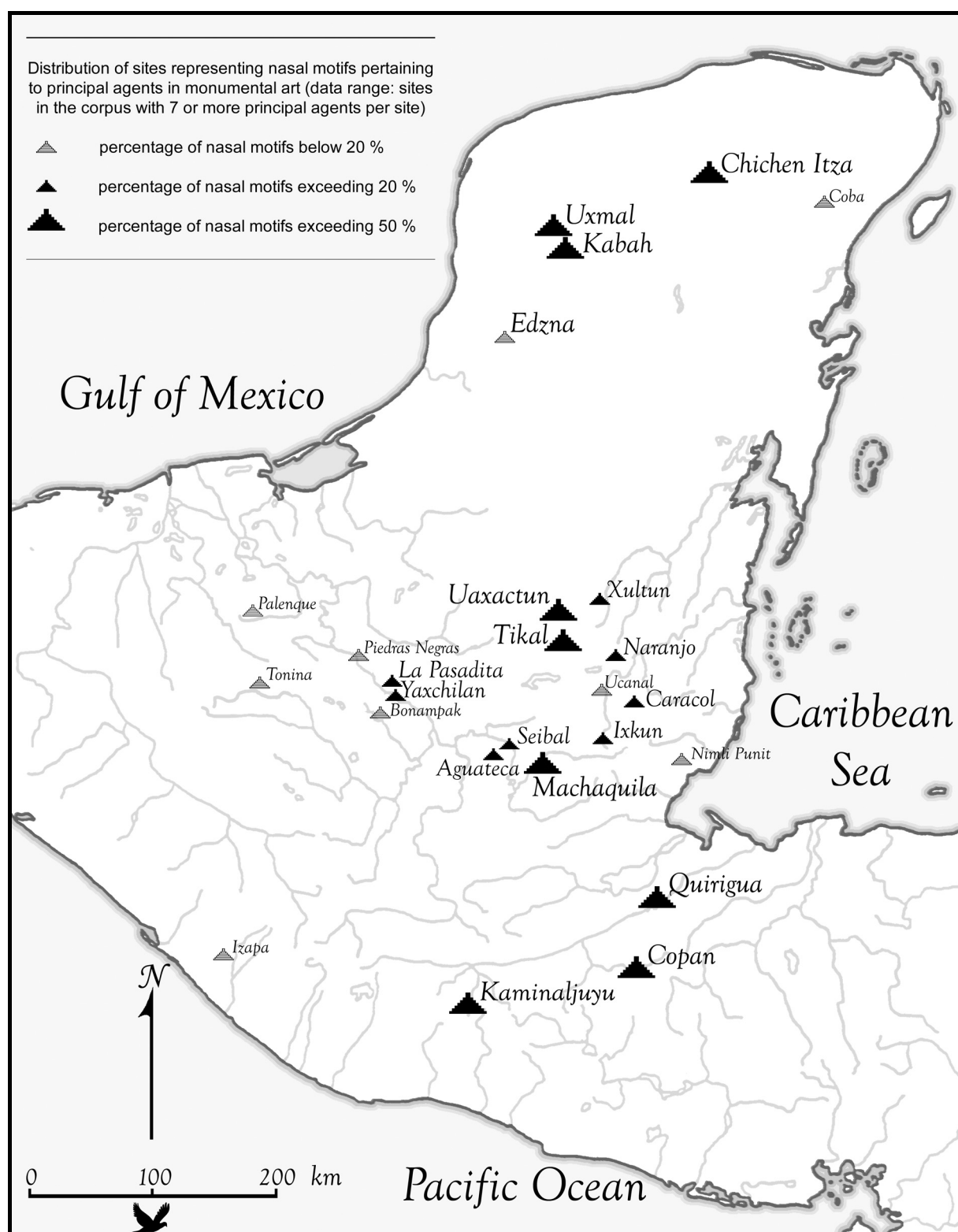


Chart 21: Relative frequency (in ascending order) of nasal motifs pertaining to principal agents in monumental art (data range: sites in the corpus [murals excluded] with 7 or more principal agents per site)



Map 3: Distribution of sites representing nasal motifs pertaining to principal agents in monumental art (data range: sites in the corpus with 7 or more principal agents per site)

As can be noticed from the statistics, there is considerable variation as to the presence and absence of nasal motifs pertaining to individuals depicted on various monuments at different sites. The most notable patterns of occurrence can be observed in the far ends of Chart 21 (and in the statistics provided in Appendix A: Table 156). The most illuminating example of a site deficient of nasal motifs is Palenque with only 3 (~2.97 %) nasal motifs per 101 principal agents in the corpus (while nasal motifs are virtually absent in the artistic tradition of Palenque, the site does portray its royals occasionally

with so-called “nose bridge extensions” [an artificial appendage extending from osseocartilaginous junction (rhinion) to glabella and beyond], especially on dignitaries in the art of Temple XIX [see e.g., Stuart 2005: 188]. Other sites with less than 20 % of nasal motifs pertaining to principal agents include Tonina, Coba, Izapa, Ucanal, Nimli Punit, Piedras Negras, Bonampak, and Edzna. At the other end of the scale, there are sites such as Tikal, Kaminaljuyu, Copan, Chichen Itza, Machaquila, Kabah, Uxmal, and Quirigua with a frequency of nasal motifs exceeding 50 %.

The reasons behind the occurrence patterns are numerous, including artistic tradition, nasal motifs vs. actual nose ornaments, preference of portrayed scenes, and temporal variance. If nose bars (i.e., actual nose ornaments) are excluded from the statistics, the frequency of nasal motifs in the case of Chichen Itza, Edzna, La Pasadita, Kabah, Machaquila, Seibal, Tikal, Uxmal, and Yaxchilan is either moderately or considerably reduced (see Chart 22 and Chart 23¹⁰¹). The fact still remains that there is considerable variance as to the occurrence patterns of nasal motifs pertaining to characters portrayed in various monuments in different archaeological sites. Although there are no clearly evident regional tendencies to be detected in the distribution patterns, it appears to be the case that the western Maya area is less inclined to display nasal motifs than other areas (see Map 4 and Map 5).

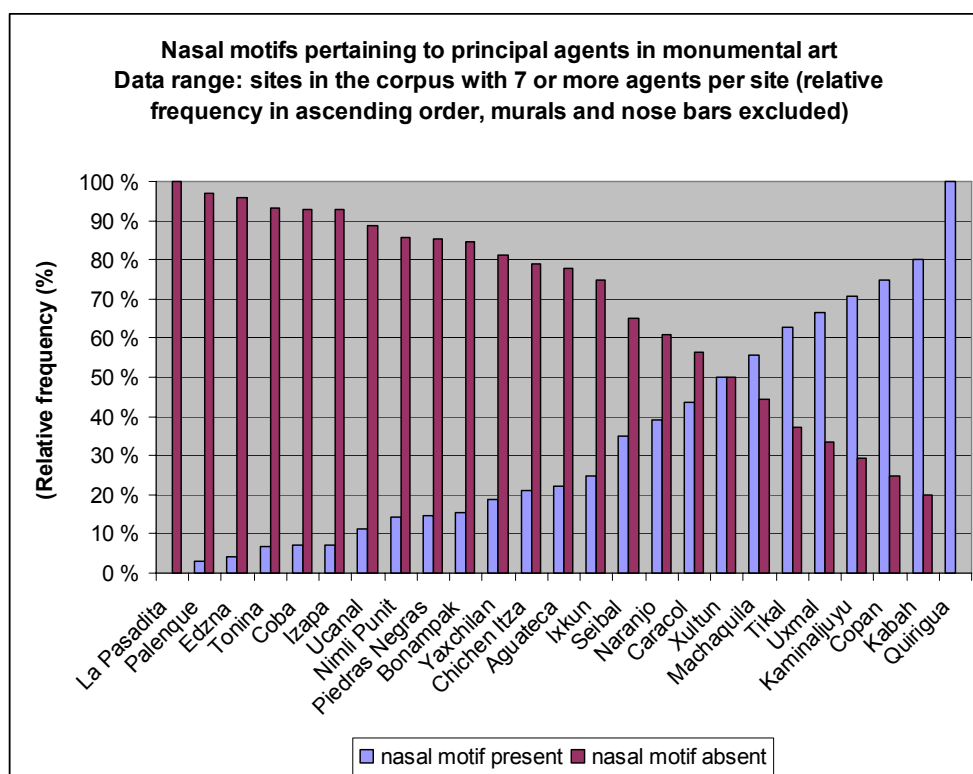


Chart 22: Relative frequency (in ascending order) of nasal motifs pertaining to principal agents in monumental art (data range: sites in the corpus [murals and nose bars excluded] with 7 or more principal agents per site)

¹⁰¹ Chart 23 displays the relative frequencies of Early to Late Classic periods (i.e., excluding the Late Preclassic and Postclassic periods). Also, type ‘2nm-BOⁿ’ nasal motifs that are apparent variants of ‘nose bars’ are excluded from the statistics. This is done in order to further narrow down the data set, and to expose patterns in a limited diachronic setting.

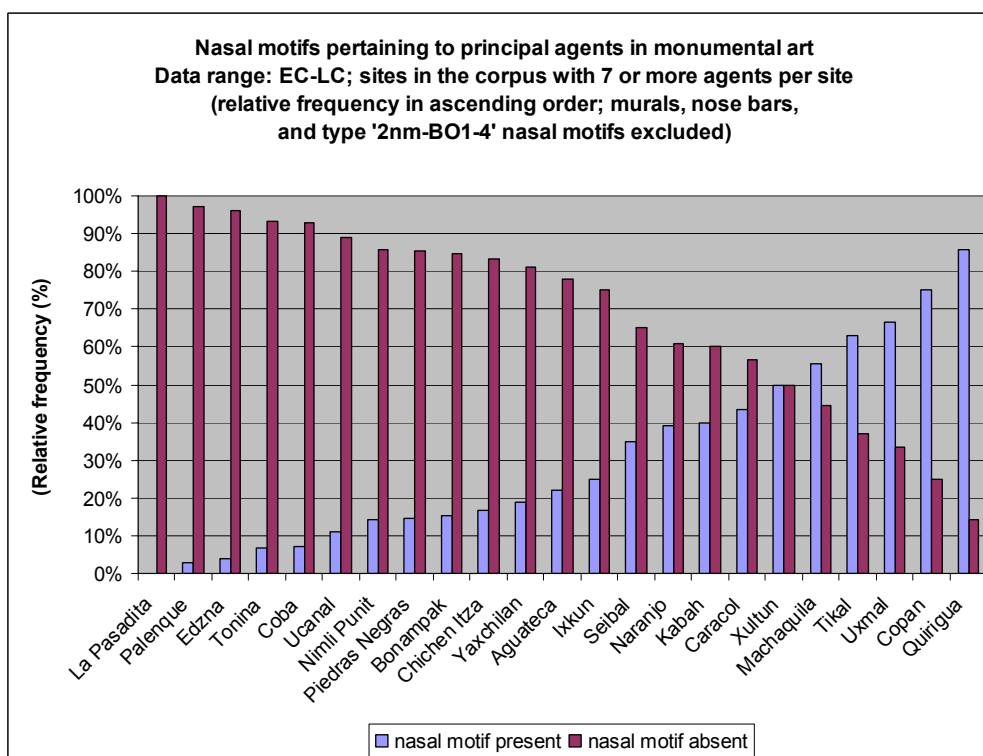
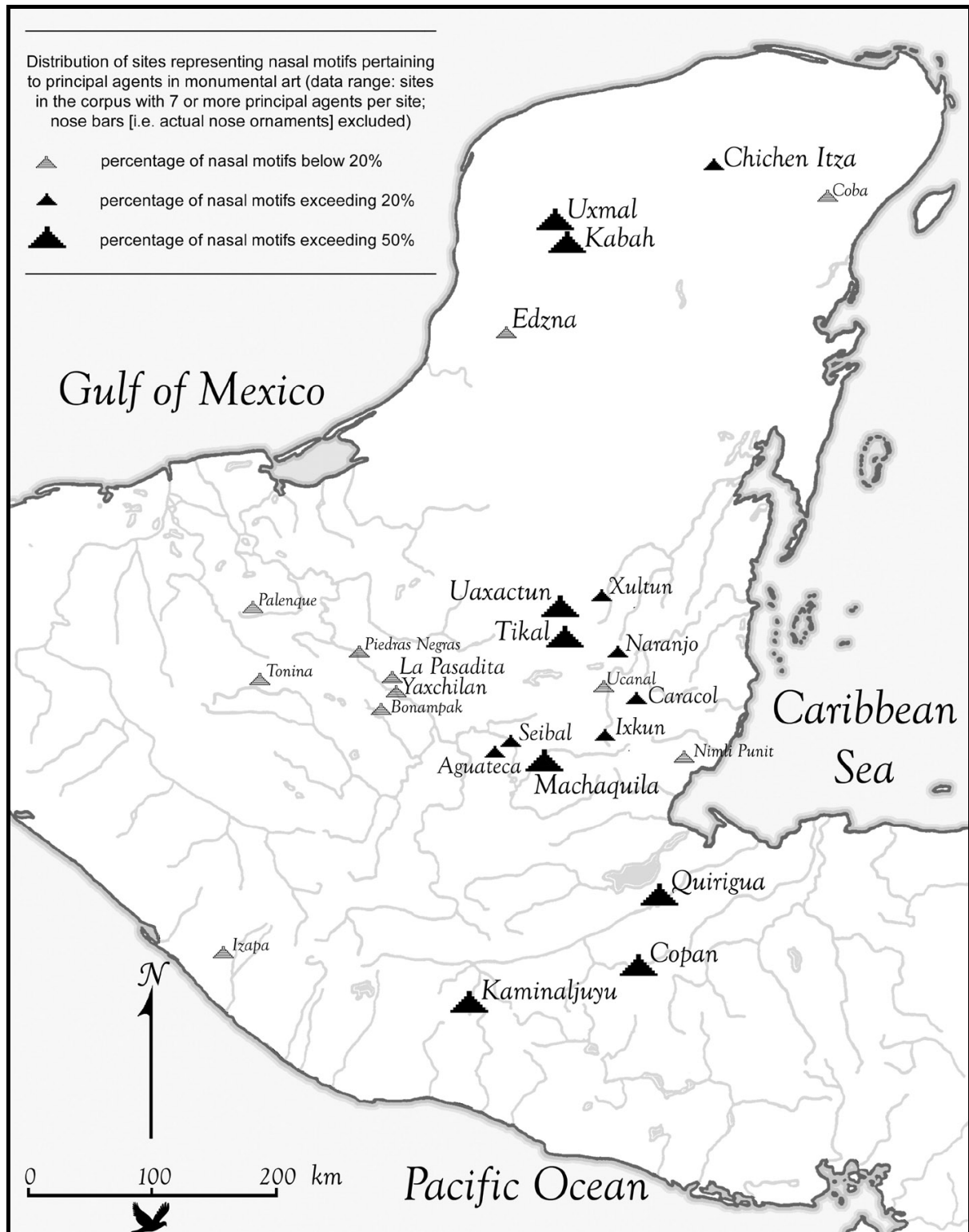
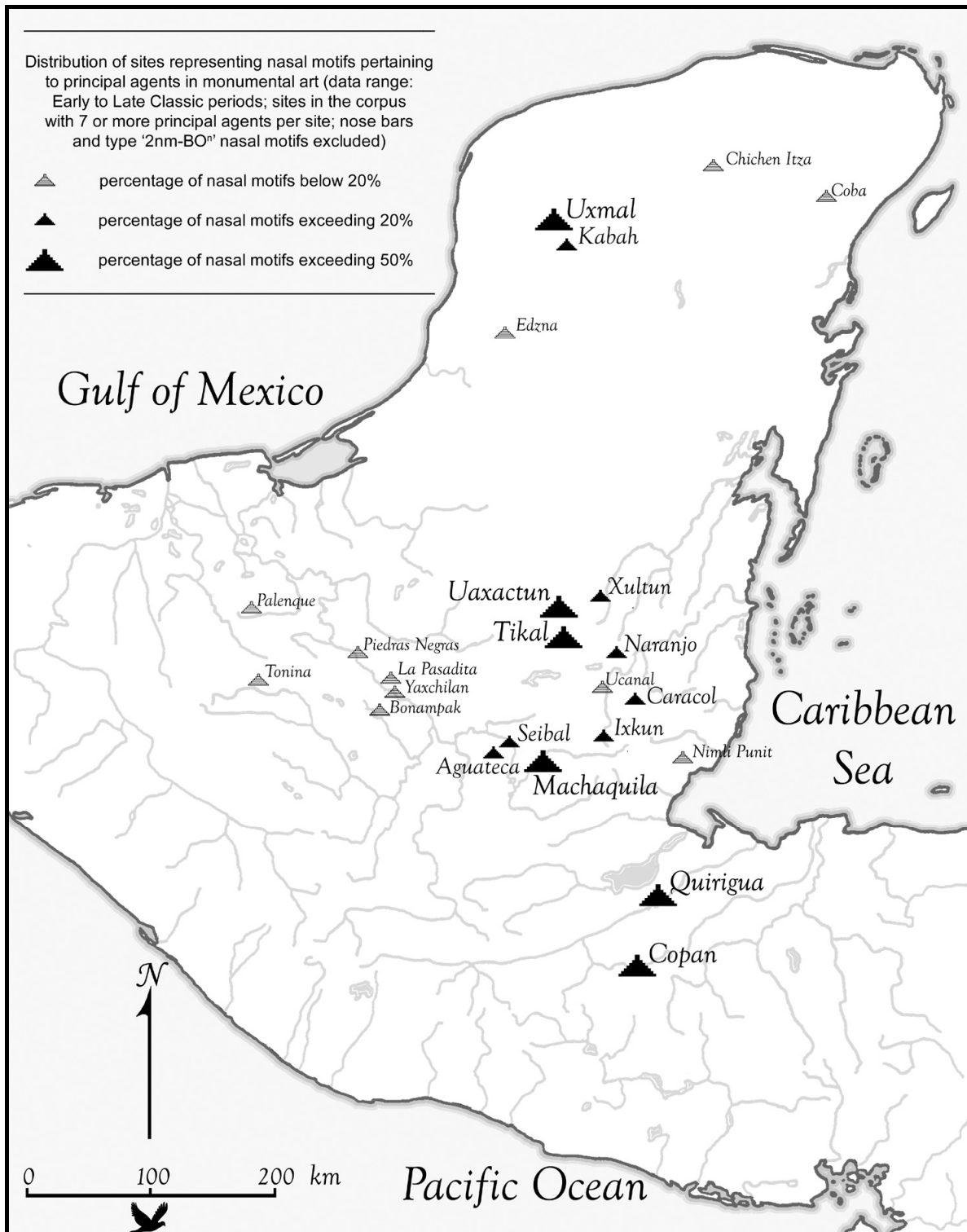


Chart 23: Relative frequency (in ascending order) of nasal motifs pertaining to principal agents in monumental art (data range: Early to Late Classic periods; sites in the corpus with 7 or more principal agents per site [murals, nose bars, and type '2nm-BO' nasal motifs excluded])



Map 4: Distribution of sites representing nasal motifs pertaining to principal agents in monumental art (data range: sites in the corpus with 7 or more principal agents per site; nose bars excluded)



Map 5: Distribution of sites representing nasal motifs pertaining to principal agents in monumental art (data range: Early to Late Classic periods; sites in the corpus with 7 or more principal agents per site [murals, nose bars, and type '2nm-BO' nasal motifs excluded])

5.2.4. ANALYSES BASED ON DIFFERENT ARCHITECTURAL CONTEXTS

In addition to statistics based on individual characters or individual scenes in monumental art, the distribution patterns of nasal motifs were also examined in relation to the placement of monuments in architectural contexts. To find out whether there is monument type dependent variance in the occurrence patterns of nasal motifs in monumental art, all examined monuments were coarsely divided between monuments that are placed in open (public) areas and monuments that are to be found in secluded areas. As this dichotomy is rather problematic and subject to number of factors, it is to be considered provisional only.

Each monument was given a public/secluded designation based on the type of the monument rather than examining in detail the original architectural context of the monument. Consequently, all stelae and altars, for example, are considered to have been placed in public areas whether they were placed in open plazas or (relatively) secluded architectural contexts and whether all people or only restricted strata of the society had access to view them. Public monuments included in the survey consist of altars, ballcourt markers, monuments placed on courts and outside of buildings, stairways, piers, stelae, and outer walls of buildings. Secluded monuments include benches, panels, inner jambs of buildings, lintels, tablets, platforms, murals, sarcophagi, and capstones.

The results of the statistics were rather unexpected as nasal motifs seem to be more prevalent on monuments that are located in public areas than on monuments placed in secluded areas (see Table 88 and Chart 24). To test whether the distribution pattern would change if the monument categories were to be condensed, a further survey was carried out including only stelae and lintels (see Appendix A: Table 157 and Appendix A: Chart 64). To further test the distribution, the data range was changed to include each agent rather than looking at the statistics per monument (see Appendix A: Table 158, Appendix A: Chart 65, Appendix A: Table 159, and Appendix A: Chart 66). Also, an additional statistical survey was carried out on one single archaeological site, Yaxchilan (see Appendix A: Table 160 and Appendix A: Chart 67), and on a limited temporal span, from 9.13.0.0.0 to 9.19.0.0.0 (see Appendix A: Table 161 and Appendix A: Chart 68). The distribution patterns changed to some extent in each case but what remained invariable was the fact that nasal motifs were more widespread on monuments in public rather than secluded areas.

At the very initial stage of this study nasal motifs were considered to be *prima facie* more prevalent in ceramics than in monumental art because the presence of nasal motifs was regarded as an indication of some type of ‘otherworldliness’ and because ceramics were considered to portray ‘otherworldly’ affairs more often than monumental art. However, statistics proved this presupposition unsubstantiated as nasal motifs seem to be more prevalent in monumental art than in ceramics.

Table 88: Comparison of monuments in public vs. secluded areas in relation to the presence and absence of nasal motifs pertaining to human figures portrayed in monumental art

	public area	secluded area	total
nasal motifs present	148 (50.51%)	49 (39.52%)	197
nasal motifs absent	145 (49.49%)	75 (60.48%)	220
Total:	293 (100.00%)	124 (100.00%)	417

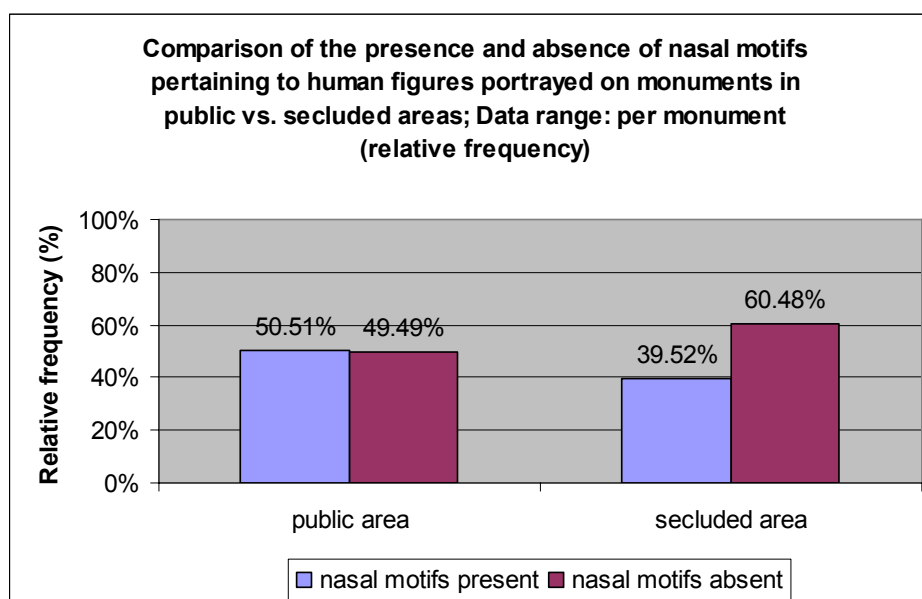


Chart 24: Comparison of monuments in public vs. secluded areas in relation to the presence and absence of nasal motifs pertaining to human figures portrayed in monumental art

5.2.5. DIACHRONIC ANALYSES

Besides looking at the distribution patterns pertaining to the presence and absence of nasal motifs in different scene categories, agents, areas, and architectural contexts, statistical analyses were also carried out in monumental art based on a *temporal* scope. The overall pattern appears to be that the frequency of nasal motifs is at its height in the Early Classic period and decreases towards the Late Classic period with the lowest frequency being around 9.13.0.0.0 to 10.0.0.0.0. During the Terminal Classic period (10.0.0.0.0 to 10.6.0.0.0), it appears that the portrayal of nasal motifs becomes revitalized.¹⁰²

To find out whether or not there is variance in the diachronic distribution of nasal motifs, statistics were made separately on (1) all principal agents and (2) principal agents excluding agents associated with nasal motifs that are evidently mere nose ornaments (nose bars and dorsal nasal motifs). Also, murals were excluded at first as the high number of individuals portrayed in murals would distort the statistics, but distribution patterns were also evaluated later to include agents portrayed in murals. Differences in the two aforementioned data sets are not pronounced, except in the case of statistics concerning the Postclassic period. The reason for the variation is rather straightforward: the number (and consequently the frequency) of nasal motifs that are classified as ‘nose bars’ is exceptionally high in the Postclassic period (66.67 % of all nasal motifs). It must be noted, however, that the absolute number of principal agents in the corpus is limited (see Table 89) and, consequently, these statistics should be considered tentative only. This is especially the case regarding the data from the Postclassic period, as the error margin is too high due to the fact that the number of agents is not large enough to yield significant distribution.

¹⁰² The Terminal Classic period shows a great frequency of type ‘ds’ nasal motifs (~24.68 % of the nasal motifs of all principal agents). If all of these ‘dragon snout’ nasal motifs are to be considered abbreviated masks (see Chapter 4.2.5 for further discussion), and, consequently, excluded from the statistics of “true” nasal motifs, the frequency of nasal motifs assigned to the Terminal Classic period would decrease to ~7.18 %, but it would still be ~25.43 % more (or ~115.22 % higher) than the frequency of the period between 9.13.0.0.0 and 10.0.0.0.0.

Table 89: Diachronic distribution of the presence and absence of nasal motifs pertaining to principal agents in monumental art (murals excluded)

Period:	Late Preclassic	Early Classic	Late Classic 1	Late Classic 2	Late Classic 3	Postclassic	Total
BC / AD:	400 BC–AD 280	AD 280–550	AD 550–700	AD 700–830	AD 830–950	AD 950–16th/17th c.	
LC:	– 8.12.0.0.0	8.12.0.0.0 – 9.6.0.0.0	9.6.0.0.0 – 9.13.0.0.0	9.13.0.0.0 – 10.0.0.0.0	10.0.0.0.0 – 10.6.0.0.0	10.6.0.0.0 –	
nasal motifs present	14 (43,75%)	27 (87,10%)	22 (43,14%)	109 (23,96%)	76 (54,68%)	9 (60,00%)	257
nasal motifs absent	18 (56,25%)	4 (12,90%)	29 (56,86%)	346 (76,04%)	63 (45,32%)	6 (40,00%)	466
total	32	31	51	455	139	15	723

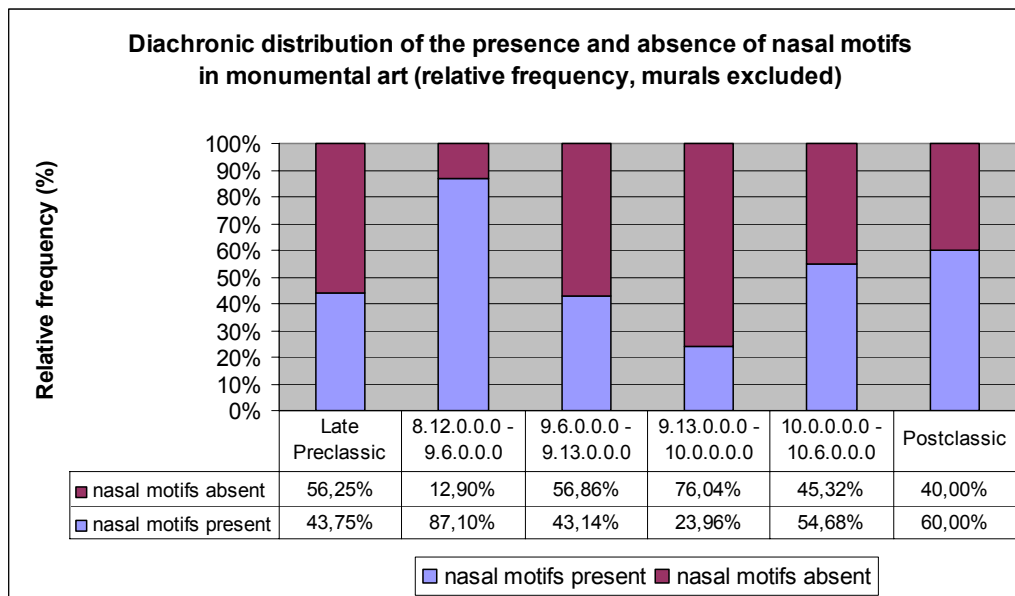
**Chart 25: Diachronic distribution of the presence and absence of nasal motifs pertaining to principal agents in monumental art (relative frequency, murals excluded)**

Table 89 and Chart 25 show the diachronic distribution of all principal agents in the corpus of monumental art. Compared to the other data set (see Chart 26), the pattern appears to be somewhat constant until the Terminal Classic period with the highest frequency being during the Early Classic period and the lowest during the Late Classic period between 9.13.0.0.0 and 10.0.0.0.0. When the agents associated with the most apparent nose ornaments (nose bars and dorsal nasal motifs) are excluded from the statistics, the relative frequency pattern does not change considerably except in the case of the Postclassic period (see Chart 26).

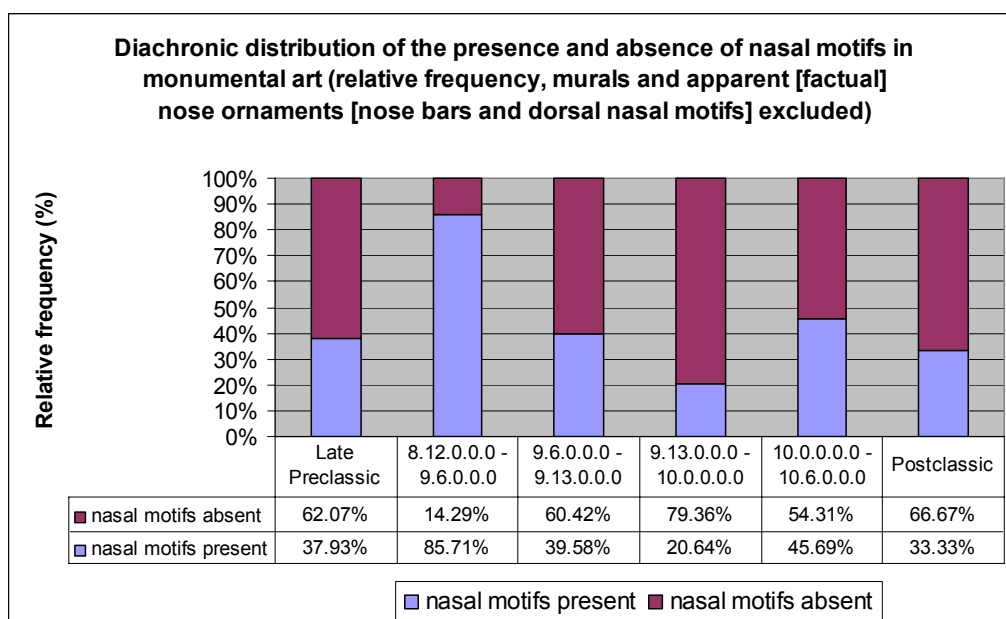


Chart 26: Diachronic distribution of the presence and absence of nasal motifs pertaining to principal agents in monumental art (relative frequency, murals and apparent [factual] nose ornaments [nose bars and dorsal nasal motifs] excluded)

What these statistics illustrate, is that the actual subject matter needs to be taken into consideration when analyzing the data. Rather than forcing the data to fit a preconceived idea of what the patterns *should* look like – as it might appear at first glance – it is necessary to generate adaptable and alternative data sets and statistics to avoid making generalized assumptions. As it has been demonstrated in earlier studies (Houston 1998, Houston and Taube 1998: 10, Houston and Taube 2000: 265-273, and Kettunen 1997), specific types of nasal motifs (at least round and flower-like motifs) appear to be associated with some type of quality or status of the individuals possessing them. The scope of various types of nasal motifs, which belong to this group of motifs (with additional value and significance beyond being mere nose ornaments) is undetermined and elastic and needs to be checked against the context in which they appear.

In addition to nasal motifs, which in all likelihood have connotations to a specific quality, status, or state of the individual possessing the motif, there is a myriad of various types of motifs that cannot be securely identified as nasal motifs with extra connotations on one hand, and nasal motifs that are mere nose ornaments on the other hand, without examining each occurrence individually in its specific context. However, there appears to be a class or classes of nasal motifs that do not fall into the category of motifs with additional association to a specific type of quality. The most obvious examples of these types of nasal motifs are nose bars and dorsal nasal motifs, although there are other motifs that can be perceived as mere nose ornaments, such as various sub-categories of type ‘2nm’ nasal motifs and type ‘2 round’ nasal motifs that are positioned below the nose. However, there appears to be temporal variance with regard to the value given to specific types of nasal motifs and, consequently, general assumptions based merely on the type of the motif should be made with caution. For example, as the time span of type ‘round’ nasal motifs is at least 900 years extending from 7.17.0.0.0 (Abaj Takalik, Stela 2) to 10.2.0.0.0 (Stela 3, Xultun and Stela 2, Ixlu), the meaning and connotations of the motifs in question may have changed considerably during the course of that time.

The most unproblematic cases of nasal motifs that do not seem to fall into the category of motifs with further associations to specific types of qualities are nose bars and dorsal nasal motifs. These ornaments do, however, in all likelihood mark some type of status (if not quality) of the individuals possessing them, although the status is evidently associated with a more mundane sphere of life than that of nasal motifs that are in all probability associated with belief systems or a world-view. The temporal and regional scope of these motifs is, furthermore, somewhat restricted (see Chapter 5.3.2.3 for further information).

Regarding the frequency of nasal motifs in the Postclassic period, the statistics are somewhat misleading as (1) the sample is not large enough, (2) most nasal motifs are nose bars, and (3) the rest of the nasal motifs (excluding nose bars) are either type ‘2 bones’ nasal motifs associated with deity figures, or undetermined nasal motifs (3 examples). The entire sample in the corpus of principal agents pertaining to the Postclassic period only contains 15 individuals (murals excluded) or 100 individuals (murals included [see Table 90 and Chart 27]). Consequently, depending whether nose bars and murals are included or excluded, the frequency of nasal motifs in the Postclassic period extends from ~9.64 % to 60.00 % (see Chart 25 and Chart 28). What remains is the fact that these statistics need to be checked against the subject matter and re-evaluated based on each typological group of nasal motifs individually. These patterns will be analyzed in Chapter 5.3.2.

Table 90: Diachronic distribution of the presence and absence of nasal motifs pertaining to principal agents in monumental art (murals included)

Period:	Late Preclassic	Early Classic	Late Classic 1	Late Classic 2	Late Classic 3	Postclassic	Total
BC / AD:	400 BC–AD 280	AD 280–550	AD 550–700	AD 700–830	AD 830–950	AD 950–16th/17th c.	
LC:	– 8.12.0.0.0	8.12.0.0.0 – 9.6.0.0.0	9.6.0.0.0 – 9.13.0.0.0	9.13.0.0.0 – 10.0.0.0.0	10.0.0.0.0 – 10.6.0.0.0	10.6.0.0.0 –	
nasal motifs present	14 (43.75%)	33 (64.71%)	22 (43.14%)	109 (16.08%)	76 (54.68%)	25 (25.00%)	279
nasal motifs absent	18 (56.25%)	18 (35.29%)	29 (56.86%)	569 (83.92%)	63 (45.32%)	75 (75.00%)	772
total	32	51	51	678	139	100	1051

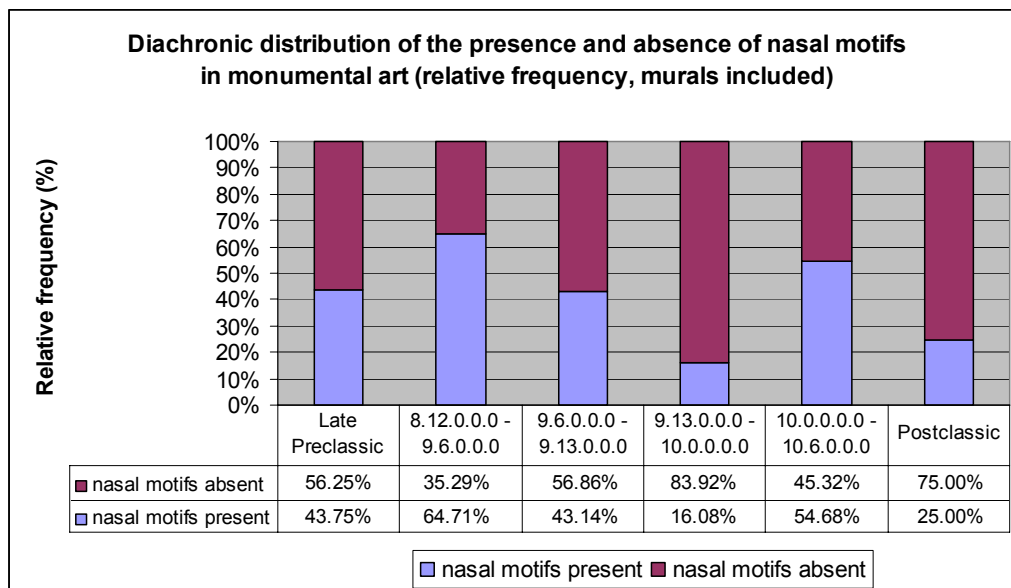


Chart 27: Diachronic distribution of the presence and absence of nasal motifs pertaining to principal agents in monumental art (murals included)

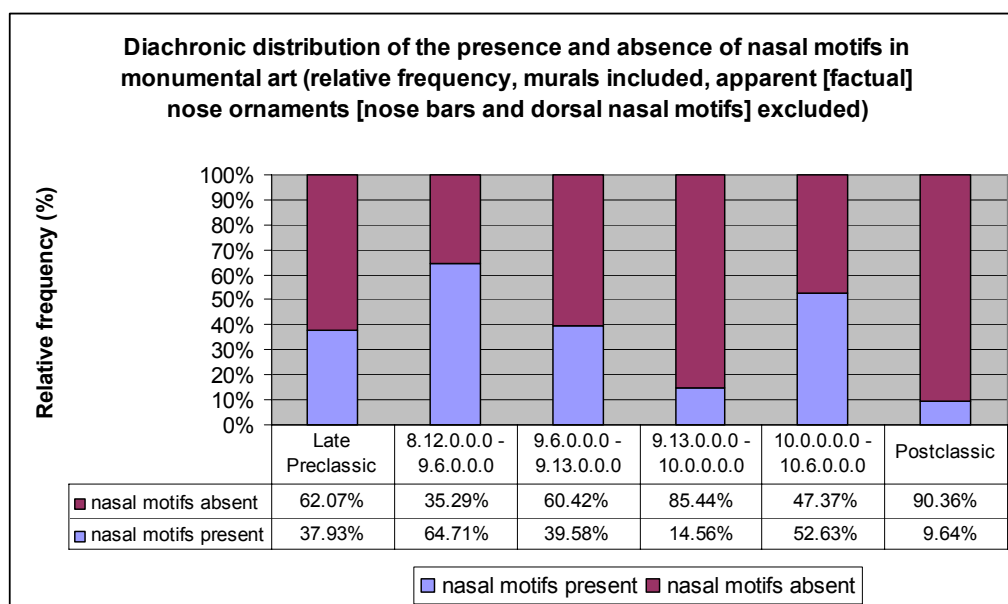


Chart 28: Diachronic distribution of the presence and absence of nasal motifs pertaining to principal agents in monumental art (relative frequency; murals included, apparent [factual] nose ornaments [nose bars and dorsal nasal motifs] excluded)

With regard to the distribution of nasal motifs pertaining to the Postclassic period, the data from monumental art should also be checked against the statistics from the codices. As will be shown in Chapter 5.5, there is notable variance in the presence and absence of nasal motifs between the codices with an average frequency of ~12.09 % (~7.40 %) on principal agents and ~8.46 % (~6.34 %) on all agents (including, for example, headdress figures).¹⁰³ Taking into consideration the total number of principal agents (1352) or all agents (1657) in all four codices, the sample is large enough to generate solid statistics. Although the media is different from that of monumental art and although the temporal span of the codices is restricted covering only the Late Postclassic period or, more precisely, according to Love (1994: 8), the very end of the Postclassic period close to the initial contact period, the low frequency of nasal motifs in the codices combined with the restricted typological distribution of nasal motifs in Postclassic monumental art speaks for the overall scarceness of nasal motifs during this period.

In addition to looking at the diachronic distribution patterns pertaining to the presence and absence of nasal motifs in Maya art, it is worth contrasting the research results elucidated above to the corpus of Maya hieroglyphs. As nasal motifs are also present in the hieroglyphic corpus associated with human, deity, or animal heads, the corpus provides another source for detecting diachronic distribution patterns. In contrast with heads or full figures portrayed in Maya art, nasal motifs are relatively rare when associated with hieroglyphs. These motifs – or more precisely, graphemic elements – are naturally dissimilar in function from nasal motifs assigned to various entities in Maya art. Being part of the writing system, they serve no function other than being fine artistic distinctions. This fact, in all likelihood, is one of the reasons for the scarcity of nasal motifs associated with hieroglyphs written by using heads of various beings.



Figure 95: An Early Classic example of a hieroglyph with a nasal motif from a ceramic vessel from Burial 10, Tikal (after Culbert 1993: Fig. 19b)

¹⁰³ The average frequencies above are calculated *between* the codices, i.e., based on the average frequency of each codex, and (in parentheses) based on the combined number of all agents in all codices.

As regards the ceramic corpus of the present study, there are only 26 clear examples of nasal motifs in hieroglyphs (all present in the Kerr corpus). In the Kerr corpus (Kerr n.d.a.), out of the 5064 hieroglyphs that are rendered as heads of various beings only 26 (~0.51 %) have nasal motifs. With regard to monumental art, in a sample of 254 monuments, there are 3185 hieroglyphs that are rendered as heads of various beings. Out of these 3185 hieroglyphs, 69 (~2.17 %) are associated with nasal motifs (see Appendix J).

Although rare in the hieroglyphic corpus, the number of nasal motifs assigned to hieroglyphs is large enough to detect diachronic distribution patterns. The relative frequency of these motifs – or elements – is heavily biased towards the Early Classic period with the vast majority pre-dating 9.1.0.0.0 in monumental art (see Table 91 and Chart 29). In ceramics, the diachronic distribution of hieroglyphs rendered with nasal motifs is slightly different from monumental art with a high percentage assigned to the Late Classic Phase 1. However, a closer examination of the ceramic vessels in question revealed that they are in almost all cases from the very beginning of the Late Classic phase 1 – bordering Early Classic phase 3. Also, an additional 15 examples from various sources of miscellaneous media (see Appendix J) speak for the assumption that the routine of assigning nasal motifs to hieroglyphs is primarily an Early Classic trait as 14 of these examples are Early Classic in date with one example dating to the Late Preclassic period.

Table 91: Diachronic distribution of nasal motifs pertaining to hieroglyphs in monumental art

	Late Preclassic	8.12.0.0.0	8.13.0.0.0	8.14.0.0.0	8.15.0.0.0	8.16.0.0.0	8.17.0.0.0	8.18.0.0.0	8.19.0.0.0	9.0.0.0.0	9.1.0.0.0	9.2.0.0.0	9.3.0.0.0	9.4.0.0.0	9.5.0.0.0	9.6.0.0.0	9.7.0.0.0	9.8.0.0.0	9.9.0.0.0
Nasal motifs present:	0	0	1	0	0	0	3	0	1	12	5	1	1	1	9	1	0	0	0
Nasal motifs absent:	0	0	3	0	0	0	11	6	12	10	59	16	39	37	94	24	15	32	10
Total:	0	0	4	0	0	0	14	6	13	22	64	17	40	38	103	25	15	32	10

	9.10.0.0.0	9.11.0.0.0	9.12.0.0.0	9.13.0.0.0	9.14.0.0.0	9.15.0.0.0	9.16.0.0.0	9.17.0.0.0	9.18.0.0.0	9.19.0.0.0	10.0.0.0.0	10.1.0.0.0	10.2.0.0.0	10.3.0.0.0	10.4.0.0.0	10.5.0.0.0	Postclassic	Total:
Nasal motifs present:	0	0	0	1	1	2	13	9	7	0	0	1	0	0	0	0	0	69
Nasal motifs absent:	19	3	49	534	223	393	391	560	262	163	39	36	25	38	9	4	0	3116
Total:	19	3	49	535	224	395	404	569	269	163	39	37	25	38	9	4	0	3185

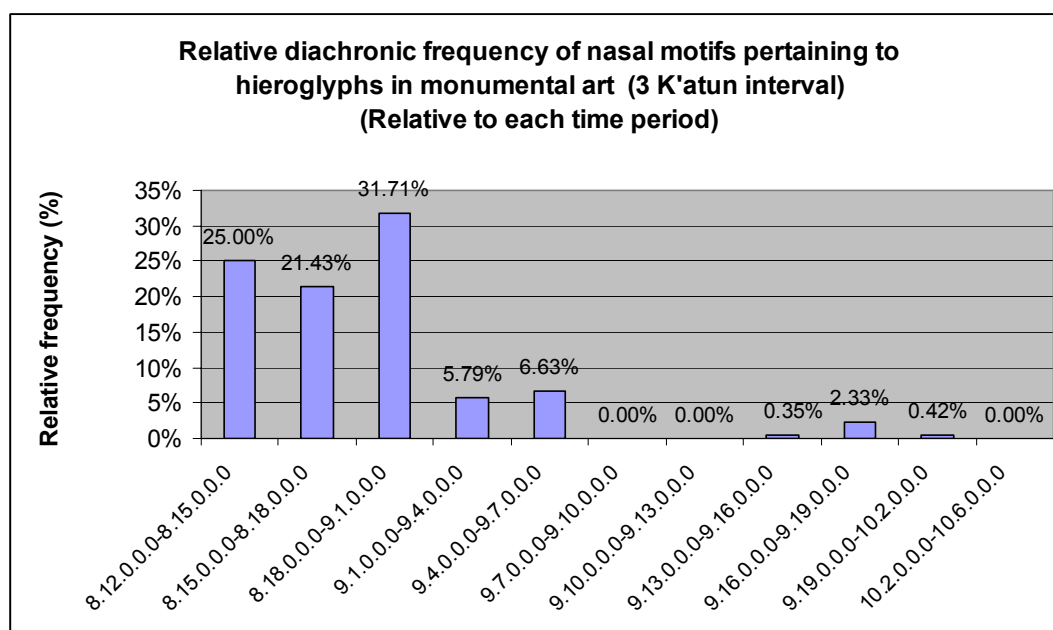


Chart 29: Relative diachronic frequency of nasal motifs pertaining to hieroglyphs in monumental art

5.3. DISTRIBUTION OF NASAL MOTIFS: TYPOLOGICAL AND DIACHRONIC ANALYSES

5.3.1. *TPOLOGY: GENERAL STATISTICS*

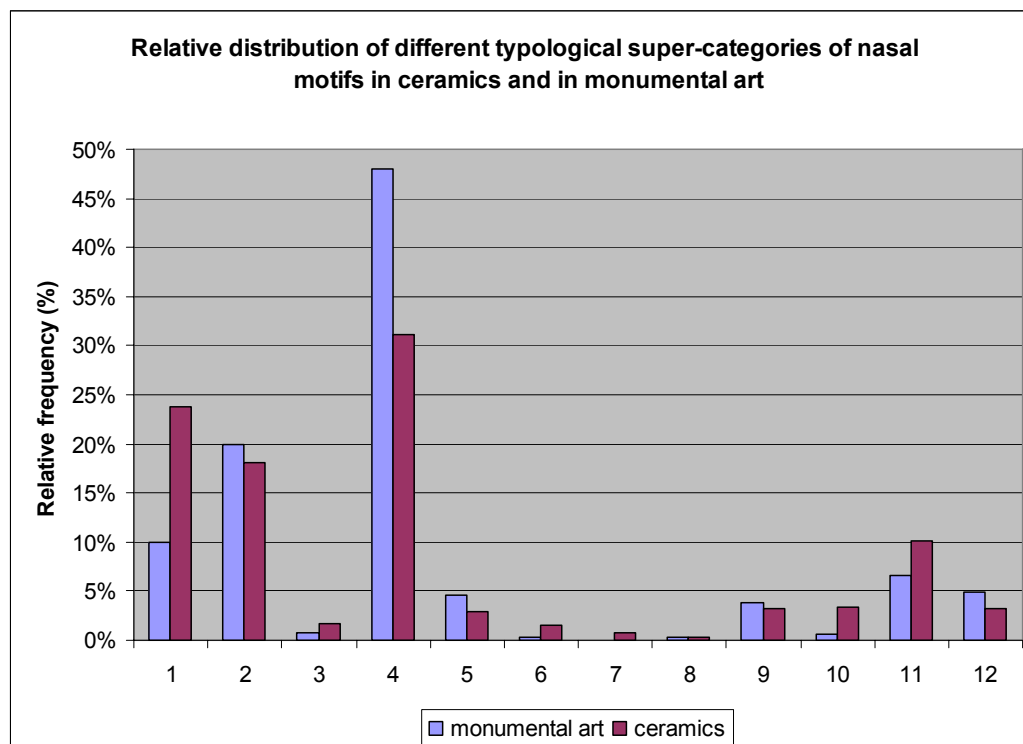
The general statistics shown below are based on all examined ceramic vessels and monuments that portray nasal motifs. It should be noted, however, that the diachronic analyses in the following chapters are based only on ceramic vessels and monuments that can be dated – either based on style, archaeological context, or actual dates (in the case of monuments). Consequently, the total number of analyzed nasal motifs is not the same in the general typological analyses as they are in the diachronic analyses.

Regarding the general statistics in monumental art and in ceramics concerning nasal motif typology, the overall absolute and relative distributions presented below function as a general orientation prior to more specific diachronic, regional, and agent-focusing analyses on different typological categories. Consequently, the overall statistics presented below do not take into account time depth, provenience or region, or agents associated with nasal motifs, but merely the overall distribution of different types of nasal motifs in monumental art and in ceramics. However, what can be observed from the general distribution tables and charts is a comparative dimension between monumental art and ceramics, as there are noticeable differences in the distribution of various typological groups of nasal motifs in these two main groups of source material.

The distribution based on the broad distinction of nasal motifs is illustrated in Appendix A: Table 162 and in Appendix A: Chart 69 and the narrow distinction in Appendix A: Table 163, Appendix A: Chart 70, and Appendix A: Chart 71. The number of different types of nasal motifs is further narrowed down (from broad distinction) in the super-category classification (see Table 92 and Chart 30) as presented in Chapter 4.2. As can be observed from all these tables and charts, there is considerable variation in the distribution of nasal motifs pertaining to monumental art on one hand and ceramics on the other. How these differences came into being and how the distribution patterns behave in more restricted diachronic, synchronic, and agent-focusing environments will be elucidated in Chapters 5.3.2, 5.4, and 5.5, and in Chapter 6.

Table 92: Comparison of the distribution of nasal motifs in monumental art and in ceramics:
super-categories

Super-category:	Monumental art:		Ceramics:	
1 shuttlecocks, tassels, and separate multipartite motifs	90	9.94%	512	23.85%
2 round and oval designs	181	20.00%	387	18.03%
3 knots	7	0.77%	36	1.68%
4 tubular designs	435	48.07%	667	31.07%
5 dragon snouts	42	4.64%	61	2.84%
6 tripartite and quadripartite motifs	3	0.33%	34	1.58%
7 scrolls	0	0.00%	15	0.70%
8 dorsal nasal motifs	3	0.33%	8	0.37%
9 2nm-type nasal motifs	35	3.87%	68	3.17%
10 nasal motifs most commonly attributed to animal figures	5	0.55%	72	3.35%
11 other designs	59	6.52%	217	10.11%
12 undetermined	45	4.97%	70	3.26%
Total:	905	100.00%	2147	100.00%

**Chart 30: Relative distribution of different super-categories of nasal motifs in monumental art and in ceramics**

5.3.2. *DIACHRONIC ANALYSES*

To expose potential time-specific patterns in the distribution of various types of nasal motifs in ceramics and in monumental art, all examined nasal motifs were tabulated diachronically.¹⁰⁴ Tables and charts of absolute and relative frequencies are shown below along with analyses of the distribution patterns.

At the outset of diachronic and typological analyses pertaining to ceramics, all diachronic series of different types of nasal motifs (both broad and narrow distinctions) were given correlation coefficients to determine whether two phase-dating-based series of two distinct types of nasal motifs are linearly related. The reason behind performing a correlation analysis between the sets was to find out whether the motifs under scrutiny form an interrelated series of designs and to surface probable irregularities in the data sets for further scrutiny. Particular attention was given to sets of correlation coefficients less than 0.5.

As can be observed from Table 93, in most cases the correlation coefficient is relatively high (over 0.80 or 0.90) which means, if nothing else, that the different types of nasal motifs are interrelated and meaningfully comparable. The low coefficients are found in types '3pm', '4pm', 'knot w/f', '2 knots w/f', and '2 round' which seem to behave differently from all other types of nasal motifs. As these correlation coefficients are based on diachronic distribution, the reasons for the aforementioned types of nasal motifs behaving distinctively from other types of nasal motifs are to be found in the distribution patterns that will be elucidated and analyzed below.

¹⁰⁴ Ceramic vessels and monuments that escape secure dating (date, stylistic date, or phase dating) were left out of the statistics to follow (or they are marked as 'n.a.' [not applicable] in the case of drawings of ceramic vases and in the case of monuments of uncertain date).

Table 93: Correlation coefficients between various types of nasal motifs in ceramics (broad distinction)

Figure 9. Correlation coefficients between various types of nasal mounds in columns (bread dimension)

	A	B	C	D	E	F	G	H	I	J	K	L	M	N	O	P	Q	R	S	T	U	V	W	X	Y	Z	A'	B'	C'	D'	E'
A	1.00	0.48																													
B	0.69	1.00	0.29																												
C	1.00	0.50	0.66	1.00																											
D	1.00	0.47	0.63	1.00	1.00																										
E	0.99	0.47	0.64	0.99	1.00	1.00																									
F	1.00	0.52	0.60	0.99	0.99	0.99	1.00																								
G	1.00	0.51	0.67	1.00	0.99	0.99	0.99	1.00																							
H	1.00	0.50	0.66	1.00	1.00	0.99	0.99	1.00	1.00																						
I	1.00	0.51	0.67	1.00	0.99	0.99	0.99	1.00	1.00	1.00																					
J	-0.12	0.37	0.51	-0.14	-0.18	-0.18	-0.18	-0.12	-0.15	-0.12	1.00																				
K	0.94	0.42	0.57	0.94	0.93	0.92	0.94	0.94	0.94	0.94	-0.16	1.00																			
L	1.00	0.51	0.67	1.00	0.99	0.99	0.99	1.00	1.00	1.00	-0.12	0.94	1.00																		
M	1.00	0.51	0.67	1.00	0.99	0.99	0.99	1.00	1.00	1.00	-0.12	0.94	1.00	1.00																	
N	0.66	0.63	0.39	0.65	0.65	0.63	0.68	0.66	0.65	0.66	0.16	0.81	0.66	0.66	1.00																
O	1.00	0.51	0.67	1.00	0.99	0.99	0.99	1.00	1.00	1.00	-0.12	0.94	1.00	1.00	0.66	1.00															
P	0.99	0.55	0.65	1.00	0.99	0.99	0.99	1.00	1.00	1.00	-0.11	0.95	1.00	1.00	0.70	1.00	1.00														
Q	1.00	0.54	0.65	1.00	1.00	0.99	0.99	1.00	1.00	1.00	-0.13	0.93	1.00	1.00	0.66	1.00	1.00	1.00													
R	1.00	0.51	0.67	1.00	0.99	0.99	0.99	1.00	1.00	1.00	-0.12	0.94	1.00	1.00	0.66	1.00	1.00	1.00	1.00												
S	1.00	0.50	0.64	1.00	0.99	0.99	0.99	1.00	1.00	1.00	-0.14	0.96	1.00	1.00	0.70	1.00	1.00	0.99	1.00	1.00											
T	0.40	0.98	0.21	0.41	0.40	0.41	0.45	0.41	0.41	0.41	0.36	0.32	0.41	0.41	0.57	0.41	0.46	0.46	0.41	0.41	1.00										
U	0.98	0.46	0.62	0.98	0.97	0.96	0.97	0.98	0.98	0.98	-0.15	0.99	0.98	0.98	0.76	0.98	0.98	0.97	0.98	0.99	0.36	1.00									
V	0.91	0.75	0.53	0.91	0.90	0.89	0.91	0.92	0.91	0.92	0.00	0.90	0.92	0.92	0.82	0.92	0.94	0.93	0.92	0.92	0.67	0.92	1.00								
W	0.98	0.57	0.60	0.98	0.98	0.97	0.97	0.98	0.98	0.98	-0.14	0.91	0.98	0.98	0.65	0.98	0.98	0.99	0.98	0.98	0.49	0.95	0.95	1.00							
X	0.98	0.41	0.58	0.97	0.99	0.99	0.98	0.96	0.98	0.96	-0.26	0.91	0.96	0.96	0.62	0.96	0.96	0.97	0.96	0.97	0.35	0.94	0.86	0.95	1.00						
Y	1.00	0.48	0.67	1.00	0.99	0.98	0.98	1.00	0.99	1.00	-0.13	0.93	1.00	1.00	0.63	1.00	0.99	0.99	1.00	0.99	0.39	0.97	0.91	0.99	0.97	1.00					
Z	1.00	0.51	0.67	1.00	0.99	0.99	0.99	1.00	1.00	1.00	-0.12	0.94	1.00	1.00	0.66	1.00	1.00	1.00	1.00	1.00	0.41	0.98	0.92	0.98	0.96	1.00	1.00				
A'	1.00	0.50	0.66	1.00	1.00	0.99	0.99	1.00	1.00	1.00	-0.14	0.94	1.00	1.00	0.66	1.00	1.00	1.00	1.00	1.00	0.41	0.98	0.91	0.98	0.97	1.00	1.00	1.00			
B'	0.93	0.76	0.61	0.94	0.92	0.92	0.94	0.94	0.94	0.94	0.05	0.87	0.94	0.94	0.73	0.94	0.96	0.95	0.94	0.94	0.69	0.91	0.97	0.96	0.88	0.93	0.94	0.94	1.00		
C'	1.00	0.53	0.68	1.00	0.99	0.99	0.98	0.99	1.00	0.99	-0.10	0.92	0.99	0.99	0.65	0.99	0.99	1.00	0.99	0.99	0.44	0.96	0.92	0.99	0.97	1.00	0.99	1.00	0.95	1.00	
D'	0.99	0.57	0.64	1.00	0.99	0.99	0.99	1.00	1.00	1.00	-0.11	0.93	1.00	1.00	0.68	1.00	1.00	1.00	1.00	0.99	0.48	0.97	0.94	0.99	0.96	0.99	1.00	1.00	0.96	1.00	1.00
E'																															

A: 2 bones **I:** 3-part **Q:** bf **Y:** sc
B: 2 knots w/f **J:** 3-part w/f **R:** bone **Z:** sc w/f
C: 2 round **K:** 3pm **S:** dnm **A':** scroll
D: 2nm **L:** 3pm w/f **T:** ds **B':** silk
E: 2-part **M:** 4-part **U:** knot w/f **C':** ti
F: 2-part w/f **N:** 4-part w/f **V:** mo **D':** unc.
G: 3 bones **O:** 4pm **W:** round **E':** und.
H: 3 knots w/f **P:** 4pm w/f **X:** round w/f

0.80-1.00 0.50-0.80 0.00-0.50 -1.00-0.00

Type ‘3pm’ nasal motif is primarily found in Early Classic ceramics although the time span of this typological category extends to Late Classic Phase 1 with one single example in Late Classic Phase 2 (see Appendix A: Table 164 and Appendix A: Table 167). In the corpus of monumental art of the present study there are only two examples¹⁰⁵ of type ‘3pm’ nasal motifs (see Table 94), but even these two cases correspond seamlessly to the general diachronic distribution of the motif in ceramics as the monuments in question (Tikal Stela 40 and Tikal Miscellaneous Stones 109) are Early Classic in date. Moreover, examples from other media depicting type ‘3pm’ nasal motifs, such as the Lago Gūija celt fragment (see Figure 96) and two jadeite earflares from Holmul (see Figure 97) are Early Classic in date.

¹⁰⁵ Only Stela 40 from Tikal (dated 9.1.13.0.0) is included in the statistics to follow as the other monument (Tikal Miscellaneous Stones No. 109) can only be attributed to a general date (Early Classic) and the statistics pertaining to the monumental art in the present study operate primarily on monuments those of which a date can be secured on K'atun intervals.



Figure 96: Lago Güija celt fragment (drawing by Stephen Houston in Grube and Martin 2001: II-27)



Figure 97: Two Early Classic (ca. A.D. 350–450) jadeite earflares from Holmul, Guatemala (Group II, Structure B, Room 2); after Clancy, Coggins, and Culbert 1985: Fig. 22

In the ceramic corpus of the present study there are 11 examples of the motifs in question that come from 8 different ceramic vessels whereof two are provenienced (an Early Classic Phase 3 Pita Incised disc and an Early Classic Dos Arroyos Orange-polychrome bowl from Uaxactun [Smith 1955: Figs. 7c and 28a:5, respectively]), and six are unprovenienced ceramic vessels in the Kerr corpus (K621 [a Late Classic 1 Phase Naranjo Area Style bowl], K1270 [a Late Classic Phase 2 tripod dish], K4465 [an Early Classic Phase 3 Plano-Relief tripod vessel with a lid], K5746 [a Late Classic Phase 1 Naranjo Area Style Saxche Orange-polychrome bowl mentioning Aj Wosaa in the PSS text], K5884 [an Early Classic dish], and K8393 [a Late Classic Phase 1 Saxche Orange Polychrome: Saxche Variety bowl with a reference to Pa'chan (Uaxactun) in the PSS text]).

Since the diachronic distribution of type '3pm' nasal motif is biased towards the Early Classic period, it is worth reassessing the dates of the ceramic vessels that portray the motif in question. Consequently, the methodological techniques involved in the present study can also be directed into discovering potential inaccuracies in the initial phase dating designations and, subsequently, re-examining the artifacts that may portray iconographic features most commonly found in restricted time-specific surroundings.

In addition to the obvious Early Classic examples (Smith 1955: Figs. 7c and 28a:5, K4465, and K5884) there are three examples from the Late Classic Phase 1 (K621, K5746, and K8393) and one example from Late Classic Phase 2 (K1270) in the ceramic corpus of the present study. The dating of Naranjo Area Style ceramics has been discussed before in Chapter 5.1.1 and, in all likelihood, K621

along with other related ceramics date to the very beginning of Late Classic Phase 1 or to the Early Classic Phase 3. The second Naranjo Area Style bowl with a type ‘3pm’ nasal motif, K5746, mentions Aj Wosaaj in the PSS text and, consequently, the vessel can be dated to the very end of the 6th century, i.e., the very beginning of Late Classic Phase 1. The third Naranjo Area Style bowl with ‘3pm’ nasal motifs, K8393, is also an example of the early stage of Late Classic Phase 1.

Consequently, what seems to be an anomaly is K1270 which is designated to Late Classic Phase 2 in the corpus of the present study. Another reference relating to the dating of the dish (plate) is to be found in Coe (1982: 46) who assigns it to Tepeu 2 (i.e., Late Classic Phase 2). However, the ‘3pm’ type nasal motif of the humanlike head emerging from the maw of the double-headed dragon along with a plain ‘BO1’ type nasal motif of the dragon are primarily Early Classic to Late Classic Phase 1 traits. Also, the style of the hieroglyphs is reminiscent of Late Classic Phase 1 rather than Late Classic Phase 2.¹⁰⁶

Regarding the agents associated with type ‘3pm’ motifs, the design is in almost all cases attributed to deity figures (a deity head in Smith 1955: Fig. 07c and an unknown anthropomorphic head [only nose and lips visible] in Smith 1955: Fig. 28a:5, Maize Gods in K621 and in K1270, two figures with Chaahk attributes in K4465, humanlike figure with god markings in K5746, other deity figures in K5884 and in K8393, deity head emerging from the mouth of a double-headed ceremonial serpent/dragon bar in Tikal Stela 40, and another deity [K’awiil?] in Tikal Miscellaneous Stones No. 109). The position of the motifs is always, save K1270 (that seems to stand out from the rest), touching the noses of the figures.

Along with type ‘3pm’ nasal motifs, the graphemically parallel type ‘4pm’ nasal motifs are most commonly attributed to deity figures. The time span of different variations of type ‘4pm’ nasal motif extends in ceramics from Early Classic Phase 3 to Late Classic Phase 2 while the only example in the corpus of monumental art of the present study (Quirigua Stela C) dates to 9.17.5.0.0, or Late Classic Phase 2 equated to the ceramic phases.

In the ceramic corpus of the present study there are 13 examples¹⁰⁷ of the motifs in question that come from 10 different ceramic vessels whereof one is provenienced (a Late Classic Phase 2 Zacatel Cream-polychrome tripod dish from Uaxactun [Smith 1955: Fig. 37a:9]) and nine are unprovenienced ceramic vessels in the Kerr corpus (K620 [a Late Classic Phase 1 Naranjo Area Style bowl], K681 [a Late Classic Phase 1 Naranjo Area Style Saxche Orange-polychrome bowl mentioning Aj Wosaaj in the PSS text], K998 [a Late Classic Phase 2 Zacatel ceramic group: cream-ground Codex-style cylindrical vase], K1261 [a Late Classic Phase 1 Saxche Orange Polychrome dish mentioning Animal Skull (of Tikal) in the PSS text], K1386 [a Late Classic Phase 1 – Phase 2 Uaxactun-El Zotz Area Style Juleki Cream-polychrome cylindrical vase], K3388 [a Late Classic Phase 2 Holmul Dancer Style Cabrito Cream-polychrome cylindrical vase], K4013 [a Late Classic Phase 2 Zacatel ceramic group: cream-ground Codex-style cylindrical vase], K4358 [a Late Classic Phase 2 – Phase 3 cylindrical vase], K5458 [an Early Classic Phase 3 Saxche Orange-polychrome: Dzaptun Variety dish with a reference to Naranjo (Sak Chuwen) in the PSS text], and K7604 [Late Classic Phase 1 Naranjo Area Style cylindrical vase]).

¹⁰⁶ In the PSS text of K1270, the circular motif inside the hand sign (syllabic **chi**) does not have an infixed U-shaped design that was an Early Classic trait until about 9.3.0.0.0 – 9.5.0.0.0 (Lacadena 1995: 209-213, Kettunen 1999: 2) but nor does it have the two exterior semi-circular elements (attached to the round motif) that replaced the U-shaped design (along with an infixed round design) after 9.5.0.0.0 (Lacadena 1995: 214). However, some of the graphemic details in the hieroglyphs such as the semi-circles in the personified <yī> sign are stylistically reminiscent of both Late Classic Phase 1 and Late Classic Phase 2 (compare to K530 and K5456).

¹⁰⁷ Along with these examples, there is yet another instance in K3048, but as the image in the Kerr corpus is a drawing (by Barbara Van Heusen / FLAAR) rather than a photo, and as analyses on ceramics are difficult to carry out based merely on drawings, this example was left out from the statistics to follow. However, based on the iconography, the ceramic vessel in question, in all likelihood, dates to the Late Classic Phase 1.

As regards the possessors of type ‘4pm’ motifs, in Smith (Fig. 37a:9) the agent is a humanlike (deity?) head with a “death collar”, in K620 there is a pair of avian theomorphs (Jaguar God of the Underworld with GIII [and possibly Itzamnaaj] attributes [according to Reents-Budet (1994: 203) the figures might represent manifestations of the Old Jaguar Paddler]), in K681 the agent with a ‘4pm’ nasal motif is one of the floating zoomorphic heads in the scene, in K998 the agent is a personified tree (Pax God head¹⁰⁸), in K1261 the agent is a human or humanlike head which forms part of the belt assemblage of Animal Skull of Tikal, in K1386 there are two cases of type ‘4pm’ nasal motifs attached to the noses of a deity figure and a humanlike figure, in K3388 the agent is a humanlike figure (Maize God?),¹⁰⁹ in K4013 a personified tree (Pax God head; compare to K998), in K4358 a humanlike figure (Maize God [see Footnote 109]), in K5458 a humanlike head (Maize God head), and in K7604 a theomorphic creature with jaguar characteristics. The position of the motifs is in front of the noses of the figures in 9 cases and touching the nose or nostrils in 4 cases (compare to the position of type ‘3pm’ nasal motifs which is frequently attached to the noses of the figures).

The next cases where the correlation coefficients are lower than average are types ‘knot w/f’ and ‘2 knots w/f’ nasal motifs. It is worth noticing that the third type in the super-category of knotted nasal motifs, i.e., ‘3 knots w/f’ does not differ from the general distribution of nasal motifs in ceramics. Moreover, it should be noted that types ‘knot w/f’ and ‘2 knots w/f’ do not exist in monumental art, and in all likelihood the examples in ceramics are allographic varieties of type ‘3 knots w/f’ nasal motifs. As all the occurrences of knotted nasal motifs are described in Chapter 4.2.3, it is redundant to repeat the details here.¹¹⁰ However, as the diachronic distribution of types ‘knot w/f’ and ‘2 knots w/f’ are different from those of ‘3 knots w/f’ (which is only found associated with Late Classic Phase 2 ceramics and monuments dating from 9.13.19.16.9 [Altar 5, Tikal] to 10.4.1.0.0¹¹¹ [Stela 6, Itzimte-Bolonchen], i.e., Late Classic Phases 2 and 3 when associated with ceramics), the occurrences are briefly analyzed below:

The 21 examples of type ‘knot w/f’ nasal motifs come from 7 different vessels whereof three can be attributed to Late Classic Phase 1 ceramics (namely Smith 1955: Fig. 72f, K622, and K2669), three to Late Classic Phase 2 ceramics (K2942, K3413, and K3924), and one (K4649) to either Late Classic Phase 2 or 3. The 7 examples of type ‘2 knots w/f’ come from two ceramic bowls with one dating to Late Classic Phase 1 and the other to Late Classic Phase 2. The synchronic overlap of types ‘3 knots w/f’ and the two other types of knotted nasal motifs, is in all likelihood stylistic as only one ceramic vessel (K3924) with type ‘3 knots w/f’ nasal motifs overlaps in regional style with any of the vases with other types of knotted nasal motifs. Moreover, the vase in question (K3924) has both ‘3 knots w/f’ and ‘knot w/f’ type nasal motifs on it.

In addition, the only regional style to portray type ‘3 knots w/f’ nasal motifs and none of the other types of knotted nasal motifs is Codex Style ceramics (Type:Variety designation: Zacatel ceramic group: cream-ground Codex-style). The only other unambiguous case of regional style that overlaps synchronically (i.e., Late Classic Phase 2) with other types of knotted nasal motifs is Uaxactun-El Zotz Area Style (three examples). Consequently, the preference to portray knotted nasal motifs with only one or two knots is in all likelihood based both synchronically and diachronically on style rather than anything else.

The case of different variations of type ‘2 round’ nasal motifs is rather significant in a diachronic respect. Out of the 79 examples in ceramics 35 (44.30 %) can be attributed to the Early Classic period (see Appendix A: Table 164 and Appendix A: Table 165). In many respects this category of nasal motifs is one of the most straightforward means to date Maya artworks (based merely on nasal motifs)

¹⁰⁸ Note also that the ear ornament of the head is next to identical with the nasal motif.

¹⁰⁹ The motif can also be classified as a ‘3pm w/f’ nasal motif as the outward extension of the motif is in all likelihood comparable to the foliaceous appendages of type ‘3pm w/f’ motifs.

¹¹⁰ As mentioned in Chapter 4.2.3, it seems apparent that knotted nasal motifs are a trait most commonly attributed to various manifestations of God A’ figures or parallel characters in Maya art.

¹¹¹ I.e., 1st Tun in 10 Ajaw.

keeping in mind other parallel iconographic traits. However, as there are a few examples (5) of this broad distinction of nasal motifs that can be attributed to Late Classic Phase 1 and a good amount of examples (37) from the Late Classic Phase 2, it is worth looking more closely at the designs of the motifs in question.

One of the reasons to narrow down the typological groups of nasal motifs by expanding the number of designations was to expose potential diachronic differences in the distribution patterns of specific motifs. One of these is the group ‘2 round’ nasal motifs that was further condensed to include three sub-groups, namely ‘2Rf’, ‘2Ro’, and ‘2Rp’ nasal motifs (see Appendix A: Table 166 and Appendix A: Table 168), which stand for two round nasal motifs in frontal view, two overlaying nasal motifs, and two round nasal motifs in profile view, respectively. By narrowing down the designations, the diachronic distribution of these subtle categories exposes even more noticeable diachronic patterns, as the diachronic frequency of type ‘2Rf’ nasal motifs in Early Classic ceramics is 93.33 %¹¹² and 56.25 % in the case of type ‘2Ro’ nasal motifs, but only 9.38 % in the case of ‘2Rp’ nasal motifs (see Appendix A: Table 168).

In relation to monumental art, the time span of type ‘2 round’ nasal motifs extends from 8.13.0.0.0 to 9.19.0.0.0, or from Early Classic to Late Classic Phase 2 if equated with ceramics (see Table 94). On the other hand, in the narrow distinction category the type ‘2Rf’ can only be found in the Early Classic period (9.3.0.0.0), type ‘2Ro’ from Early Classic to Late Classic Phase 2 (or 8.13.0.0.0 to 9.17.0.0.0) with the majority (77.78 %) being attributed to Early Classic period, and type ‘2Rp’ nasal motifs from Early Classic to Late Classic Phase 2 (or 9.1.0.0.0 to 9.19.0.0.0) with the majority (64.29 %) dating to Late Classic Phase 2 (or 9.13.0.0.0. to 10.0.0.0.0) as in the case of ceramics where the frequency is even higher, 81.25 % (see Appendix A: Table 168).

As the correlation coefficients in the broad distinction category pertaining to type ‘2 round’ nasal motifs varies from 0.21 to 0.69 with the average coefficient being 0.60, the correlation coefficients in the narrow distinction category pertaining to type ‘2Rf’ nasal motifs vary from -0.32 to 0.88 with the average coefficient being -0.07. The correlation coefficients of type ‘2Ro’ nasal motifs vary from 0.11 to 0.88 with the average coefficient being 0.34. Lastly, the correlation coefficients of type ‘2Rp’ nasal motifs vary from -0.23 to 1.00 with the average coefficient being 0.89.

¹¹² The only example of type ‘2Rf’ nasal motifs in the ceramic corpus of the present study that does not fall into the Early Classic Phase is K5015. After examining the distribution patterns of the motif in question, the single (Late Classic Phase 2) case was re-examined, and in all likelihood this vase dates to an earlier period than previously assumed. The vase itself is rather uncommon but some of the iconographic traits speak for an earlier date (Early Classic Phase 3?). If this is indeed the case, the relative diachronic frequency of type ‘2Rf’ nasal motifs in Early Classic ceramics increases to 100 % from the previous 93.33 %. The overall diachronic distribution of different types of nasal motifs in ceramics and in monumental art as displayed in Appendix A: Table 172 is followed by another table taking into consideration the re-examined ‘2Rf’ nasal motifs along with reassessed type ‘disc’ nasal motifs (see Table 96).

Table 94: Diachronic distribution of different types of nasal motifs in monumental art
(broad distinction, diachronic sequence organized by first appearance)

	Late Preclassic																																				Postclassic
	8.12.0.0	8.13.0.0	8.14.0.0	8.15.0.0	8.16.0.0	8.17.0.0	8.18.0.0	8.19.0.0	9.0.0.0	9.1.0.0	9.2.0.0	9.3.0.0	9.4.0.0	9.5.0.0	9.6.0.0	9.7.0.0	9.8.0.0	9.9.0.0	9.10.0.0	9.11.0.0	9.12.0.0	9.13.0.0	9.14.0.0	9.15.0.0	9.16.0.0	9.17.0.0	9.18.0.0	9.19.0.0	10.0.0.0	10.1.0.0	10.2.0.0	10.3.0.0	10.4.0.0	10.5.0.0			
	EC1-3												LC1				LC2				LC3																
													EC3-LC1				LC1-LC2				LC2-LC3																
broad:																																					
round	13	0	0	0	0	0	0	0	5	0	0	14	2	1	4	1	0	5	22	6	2	1	1	6	2	7	17	17	3	6	0	2	0	1	138		
2 bones	4	0	0	0	0	0	0	0	3	3	6	14	1	0	2	1	0	9	9	5	1	3	18	12	16	23	28	26	22	12	18	7	3	1	0	9	256
nb	3	0	0	0	0	0	0	0	0	0	0	0	1	1	1	0	0	0	1	0	0	1	0	2	0	1	4	2	2	0	3	13	4	2	0	16	57
2 round		2	0	0	0	0	0	0	2	1	7	3	2	0	0	0	0	1	0	3	0	1	1	3	4	0	2	0	1							33	
bone									4	0	0	0	0	0	0	0	0	0	4	0	0	4	3	6	5	8	29	6	9	8	7	2	1	0	0	2	98
ds																		1	2	0	0	0	0	2	2	1	1	5	4	2	5	5	6	1	2	40	
3pm									1																											1	
round w/f																		1	0	0	0	2	3	0	3	2	2	0	0	2	2					17	
sc w/f																		1	0	2	1	1	2	2	1	8	1	2	2	2	2	0	1		28		
sc (2)																		1	0	9	1	0	3												14		
nb w/f																		1	0	0	0	0	1	5	1										8		
sc																			1	10	1	2	8	5	3										30		
bf																			1	0	0	0	0	0	0	1	0	2	1						5		
2nm																			2	2	1	1	15	0	2	3	0	1	6						33		
3 knots w/f																			2	1	0	0	1	2	0	0	0	0	0	0	0	1			7		
4pm																																				1	
dnm																																				3	
2 knots w/f																																				0	
2-part																																				0	
2-part w/f																																				0	
3 bones																																				0	
3-part																																				0	
3-part w/f																																				0	
3pm w/f																																				0	
4-part																																				0	
4-part w/f																																				0	
4pm w/f																																				0	
knot w/f																																				0	
mo																																				0	
scroll																																				0	
silk																																				0	
ti																																				0	
unc.	4	0	1	0	0	0	0	1	2	0	5	6	2	0	0	2	0	0	2	0	0	1	2	1	2	5	2	3	1	0	3	3	2	0	0	2	52
und.		1	0	0	1	0	1	0	1	0	0	0	0	0	0	0	0	1	2	0	0	2	1	0	1	8	8	0	0	1	4	6	3	0	2	42	
	24	0	4	0	0	1	0	1	17	4	18	39	8	2	7	4	0	16	41	18	5	14	52	42	39	61	124	84	48	36	41	44	27	9	2	31	863

Table 95: Diachronic distribution of different types of nasal motifs in monumental art
(narrow distinction, diachronic sequence organized by first appearance)

	Late Preclassic																																																																																																																																																																																																																																																																																																																																																																																																																																																																																																																																																																																																																																																																																																																																																																																																																																																																																																																																																																																																																																																																																																																																																																																																																																																																																																																																																																																																																																																																																																																																																			
	8.12.0.0				8.13.0.0				8.14.0.0				8.15.0.0				8.16.0.0				8.17.0.0				8.18.0.0				8.19.0.0				9.0.0.0				9.1.0.0				9.2.0.0				9.3.0.0				9.4.0.0				9.5.0.0				9.6.0.0				9.7.0.0				9.8.0.0				9.9.0.0				9.10.0.0				9.11.0.0				9.12.0.0				9.13.0.0				9.14.0.0				9.15.0.0				9.16.0.0				9.17.0.0				9.18.0.0				9.19.0.0				10.0.0.0				10.1.0.0				10.2.0.0				10.3.0.0				10.4.0.0				10.5.0.0																																																																																																																																																																																																																																																																																																																																																																																																																																																																																																																																																																																																																																																																																																																																																																																																																																																																																																																																																																																																																																																																																																																																																																																																																																																																																																																																																																																																															
	EC1-3																LC1																LC2																LC3																																																																																																																																																																																																																																																																																																																																																																																																																																																																																																																																																																																																																																																																																																																																																																																																																																																																																																																																																																																																																																																																																																																																																																																																																																																																																																																																																																																																																																																																																																			
	EC3-LC1																LC1-LC2																LC2-LC3																																																																																																																																																																																																																																																																																																																																																																																																																																																																																																																																																																																																																																																																																																																																																																																																																																																																																																																																																																																																																																																																																																																																																																																																																																																																																																																																																																																																																																																																																																																			
narrow:	2	0	0	0	0	0	0	0	0	1	0	0	0	0	0	0	1																																																																																																																																																																																																																																																																																																																																																																																																																																																																																																																																																																																																																																																																																																																																																																																																																																																																																																																																																																																																																																																																																																																																																																																																																																																																																																																																																																																																																																																																																																																																			

Table 96: Diachronic distribution of different types of nasal motifs (narrow distinction, ceramics and monumental art merged, diachronic sequence organized by first appearance, re-examined occurrences of type 'disc' and type '2Rf' nasal motifs indicated with a question mark)

	Late Preclassic	Early Classic	Late Classic 1	Late Classic 2	Late Classic 3	Postclassic
disc					?	
round						
BO1						
nb-BO4						
nb-unc.						
2Rf				?		
2Ro						
3pm						
2Rp						
ds						
oval						
sc w/f						
sc2						
4pm						
BO3						
3pm w/f						
2 knots w/f						
ab (2)						
mo						
nb w/f						
ti						
2-part						
bf						
BO2						
knot w/f						
round w/f						
sc1						
BO4						
BO-und.						
3 knots w/f						
3-part w/f						
4-part						
4-part w/f						
4pm w/f						
ab						
dnm						
sc (2)						
scroll						
2nm-(various)						
2-part w/f						
3-part						
silk						
nb-BO1						

Table 97: Diachronic distribution of different types of nasal motifs in monumental art (narrow distinction, diachronic sequence organized by first appearance within super-categories); Part I










































		Late Preclassic	Early Classic	Late Classic 1	Late Classic 2	Late Classic 3	Postclassic
round and oval designs	disc						
	round						
	oval						
	2Rf						
	2Ro						
	2Rp						
							
tripartite and quadripartite motifs	3pm						
	3pm w/f						
	4pm						
	4pm w/f						
shuttlecocks, tassels, and separate multipartite motifs	sc1						
	sc2						
	ab						
	sc w/f						
	2-part						
	2-part w/f						
	3-part						
	3-part w/f						
	4-part						
	4-part w/f						
	round w/f						

Table 98: Diachronic distribution of different types of nasal motifs in monumental art (narrow distinction, diachronic sequence organized by first appearance within super-categories); Part II

		Late Preclassic	Early Classic	Late Classic 1	Late Classic 2	Late Classic 3	Postclassic
tubular designs	BO1						
	BO2						
	BO3						
	BO4						
	nb w/f						
	nb-BO1						
	nb-BO4						
knots	knot w/f						
	2 knots w/f						
	3 knots w/f						
(other designs)	ds						
	2nm-(various)						
	scroll						
	mo						
	silk						
	bf						
	ti						
	dnm						

Table 99: Diachronic distribution of different types of nasal motifs in monumental art supplemented with the distribution in ceramics (narrow distinction, diachronic sequence organized by first appearance within super-categories); Part I
































































		Late Preclassic	Early Classic	Late Classic 1	Late Classic 2	Late Classic 3	Postclassic
round and oval designs	disc						
	round						
	oval						
	2Rf						
	2Ro						
	2Rp						
tripartite and quadripartite motifs	3pm						
	3pm w/f						
	4pm						
	4pm w/f						
							
shuttlecocks, tassels, and separate multipartite motifs	sc1						
	sc2						
	ab						
	sc w/f						
	2-part						
	2-part w/f						
	3-part						
	3-part w/f						
	4-part						
	4-part w/f						
	round w/f						
							

Table 100: Diachronic distribution of different types of nasal motifs in monumental art supplemented with the distribution in ceramics (narrow distinction, diachronic sequence organized by first appearance within super-categories); Part II

		Late Preclassic	Early Classic	Late Classic 1	Late Classic 2	Late Classic 3	Postclassic
tubular designs	BO1						
	BO2						
	BO3						
	BO4						
	nb w/f						
	nb-BO1						
	nb-BO4						
knots	knot w/f						
	2 knots w/f						
	3 knots w/f						
(other designs)	ds						
	2nm-(various)						
	scroll						
	mo						
	silk						
	bf						
	ti						
	dnm						

5.3.2.2. ANALYSES BASED ON SELECTED TYPOLOGICAL CATEGORIES

As some typological groups of nasal motifs indicate more restricted diachronic distribution patterns than others, these typological groups will be examined in more detail on the following pages. Particular attention is given to types ‘round’, ‘2 round’, ‘nb’, and ‘bone’ in the broad distinction category, and types ‘disc’, ‘round’, ‘oval’, ‘2Rf’, ‘2Ro’, and ‘2Rp’, ‘BO1’, ‘BO2’, ‘BO3’, and ‘BO4’ in the narrow distinction category. These patterns are observed especially in relation to monumental art, as the temporal distribution can be dissected into more subtle fractions than in the case of ceramics.

Type ‘round’ and ‘2 round’ nasal motifs (‘disc’, ‘round’, ‘oval’, ‘2Rf’, ‘2Ro’, and ‘2Rp’ in the narrow distinction category) present a productive sample for statistical analyses as the number of these motifs in Maya iconography is large enough to yield dynamic diachronic distribution patterns. Type ‘round’ nasal motifs in the broad distinction category has a lengthy history from the Late Preclassic to the Terminal Classic periods, with precedents outside the Maya area dating to Middle Preclassic period (Monument 19 at La Venta, see Figure 49a). The relative diachronic frequency of type ‘round’ nasal motifs is gradually increasing from the Late Preclassic onwards until a sudden decline can be observed during the Terminal Classic period (see Chart 31). The synchronic frequency of type ‘round’ nasal motifs provides another look at the distribution pattern: during the Late Preclassic, round nasal motifs were the most prevalent typological category, encompassing more than 50 % of all nasal motifs. The synchronic frequency was still high during the Early Classic and Early Late Classic periods, but the frequency decreased after 9.13.0.0.0 with the emergence of other types of nasal motifs (see Chart 31).

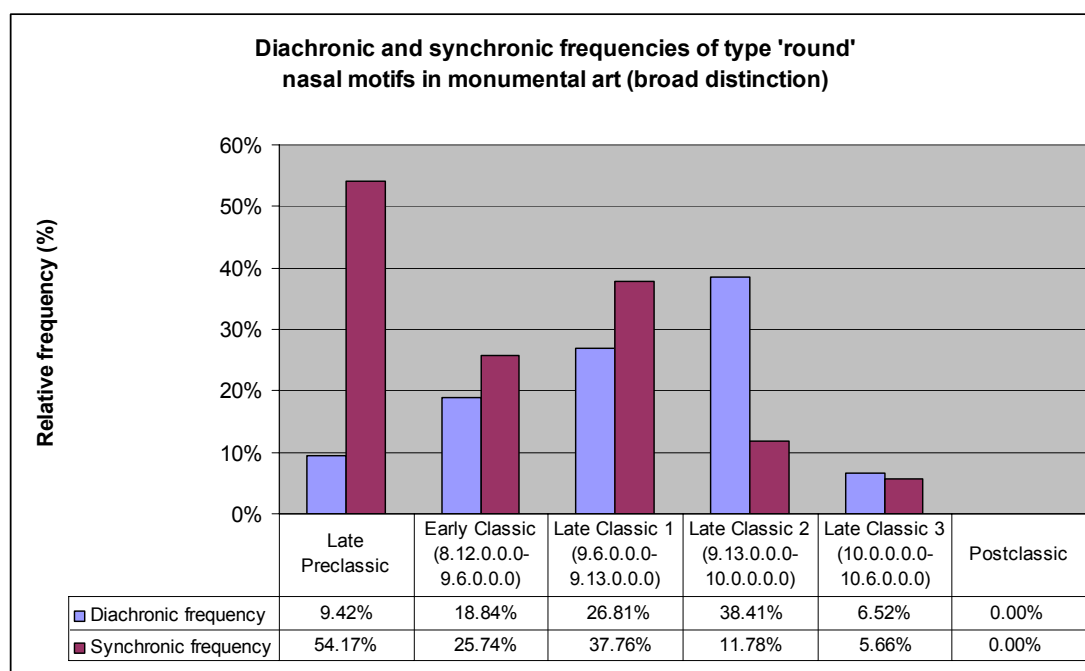


Chart 31: Diachronic and synchronic frequencies of type ‘round’ nasal motifs in monumental art (broad distinction)

A closer look at the various sub-types (i.e., narrow distinction) of round nasal motifs provides further diachronic distribution patterns (see Chart 32). It is apparent that type ‘disc’ nasal motifs are restricted to the early phase in Maya art with the last example being assigned to Yajaw Te’ K’inich II on Stela 14 at Caracol, dated 9.6.0.0.0. The plain round designs have a more extensive distribution from Late Preclassic (Stela 2 at Abaj Takalik) to the Terminal Classic monuments (Stela 3 at Xultun, Stela 2 at Ixlu, and Stela 7 at Uxmal). In contrast, the oval nasal motifs only appear to the iconography around 9.8.0.0.0-9.9.0.0.0 on Stela 7 at Lacanha and on Stela 5 at Caracol with the majority of the examples dating between 9.14.0.0.0 and 9.19.0.0.0. This distribution is in accordance with the statistics

pertaining to ceramics, as there is only one example from Early Classic Phase 3, but numerous examples (113 in total) from Late Classic Phases 1 to 3.

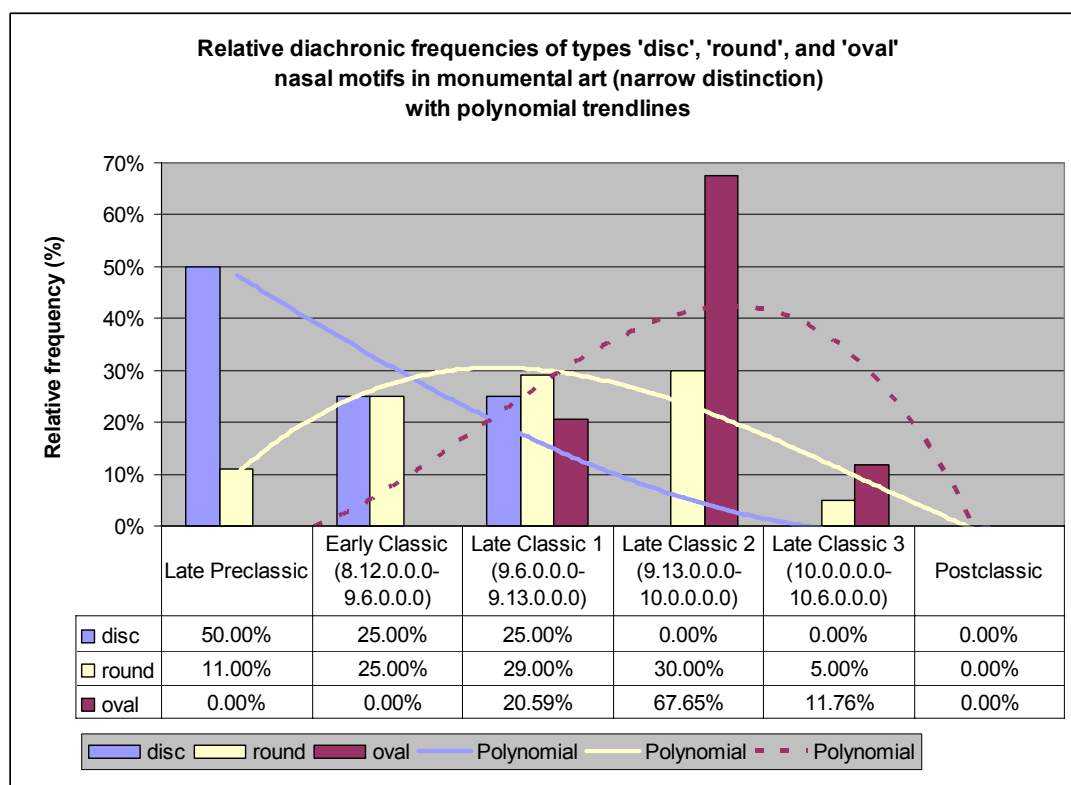


Chart 32: Relative diachronic frequencies of different sub-categories (narrow distinction) of type 'round' nasal motifs in monumental art

Concerning the diachronic distribution of type '2 round' nasal motifs, the overall pattern (see Chart 33) is that the motifs are highly frequent during the Early Classic period (16.83 % of all nasal motifs during this phase), but the frequency declines dramatically towards the Late Classic period, with no examples during the Terminal Classic or Postclassic periods. A closer look at the distribution, based on k'atun intervals, is illustrated in Chart 34. The gaps in the distribution between 8.14.0.0.0 and 8.18.0.0.0 and between 9.4.0.0.0 and 9.7.0.0.0 are evidently due to lack or sparse representation of monuments in the corpus of monumental art of the present study. However, the general pattern can be observed, and it is markedly that of decreasing in (relative synchronic) frequency from the Early Classic period onwards.

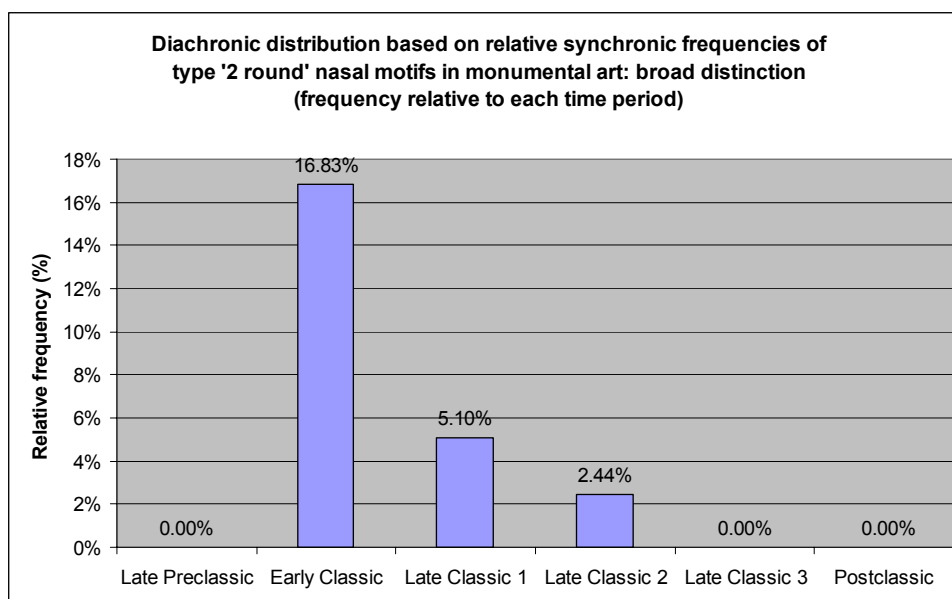


Chart 33: Diachronic distribution based on relative synchronic frequencies of type '2 round' nasal motifs in monumental art: broad distinction (frequency relative to each time period)

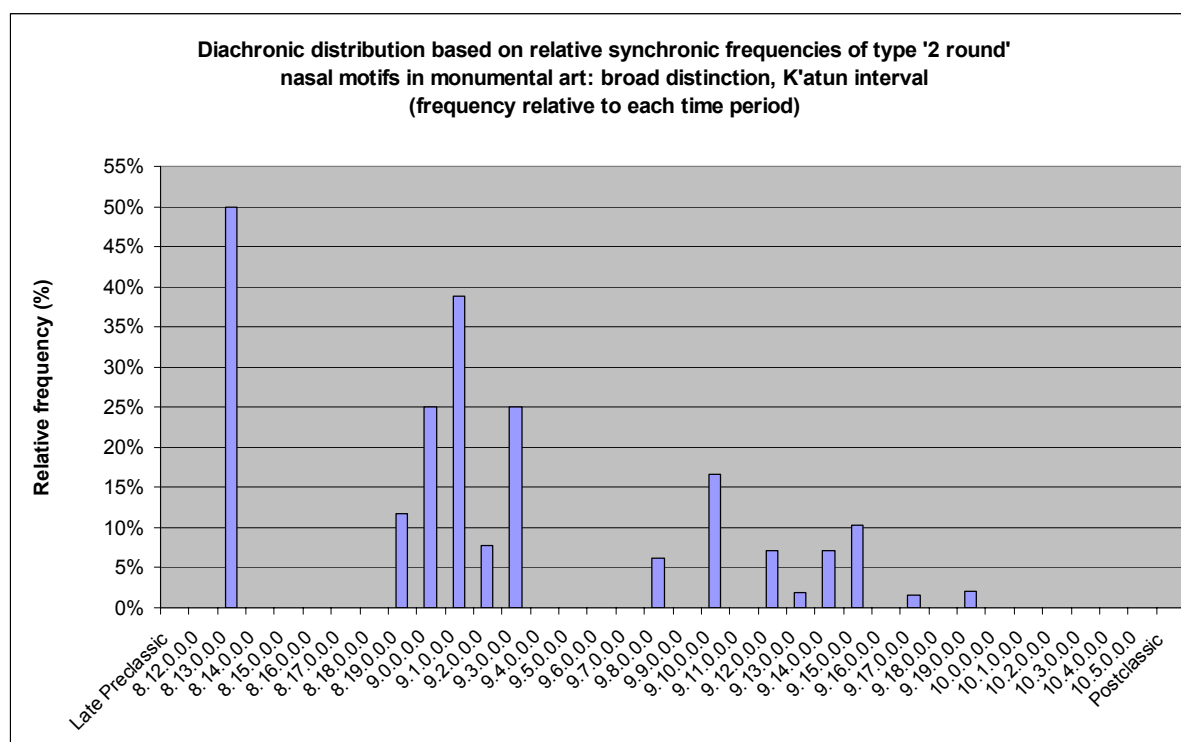


Chart 34: Diachronic distribution based on relative synchronic frequencies of type '2 round' nasal motifs in monumental art: broad distinction, K'atun interval (frequency relative to each time period)

A closer look at the distribution of different sub-types of '2 round' nasal motifs (see Chart 35) reveals further divergence in the distribution.¹¹³ Type '2Rf' motifs appear to be almost exclusively an Early Classic trait, with its profile counterpart, type '2Ro' (two overlaying round motifs), having a somewhat broader distribution. Type '2Rp' (two round or oval motifs that are portrayed in profile view, but separated from each other), on the other hand, appears to be a Late Classic phase 2 trait.

¹¹³ The distributions pertaining to monumental art and ceramics are combined here to yield more examples, as the number of different types of '2 round' nasal motifs are underrepresented in monumental art.

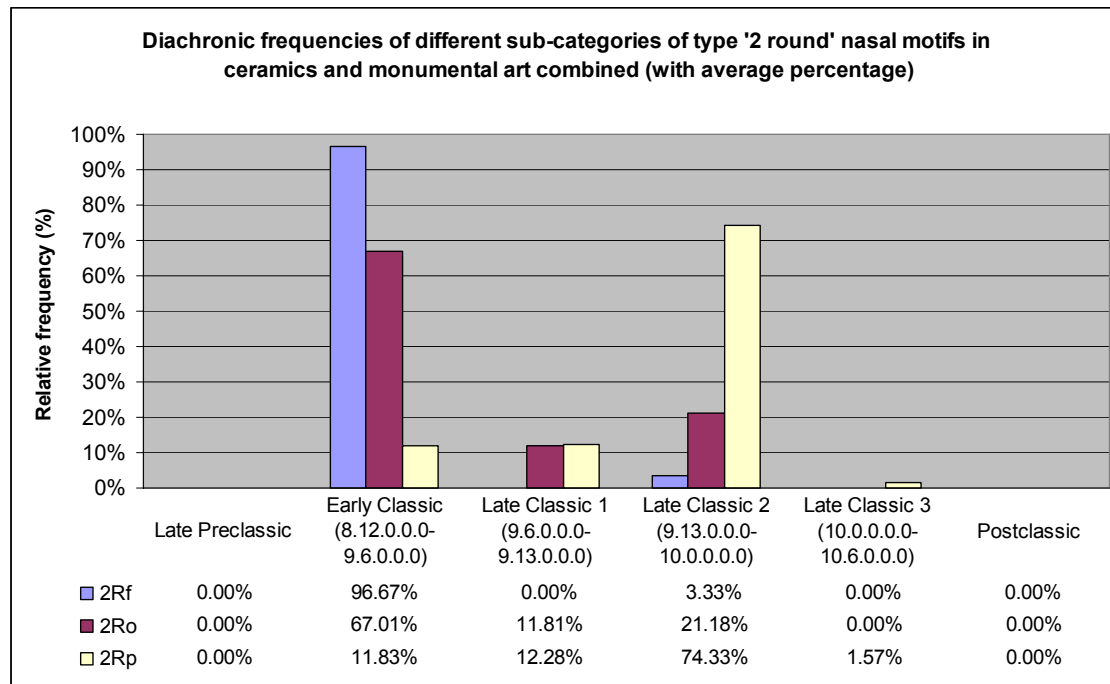


Chart 35: Diachronic frequencies of different sub-categories (narrow distinction) of type '2 round' nasal motifs in ceramics and monumental art combined (with average percentage)

The diachronic distribution of type 'nb' nasal motifs (see Chart 36) is very distinct and probably suggests outside influence or distinct ethnic groups rather than sporadic innovation or lack of examples in the corpus of monumental art of the present study. Proskouriakoff (1950: 59) remarked that "in the Classic area, the simple tubular nose bead appears, to my knowledge, only once – on a very late monument at Seibal. The presence of other Mexican traits at this site suggests that the nose bead is also exotic." Although there are other examples of simple nose bars from the Classic period (at Tikal during the Late Early Classic period and at Machaquila and Jimbal during the Terminal Classic), the distribution during the Classic period is very restricted, both diachronically and synchronically.

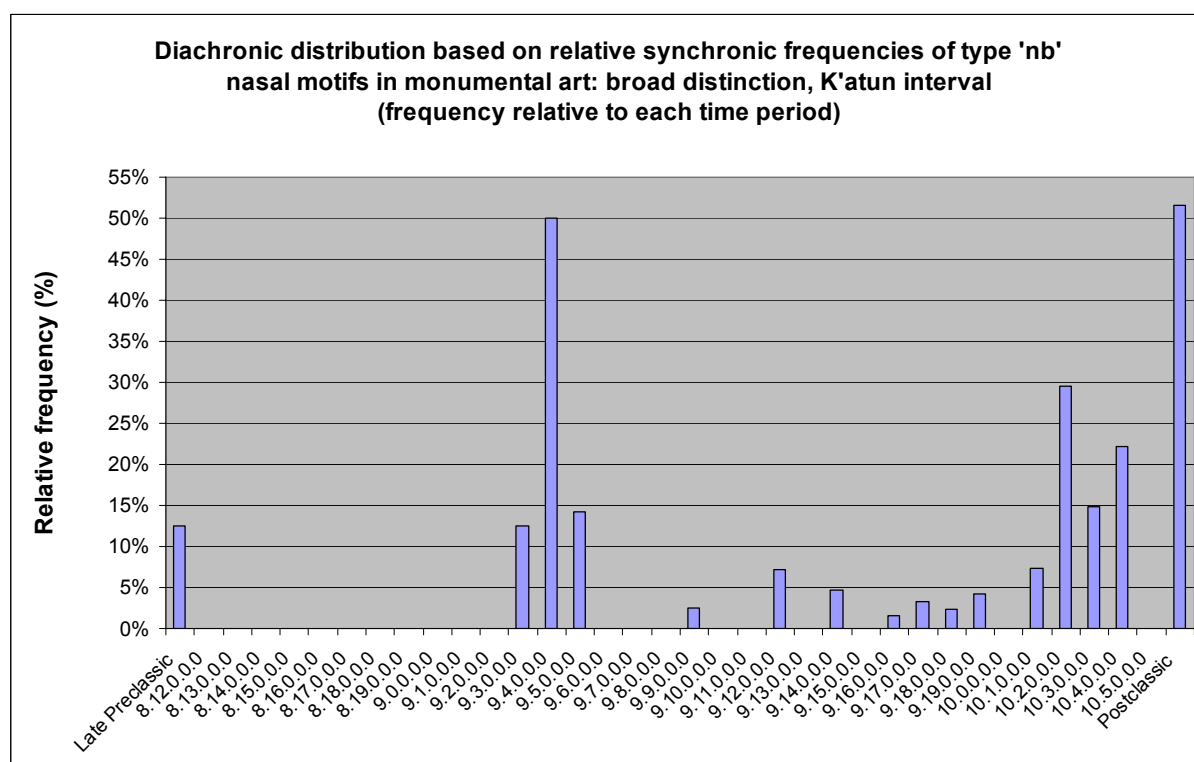


Chart 36: Diachronic distribution based on relative synchronic frequencies of type 'nb' nasal motifs in monumental art: broad distinction, K'atun interval (frequency relative to each time period)

These alleged 'Mexican' traits are also found in the Late Preclassic monuments of the Southern Highlands and all around the Yucatan peninsula during the Postclassic period, pointing to a trait of a distinct ethnicity and/or outside influence. Regarding the alleged 'Mexican' traits in Terminal Classic Seibal, Schele and Mathews (1998: 192-193) have pointed out that they were employed by people who originated from within the Maya region. The emergence of these 'non-Classic' traits does, however, point to the interpretation that there is at least indirect outside influence in the iconography during the Terminal Classic period.

There are, nevertheless, problems in the interpretation of the emergence of these traits (along with other iconographic and epigraphic aspects) in the Late Preclassic Southern Highlands, Early Classic Tikal, Terminal Classic Central Lowlands, and Postclassic Yucatan peninsula, as there are indications of both direct and indirect influence from outside the Maya areas. While the epigraphic, iconographic, and architectural verification of Teotihuacan influence in Early Classic Tikal (and elsewhere) is abundant (Stuart 1998a; Martin and Grube 2000: 29; Braswell 2003), the Terminal Classic and Postclassic traits are more difficult to attest. However, what remains a fact, is that the irregular emergence of nose bars in Maya iconography can be used as further evidence of the rupture in the "old order".

As regards the distribution of various sub-categories of bone-type nasal motifs ('bone', '2 bones', and '3 bones' in the broad distinction category), there are noticeable trends to be discerned (see Chart 37). Type 'BO1' nasal motifs (i.e., tubular motifs with round or oval top elements) pervade the shape of the motifs from the Late Preclassic to the Early Late Classic period, with a renaissance during the Terminal Classic period. Type 'BO2' nasal motifs (i.e., bone-shaped tubular motifs) seem to be a Middle Late Classic trait along with type 'BO3' motifs (i.e., tubular motifs with something other than round or oval top elements). Type 'BO4' nasal motifs (i.e., plain tubular motifs), contrarily, seem to be characteristic to the Postclassic period. In general, the pattern appears to be that tubular nasal motifs with round top designs (jadeite assemblages, see Chapter 4.1) is the trademark of most eras in Maya history in relation to tubular nasal motifs, although there are innovations and experiments with the top elements appearing during the Late Classic period.

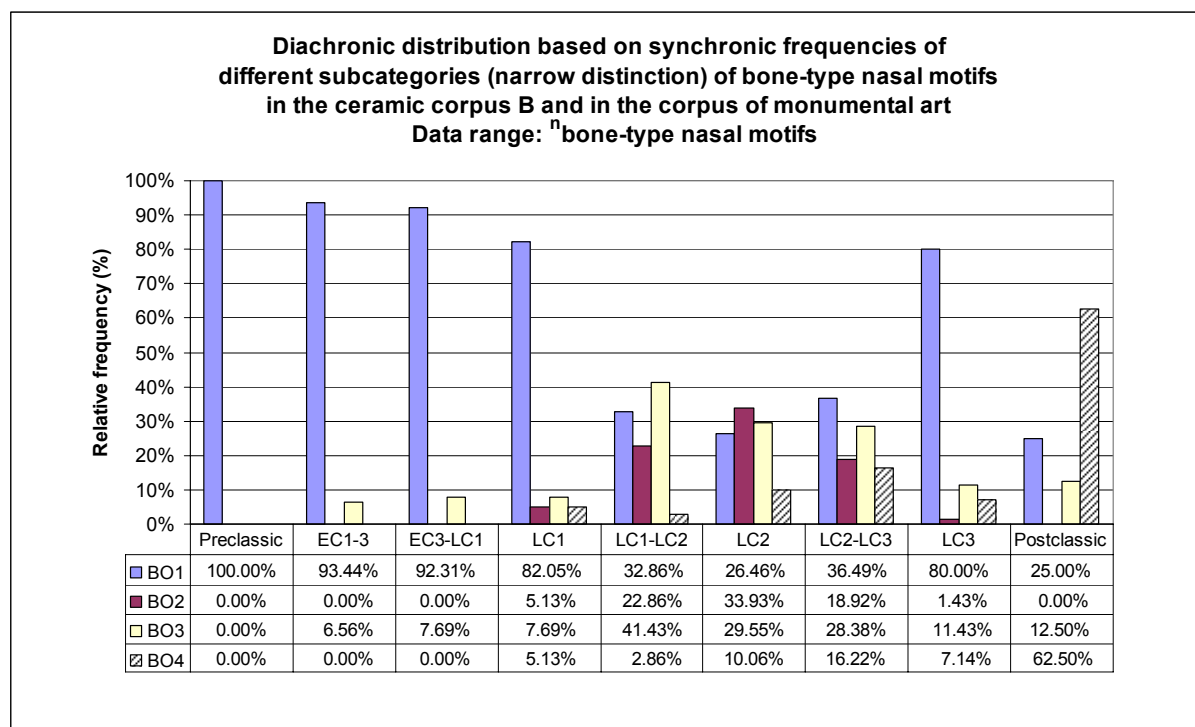


Chart 37: Diachronic distribution based on synchronic frequencies of different subcategories (narrow distinction) of "bone-type nasal motifs in the ceramic corpus B and in the corpus of monumental art (data range: "bone-type motifs)

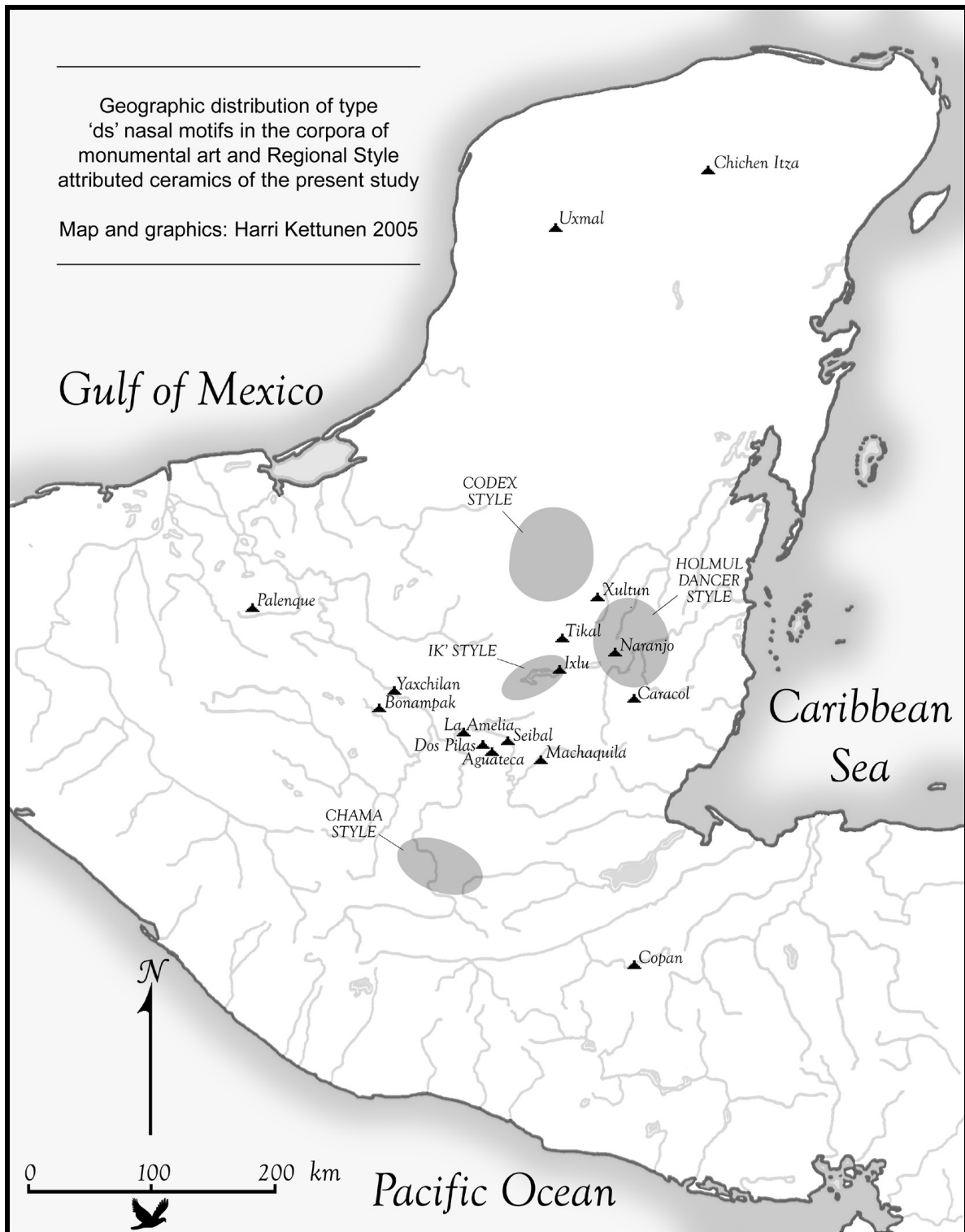
5.3.2.3. DIFFUSION OF SELECTED TYPOLOGICAL CATEGORIES OF NASAL MOTIFS IN MONUMENTAL ART

Besides looking at the diachronic distribution of various types of nasal motifs, it is important to add a geographic dimension to the analyses and to expose potential diffusion patterns therewithin. What follows here is a case study of two types of nasal motifs: ‘dragon snouts’ and ‘nose bars’, or types ‘ds’ and ‘nb’ motifs, respectively. The diachronic-regional distribution of these motifs is presented here in two different ways: (1) in the case of type ‘ds’ nasal motifs, the first appearance of the motifs is marked with each site that portrays the motif (see Table 101), with an accompanying map demonstrating the overall geographic distribution of the motif (along with the distribution of the motif in the corpus of Regional Style attributed ceramic vessels of the present study; see Map 6), and maps showing the distribution or dissemination of the motifs in a diachronic respect (see Map 7); (2) in the case of type ‘nb’ nasal motifs (see Table 102 and Map 10), the diachronic-regional distribution is presented in chronological order showing only sites that portray the motif during a given time span (see Map 8 and Map 9). These two models exhibit two different ways to observe the temporal-spatial, or diachronic-regional, distribution of iconographic motifs.

Table 101: First appearances of type ‘ds’ nasal motifs in monumental art

Site:	Date:	Stylistic date:	
			Late Preclassic
			8.12.0.0
			8.13.0.0
			8.14.0.0
			8.15.0.0
			8.16.0.0
			8.17.0.0
			8.18.0.0
			8.19.0.0
			9.0.0.0
			9.1.0.0
			9.2.0.0
			9.3.0.0
			9.4.0.0
			9.5.0.0
			9.6.0.0
			9.7.0.0
			9.8.0.0
			9.9.0.0
			9.10.0.0
			9.11.0.0
			9.12.0.0
			9.13.0.0
			9.14.0.0
			9.15.0.0
			9.16.0.0
			9.17.0.0
			9.18.0.0
			9.19.0.0
			10.0.0.0
			10.1.0.0
			10.2.0.0
			10.3.0.0
			10.4.0.0
			10.5.0.0
			Postclassic
Tikal	9.1.13.0.0	9.2.0.0	
Naranjo	9.8.0.0	9.8.0.0	
Caracol	9.9.0.0	9.9.0.0	
Palenque	n.a.	9.13.0.0	
Dos Pilas	9.13.15.0.0	9.14.0.0	
Yaxchilan	9.16.1.0.0	9.17.0.0	
Aguateca	9.18.0.0	9.18.0.0	
Bonampak	9.17.10.0.0	9.18.0.0	
Copan	n.a.	9.18.0.0	
Machaquila	9.18.10.0.0	9.19.0.0	
La Amelia	n.a.	10.0.0.0	
Xultun	n.a.	10.0.0.0	
Seibal	10.1.0.0	10.1.0.0	
Ixlu	10.1.10.0.0	10.2.0.0	
Uxmal	n.a.	10.4.0.0	
Chichen Itza	n.a.	TC / PC	?

Type ‘ds’ motif (whether genuine nasal motifs or abbreviated masks) appears in the iconography in the Central Lowlands during the Early Classic period. The first entrance of the motif in the corpus of monumental art of the present study is on Stela 40 at Tikal, dated 9.1.13.0.0, albeit the motif is parallel only in outline to the later, more characteristic examples of the motif in question. The next examples are to be found at Naranjo and Caracol (9.8.0.0.0 and 9.9.0.0.0, respectively), and later, during the height of Late Classic period, all over the Maya lowlands. The last examples of the motif appear at Uxmal and Chichen Itza during the Terminal Classic period. The peak in the portrayal of the motif falls into the Terminal Classic period (with ~45.24 % of all occurrences of the motif in monumental art) and geographically to the Petexbatun area (~28.57 %) and Xultun (~19.05 %). In addition to appearing in the monumental art of these sites, the motif is also present in Codex Style, Holmul Dancer Style, Ik’ Style, and Chama Style ceramics.



Map 6: Geographic distribution of type 'ds' nasal motifs in the corpus of monumental art and the corpus of Regional Style attributed ceramic vessels of the present study

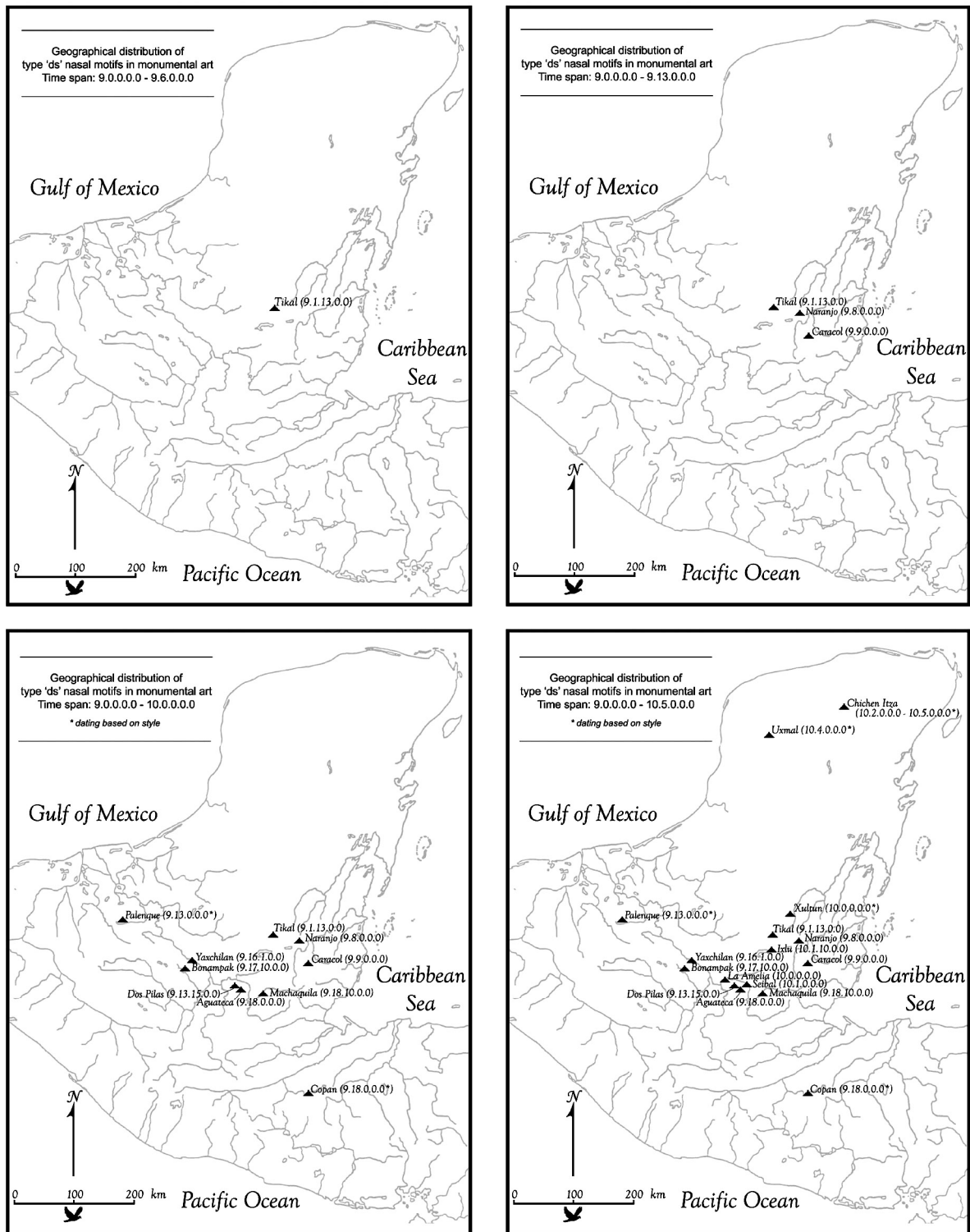
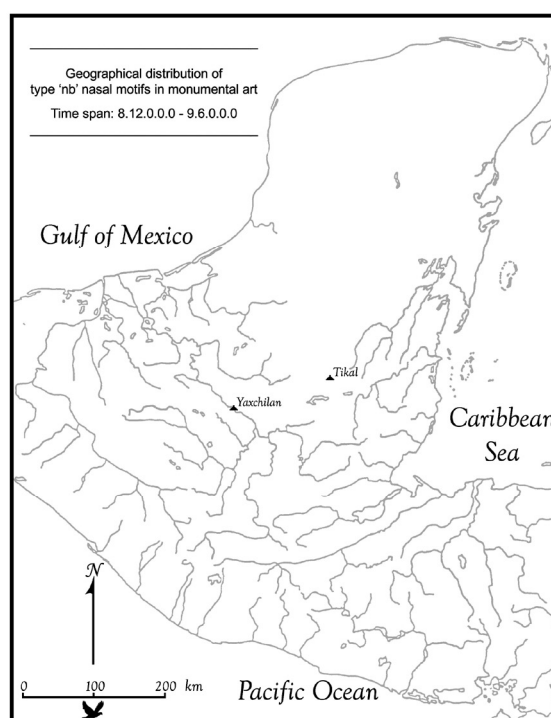
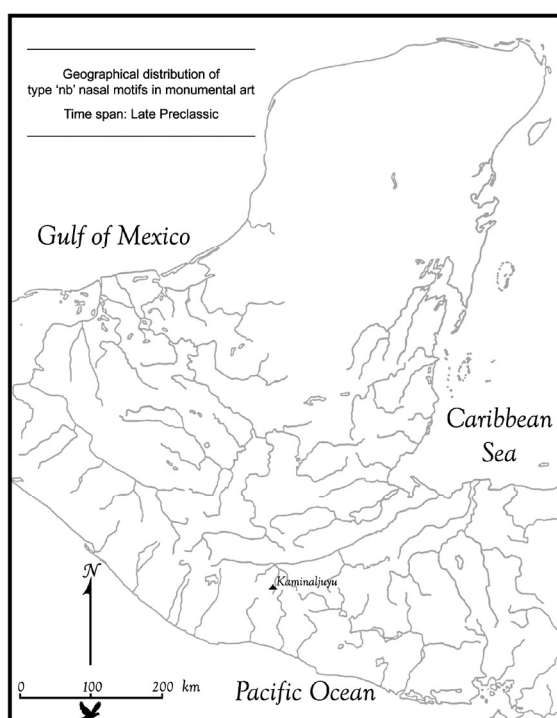


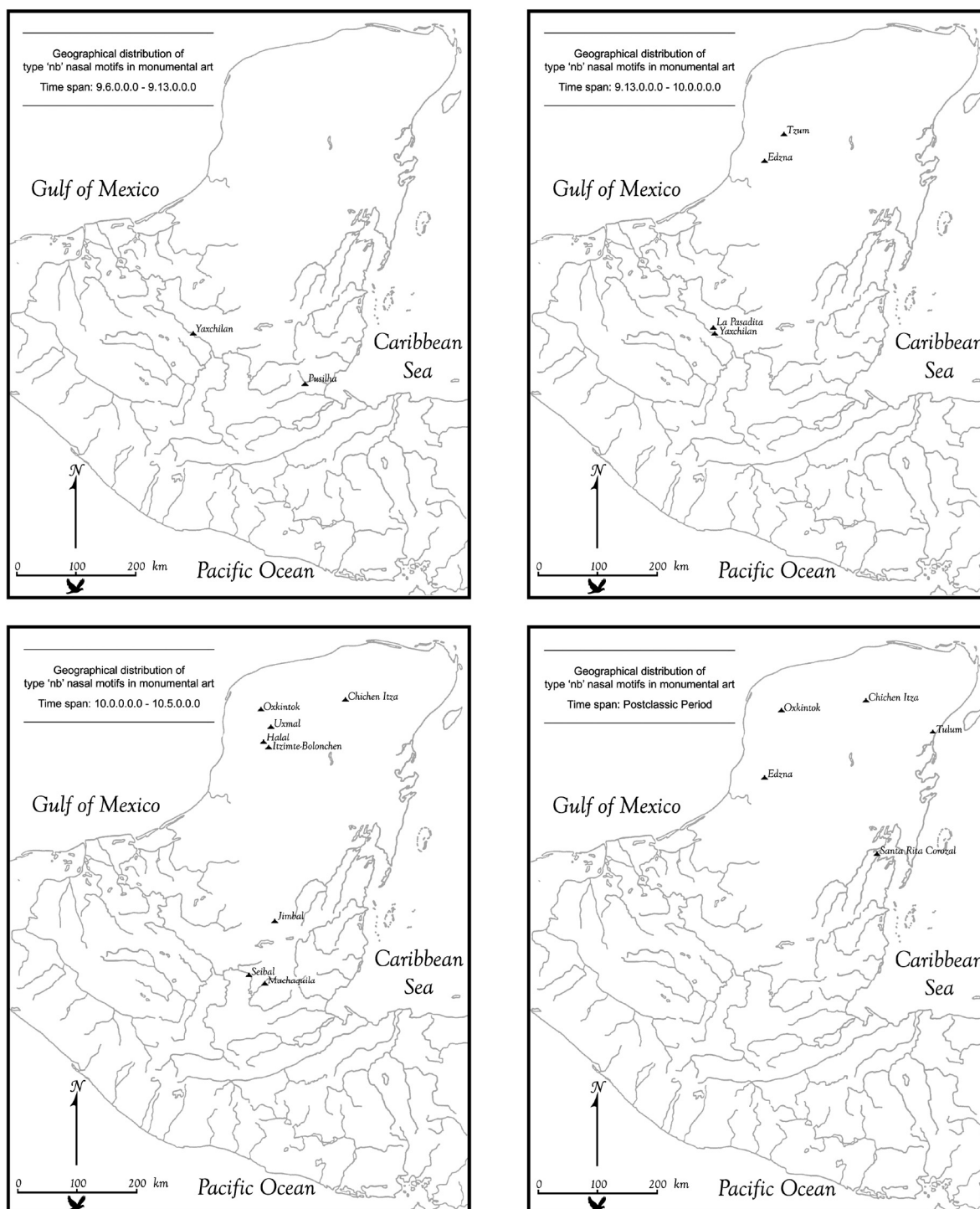
Table 102: Diachronic-regional distribution of type ‘nb’ nasal motifs in the corpus of monumental art of the present study

Site:	Late Preclassic	8.12.0.0	8.13.0.0	8.14.0.0	8.15.0.0	8.16.0.0	8.17.0.0	8.18.0.0	8.19.0.0	9.0.0.0	9.1.0.0	9.2.0.0	9.3.0.0	9.4.0.0	9.5.0.0	9.6.0.0	9.7.0.0	9.8.0.0	9.9.0.0	9.10.0.0	9.11.0.0	9.12.0.0	9.13.0.0	9.14.0.0	9.15.0.0	9.16.0.0	9.17.0.0	9.18.0.0	9.19.0.0	10.0.0.0	10.1.0.0	10.2.0.0	10.3.0.0	10.4.0.0	10.5.0.0	Postclassic		
Kaminaljuyu																																						
Tikal																																						
Yaxchilan																																						
Pusilha																																						
La Pasadita																																						
Tzum																																						
Edzna																																						
Machaquila																																						
Seibal																																						
Halal																																						
Itzimte-Bolonchen																																						
Chichen Itza																																						
Jimbal																																						
Uxmal																																						
Oxkintok																																						
Santa Rita (Corozal)																																						
Tulum																																						

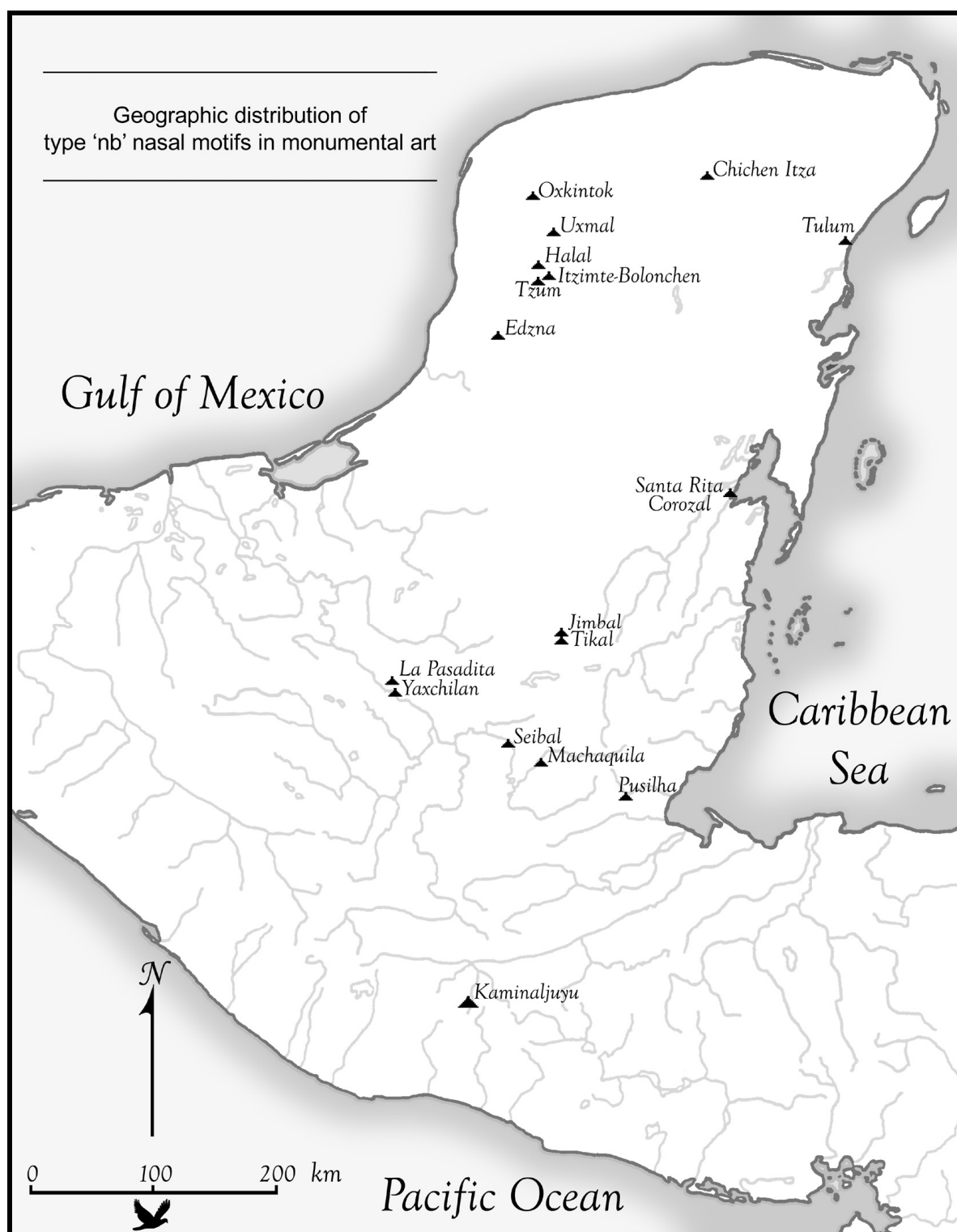
Type ‘nb’ nasal motif, an apparent factual nose ornament, appears in Maya art already during the Late Preclassic at Kaminaljuyu. After a lengthy exile it appears at Tikal and Yaxchilan during the Early Classic, continues to appear at Yaxchilan until 9.17.0.0, and has a renaissance during the Terminal Classic at Seibal, Machaquila, Jimbal, and various sites in the Yucatan peninsula proper. As mentioned in Chapter 5.3.2.2, the appearance of nose bars in Maya iconography is linked with other *prima facie* foreign traits that conceivably insinuate distinct ethnicity or outside (indirect) influence. The extensive history of nose bars at Yaxchilan is a case in itself, as the style of the nose bars is distinct from other (simple) examples, and cannot be linked with the emergence of plain nose bars in other areas.



Map 8: Diachronic and geographic distribution of type ‘ds’ nasal motifs in the corpus of monumental art of the present study (Part I)



Map 9: Diachronic and geographic distribution of type 'ds' nasal motifs in the corpus of monumental art of the present study (Part II)



Map 10: Geographic distribution of type 'nb' nasal motifs in the corpus of monumental art of the present study

5.4. ANALYSES BASED ON VARIOUS AGENTS

The primary focus of the following analyses is the comparison between different agents as relates to the typology of nasal motifs. The distribution of nasal motifs pertaining to various agents is also analyzed in diachronic terms, when applicable, along with a comparison based on different media. In Chapter 5.4.1, the typological distribution patterns pertaining to human and humanlike figures are elucidated, followed by a discussion of the results of the statistics, especially in relation to the divergence in the typological distribution between the two categories of agents. In Chapter 5.4.2, the distribution of nasal motifs assigned to dwarf figures will be discussed in typological and diachronic terms. In Chapter 5.4.3, the typological distribution of nasal motifs pertaining to various deity figures will be analyzed with an emphasis on comparing the distribution patterns between various deity figures on one hand, and between deity figures and human/humanlike figures on the other hand. In Chapter 5.4.4, special attention is given to the distribution patterns of nasal motifs pertaining to dragon figures, and in Chapter 5.4.5 to other zoomorphs. In Chapter 5.4.6, the typology and position of nasal motifs pertaining to animal figures will be analyzed along with the ramifications of the distribution patterns.

5.4.1. HUMAN AND HUMANLIKE FIGURES

Chart 38 illustrates a comparison of the distributions of nasal motifs of human and humanlike figures in ceramics in relative terms. As in the case of Appendix A: Chart 74 and Appendix A: Chart 75, the definite and probable occurrences of different types of nasal motifs are merged together for the sake of clarity generating an error margin of 0.00 % to 3.66 % on human figures and 0.00 % to 7.80 % on humanlike figures. The correlation coefficient between human and humanlike figures is relatively high (0.85133 in the broad distinction category and 0.81562 in the narrow distinction category) while it is exceedingly low, for example, between human/humanlike figures and dragon figures (0.01243 in the broad distinction category and -0.05325 in the narrow distinction category). For the comparison of relative distribution sets of nasal motifs in the broad distinction category pertaining to human and humanlike figures vs. dragon figures in the ceramic corpus B, consult Appendix A: Chart 76.

There is noticeable variance in the distribution of types ‘2 round’, ‘2nm’, and ‘2-part’ nasal motifs. Also, several types of nasal motifs are present only among humanlike figures and type ‘dnm’ nasal motifs are only found associated with human figures. Although the total number of clear cases of human figures with nasal motifs in the database is relatively small (82 instances) and the total number of humanlike figures is, in contrast, considerably higher (557 instances), meaningful rationale behind the distribution differences can be speculated. Due to the fact that the designation ‘humanlike figure’ incorporates all human-looking individuals in the ceramic scenes that cannot be identified securely as human beings or human-looking deities, the variance between the two distributions sets has probably more to do with the presence of anthropomorphic deities rather than human individuals in the scenes examined.

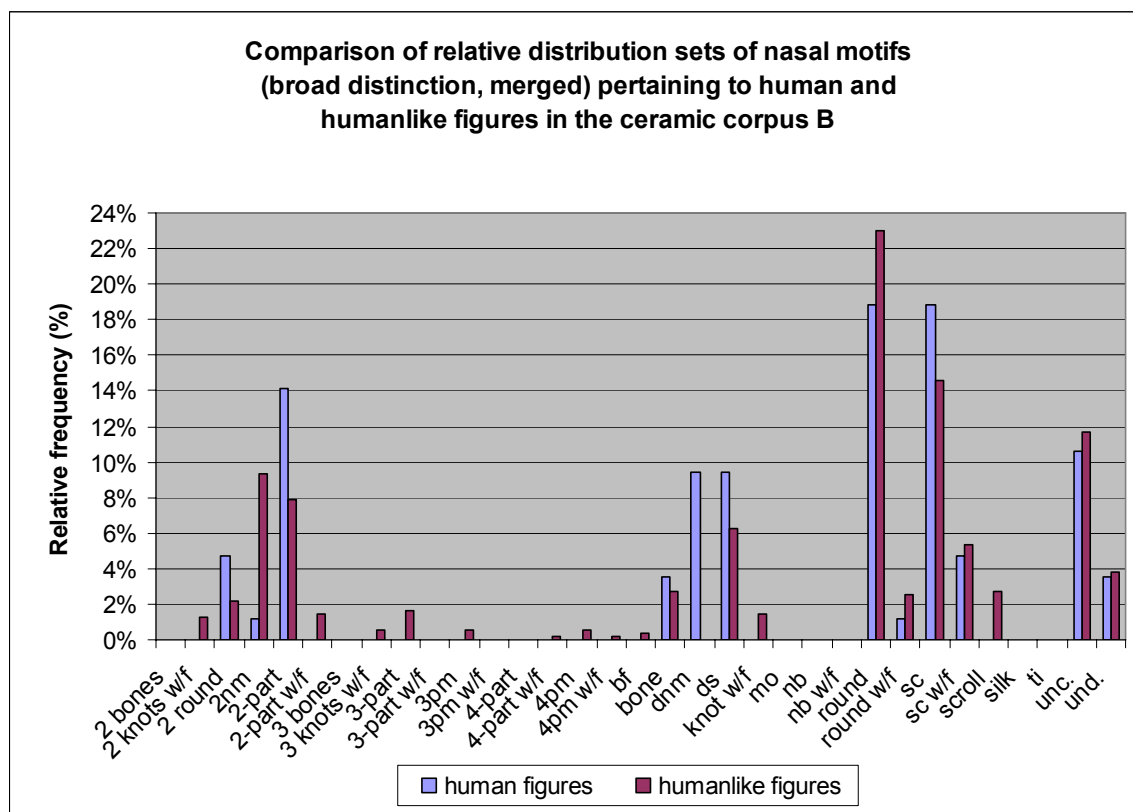


Chart 38: Comparison of relative distribution sets of nasal motifs (broad distinction) pertaining to human and humanlike figures in the ceramic corpus B

The exclusive presence among humanlike figures of the type ‘knot w/f’ nasal motifs (knot w/f, 2 knots w/f, and 3 knots w/f) in ceramics argues for the assumption that the aforementioned type of nasal motifs is restricted to non-humans. However, there are cases in monumental art that speak against this assumption. In Tikal Altar 5 (see Figure 98), two apparent human figures¹¹⁴ are dressed in ritual garments and possessing type ‘3 knots w/f’ nasal motifs. It is quite reasonable to assume that at least some of the figures in ceramic scenes with abovementioned nasal motifs are human individuals in ritual garments or human individuals dressed as deities.

¹¹⁴ According to Martin and Grube (2000: 46) the individuals are Jasaw Chan K’awiil of Tikal and a lord from Masul.



Figure 98: Altar 5, Tikal (drawing by William R. Coe [in Jones and Satterthwaite 1982: Fig. 23])



Figure 99: Detail from K2286 (drawing by the author after a photo by Justin Kerr)

Cases of supernatural scenes with humanlike figures or deities are represented in the following ceramic vessels:

CSU, Fig. 72f: A Late Classic Phase 1 Sibal Buff-polychrome tripod dish from Uaxactun (drawing). A scene with 5 partly blackened faced individuals (whereof two are theomorphic and three human-looking), one (descending?) human-looking figure, two Waterlily Jaguars, and a spider monkey. The nasal motifs of the five partly blackened faced individuals seem to be parallel to any of the type 'knot(s) w/f' nasal motifs but no knots are visible in the drawing.

K681: A Late Classic Phase 1 Saxche Orange-polychrome bowl of Naranjo Area Style mentioning Aj Wosaaj in the rim text. A probable narrative scene with four (God A' style) partly blackened faced individuals having type '2 knots w/f' nasal motifs and interacting with Waterlily Jaguars.

K2284: A Late Classic Phase 2 Zacatel ceramic group Codex Style bowl depicting two way-figures: a Waterlily Jaguar (*Jatz' ? Tokal? Ek' Hiix*) and God A' variant (*Jatz' ? Tokal? Mok Chij*). The *Mok Chij* figure has a type '3 knots w/f' nasal motif.

- K2286: A Late Classic Phase 2 Zacatel ceramic group Codex Style tripod vase depicting three *way*-figures: God A' variant (*Mok Chij* [see Figure 99]), a female with (God A' style) partly blackened face (*Ix(ik) K'uh* ?) and *Sitz' Chamiy*. The *Mok Chij* figure has a type '3 knots w/f' nasal motif.
- K2669: A Late Classic Phase 1 Saxche Orange-polychrome bowl of Uaxactun-El Zotz Area Style with Pa'chan toponym. A probable narrative scene with 12 figures and one head. Five figures with (God A' style) blackened bodies or faces have type 'knot w/f' nasal motifs. Three of the other figures are Waterlily Jaguars and the rest are unidentified.
- K2716: A Late Classic Phase 2 Zacatel ceramic group Codex Style cylindrical vase depicting two or three *way*-figures: a bat with fire coming out of its mouth (*K'ahk' Ti' Suutz'*), an avian zoomorph¹¹⁵ and a reclining humanlike figure. The humanlike figure resembles the *Sitz' Chamiy* figure of K2286 but the caption text is rather poorly executed to identify them as equivalent entities. The reclining figure has a type '3 knots w/f' nasal motif.
- K2942: A Late Classic Phase 2 cylindrical vase depicting three human-looking dancing figures and a Waterlily Jaguar on flames. All of the three human-looking individuals have type 'knot w/f' nasal motifs. The facial and corporeal characteristics of the individuals show no indications of the figures being deities and therefore the possibility that the scene represents a ritual act cannot be ruled out.
- K3059 (a FLAAR drawing by Lin Crocker; no data): A scene with three human-looking individuals (a figure with an axe, a decapitated individual and a human-looking figure with a zoomorphic mask) and a theomorphic snake with a human hand and foot, a deer antler and ear, and a waterlily appendage. The individual with an axe is portrayed with the upper body and head in a frontal position and has a frontal image of a type '3 knots w/f' nasal motif.
- K3390: A Late Classic Phase 2 Juleki Cream-polychrome bowl of Uaxactun-El Zotz Area Style with Pa'chan(?) toponym. A probable narrative scene with 9 figures. The surface of the bowl is rather eroded but at least two or three of the figures have (God A' style) blackened bodies or faces. One of these figures has a type '2 knots w/f' nasal motif and the two others seem to possess one as well. In addition to these three figures, two Waterlily Jaguars are present in the scene and, hence, the iconographic program is related to K681, K2669, and K2942(?).
- K3413: A Late Classic Phase 2 cylindrical vase. A supernatural scene with 3 human-looking individuals, 2 anthropomorphic monkey scribes and 16 animal or zoomorph figures. The two standing, human-looking figures are dressed in garments made out of jaguar pelts. At least the other one of them seems to have a (God A' style) blackened face. The other figure has a type 'round w/f' nasal motif whereas the other figure seems to have a type 'knot w/f' nasal motif.
- K3924: A Late Classic Phase 2 Zacatel ceramic group Polychrome cylindrical vase of Uaxactun-El Zotz Area Style. A supernatural scene with 8 human-looking individuals, 3 zoomorphic or anthropomorphic creatures, one deer, two skeletal Death Gods, and 7 human or anthropomorphic heads or skulls. Two of the humanlike figures have type 'knot w/f' nasal motifs, one human-looking individual has a type '3 knots w/f' nasal motif, and one deity figure has a type 'knot w/f' nasal motif.
- K4906: A Late Classic Phase 2 cylindrical Polychrome vase. The vase is rather eroded and damaged and only one individual, a deity figure, is clearly visible. The second figure is probably parallel to the first

¹¹⁵ The caption of a *way* name of a similar avian zoomorph on K1228 and K7794 is **ko-ko-‘BAT HEAD’**. If the bat head is read together with the two **ko**-syllables, the outcome depends on the different readings of the bat head. However, if the bat head is read separately, it provides a different outcome. Grube and Nahm (1994: 704) argue that the creature might be a trogon bird since “in Yucatec, *koko* is the word for the trogon bird (Barrera Vásquez 1980: 330)” Actually the entry is *ko'koh*, and it is found only as a modern Yukatek entry (by J. Eric S. Thompson) in the dictionary. However, there is a bird called *kok mut* (harpy eagle [*Harpia harpyja*]) in Tzeltal (Hunn 1977: 142). It is also worth mentioning that in Tzeltal ethnozoology (Hunn 1977: 200) bats are not considered to be “*chanbalam*” (class 2 *chanbalam*, i.e., mammals). Hunn (1977: 201) states that “Some relationship to birds is recognized (one informant considered *sozt'* to be a kind of *mut*) though the closest tie is clearly with the shrews [...]” (orthography revised). Consequently, could the bat head in this context – and probably also in other contexts – be a semantic determinative for “bird” (besides being read phonetically as **xu** and **tz'i** and logographically as **SUTZ'** [*> suutz'*])?

individual based on the diagnostics of his hair style, headdress appendage, jaguar ear, and flames coming out of his torch(?). The first figure has a type '3 knots w/f' nasal motif.

MBD65: A Late Classic Phase 2 Zacatel ceramic group Codex Style cylindrical vase (partly eroded) depicting 4 clearly visible individuals (probable God A' variant, a Death God [God A], and two anthropomorphic animals), one severed human head, and one undetectable avian zoomorph (bat?). The God A' variant has a type '3 knots w/f' nasal motif.

In addition to the scenes mentioned above, there is one scene that is difficult to define:

K4649: A Late Classic 2 to Late Classic 3(?) Phase cylindrical vase from Copan. A scene with five dancing human-looking individuals and two dwarfs. Two of the dancing figures have nasal motifs. The first one has a type 'knot w/f' nasal motif whereas the facial area of the second figure is too eroded to identify the type of the nasal motif securely. However, the resemblance to the nasal motif of the first figure is substantial enough to designate the second nasal motif as a type 'knot w/f' nasal motif with a question mark.

In addition to the scenes discussed above, there is one scene where a 'knot w/f' nasal motif is attached to the nose of two humanlike heads:

K622: A Late Classic 1 Phase bowl. A scene with three dancing individuals. Two of the dancing figures have backracks with a human-looking head surrounded by feathers. Both heads have a type 'knot w/f' nasal motif.

To return to the issue regarding the variance in the distribution of nasal motifs between human and humanlike figures, the patterns appear somewhat different when the corpora of ceramics and monumental art are combined. In Chart 39 the distribution sets of nasal motifs of human and humanlike figures are compared in relative terms once more, but this time combining the corpora of ceramics and monumental art (for the relative distribution and comparative distribution sets of nasal motifs pertaining to human and humanlike figures in monumental art, see Appendix A: Chart 77, Appendix A: Chart 79, Appendix A: Chart 80, Appendix A: Chart 82, Appendix A: Chart 83, Appendix A: Chart 84, Appendix A: Chart 85, and Appendix A: Chart 86; and for the exact statistics, see Appendix A: Table 177, Appendix A: Table 178, Appendix A: Table 179, Appendix A: Table 180, Appendix A: Table 181, Appendix A: Table 182, Appendix A: Chart 78, and Appendix A: Chart 81). The correlation coefficient between human and humanlike figures is, again, relatively high (0.83906 in the broad distinction category), which speaks for the overall consistency between the two categories of agents as regards the occurrence of nasal motifs.

The major difference to the statistics based on ceramics only (see Chart 38) is that there appears to be no perceptible pattern as to the distribution of types '2nm', 'bone', and 'sc' nasal motifs, and that type 'knot w/f' nasal motifs are assigned to human figures as well (as stated above). However, the fact still remains that several types of nasal motifs are present only among humanlike figures (and that type 'dnm' nasal motifs are only found associated with human figures). However, the overall variance between the two distributions sets is in all likelihood a product of the presence of anthropomorphic deities in the scenes examined. What remains unquestionable, is the fact that types 'round', 'sc', 'ds', and '2nm' nasal motifs are the most common types of nasal motifs assigned to human and humanlike figures in Maya art, along with type 'nb' nasal motifs (that are only present in monumental art, but that are in all likelihood allographic to various sub-categories of type '2nm' nasal motifs in ceramics). For exact statistics, see Appendix A: Table 177, Appendix A: Table 178, Appendix A: Table 179, Appendix A: Table 180, Appendix A: Table 181, and Appendix A: Table 182.

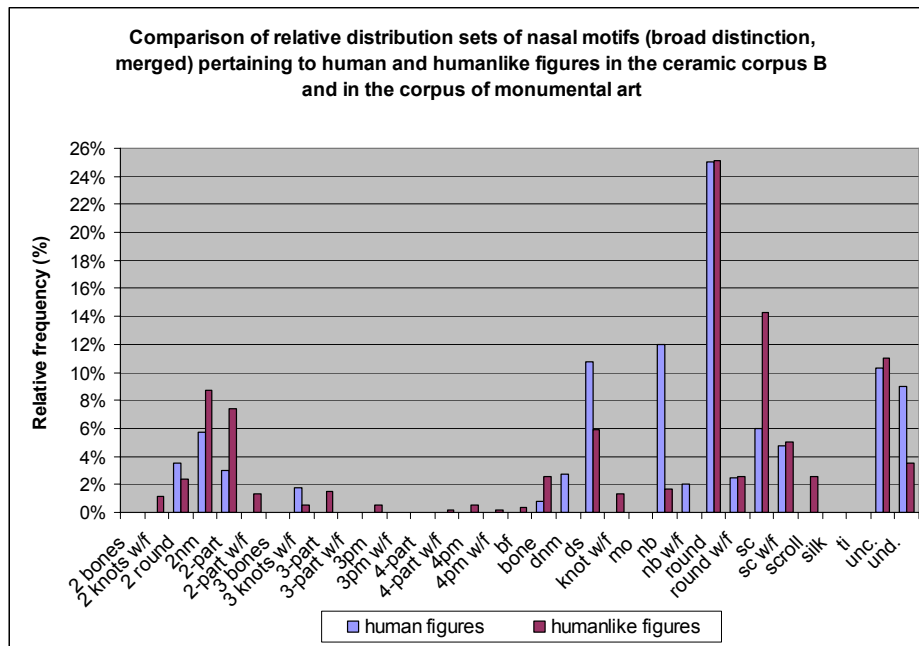


Chart 39: Comparison of relative distribution sets of nasal motifs (broad distinction) pertaining to human and humanlike figures in the ceramic corpus B and in the corpus of monumental art

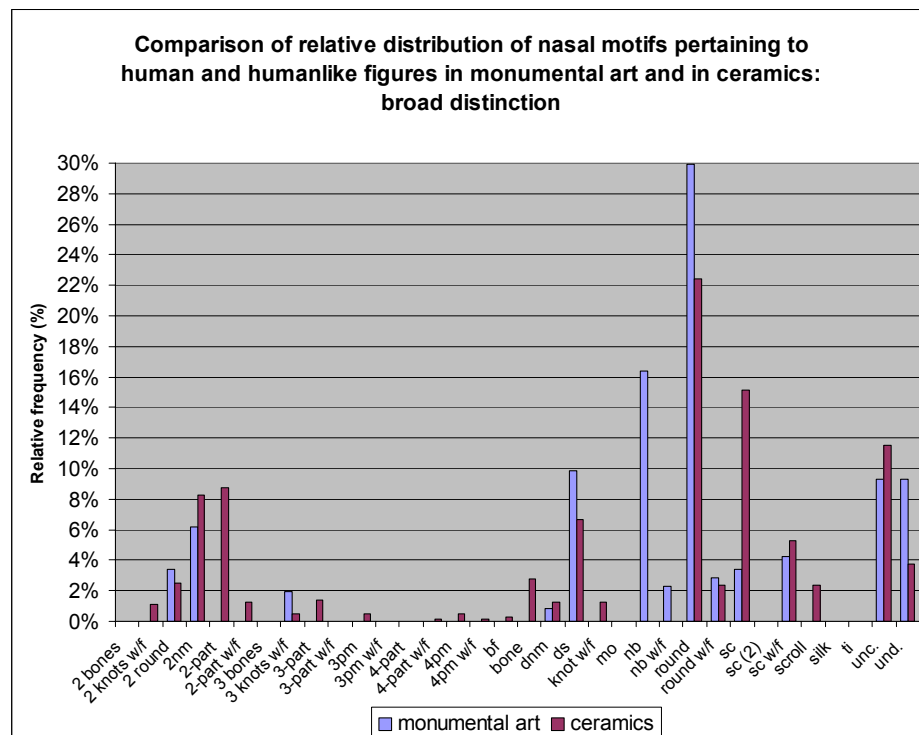


Chart 40: Comparison of relative distribution of nasal motifs pertaining to human and humanlike figures in monumental art and in ceramics: broad distinction

5.4.2. DWARFS

Dwarf figures possessing nasal motifs are rather poorly represented in the corpus of ceramics and monumental art of the present study, with only 24 examples in ceramics and 5 in monumental art. Due to the limited number of figures, patterns relating to the diachronic and typological distribution of dwarfs (and nasal motifs pertaining to them) are difficult to discern. Moreover, the sample is not large enough statistically to make meaningful conclusions. Based on the chi square (χ^2) test, both the typological and diachronic distributions are not significant due to the fact that the chi square value in both cases is 0.

However, even with a scant amount of examples, something can be said about the distribution pertaining to dwarf figures and their nasal motifs. In ceramics, there are 14 vessels depicting nasal motifs on dwarf figures in the corpus of the present study. Out of the 14 vessels, 11 are Late Classic Phase 2 Holmul Dancer Style ceramics, one is a Codex Style ceramic vase, and two cannot be identified to any regional style designation. All except two ceramic vessels date, without a doubt, to Late Classic Phase 2 (with the two others [K1871 and K4619] dating either to Late Classic Phase 2 or Late Classic Phase 3).

As mentioned in Chapter 3.1.2, dwarf figures can be further categorized into ‘standard’ dwarfs (human individuals or supernatural figures of short stature), hunchback dwarfs (human individuals or supernatural figures of short stature and abnormal curvature of the upper spine), and proportionate dwarfs (human individuals or supernatural figures of short stature with proportionate limbs). The distribution of these different sub-categories of dwarfs in relation to regional style designations in ceramics are shown in Chart 41.

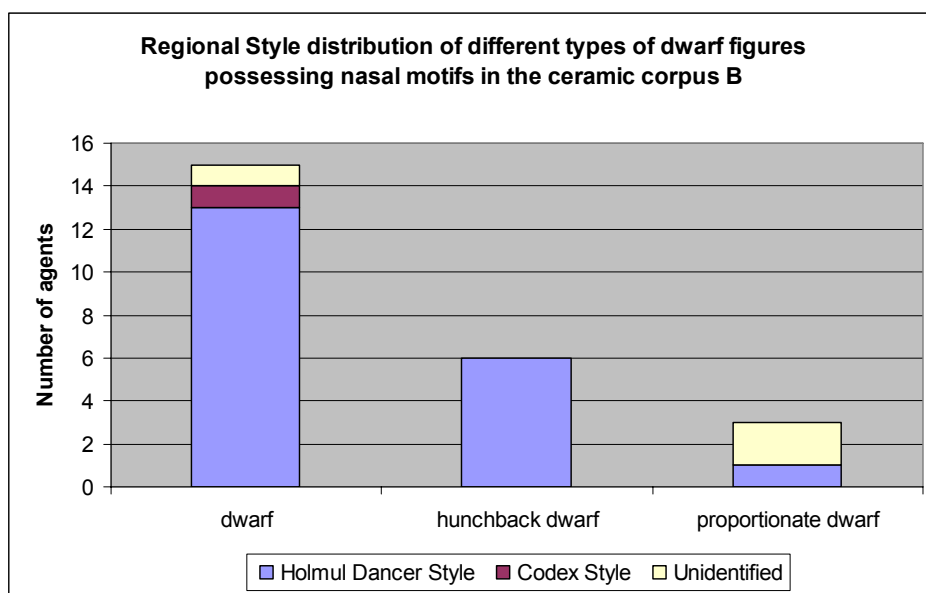


Chart 41: Regional Style distribution of different types of dwarf figures possessing nasal motifs in the ceramic corpus B

The five examples of dwarfs, all ‘standard’ dwarf figures, in monumental art come from Caracol Stelae 1, 5, and 6, and from Yaxchilan Hieroglyphic Stairway 2, Step VII with stylistic dates being 9.8.0.0.0, 9.9.0.0.0, 9.9.0.0.0, and 9.17.0.0.0 (i.e., LC1, LC1, LC1, and LC2), respectively. All Caracol examples portray round nasal motifs but the Yaxchilan examples¹¹⁶ are too eroded to discern details.

¹¹⁶ The identity of the two figures in Yaxchilan Hieroglyphic Stairway 2, Step VII can be read at W1 which is composed of two syllables: *ch’a-ti* to yield *ch’aat* (see Houston 1992: 528-529). In Barrera Vásquez 1980: 384 (based on Otto Shumann’s 1971 Itza dictionary) *ah k’at* is glossed as “enano mitológico [...]” which appears to be the Yukatekan from of the Ch’olan *ch’at* / *ch’aat*.

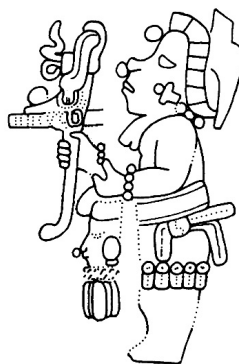
However, the motifs seem to be parallel to the nasal motif of the principal figure (Yaxuun B'ahlam IV) in the scene, also eroded beyond recognition, but compared to other scenes in Hieroglyphic Stairway 2, the motifs in question are in all likelihood parallel to type 'nb w/f' nasal motifs which are a common trait in the art of Yaxchilan.¹¹⁷

The overall diachronic distribution of dwarf figures with nasal motifs in ceramics and in monumental art combined is shown in Chart 42 and the typological distribution in Chart 43. In both cases the sample is not large enough to speculate possible reasons for either distribution set. However, what can be said about the typological distribution in ceramics is that it appears that the foremost type of nasal motifs pertaining to dwarf figures is biased towards the super-category of 'shuttlecocks, tassels, and separate multipartite motifs' since 18 out of 24 nasal motifs belong to this super-category.

It should also be noted that dwarf figures are frequently portrayed in Maya art, and particularly in ceramics, with specific motifs protruding from their foreheads or motifs that are part of the headdress. These motifs have parallels in specific types of nasal motifs, most commonly types 'sc w/f' and 'ds' nasal motifs. In the case of the 24 dwarfs in the ceramic corpus B of the present study, 6 figures have type 'sc w/f', 9 have type 'ds', and the rest (save one) have other types of motifs attached to their foreheads (see Figure 100).



a. K5169 (modified after a photo by Justin Kerr)



b. Caracol: Stela 5 (modified after Beetz and Satterthwaite 1981: Fig. 6a)

Figure 100: Dwarf figures in ceramics with nasal motifs and forehead/headdress motifs

¹¹⁷ As the facial area of the two dwarf figures in Yaxchilan Hieroglyphic Stairway 2, Step VII are rather weathered, it cannot be ruled out that the nasal motifs are in point of fact elongated noses as they appear on first sight. However, as the prolonged nose is typically an attribute of deities associated with merchants, Ek Chuwah in Postclassic Yucatan and Yacatecuhtli in Central Mexico (Taube 1992: 88-90), rather than dwarfs, the interpretation that the element in front of the noses of the two dwarf figures in question are nasal motifs is more viable.

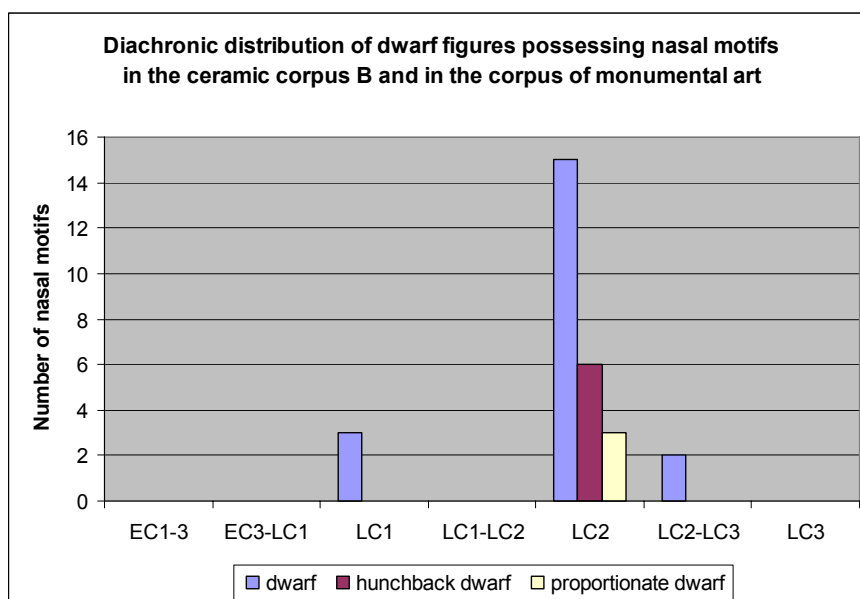


Chart 42: Diachronic distribution of different types of dwarf figures possessing nasal motifs in the ceramic corpus B and in the corpus of monumental art of the present study

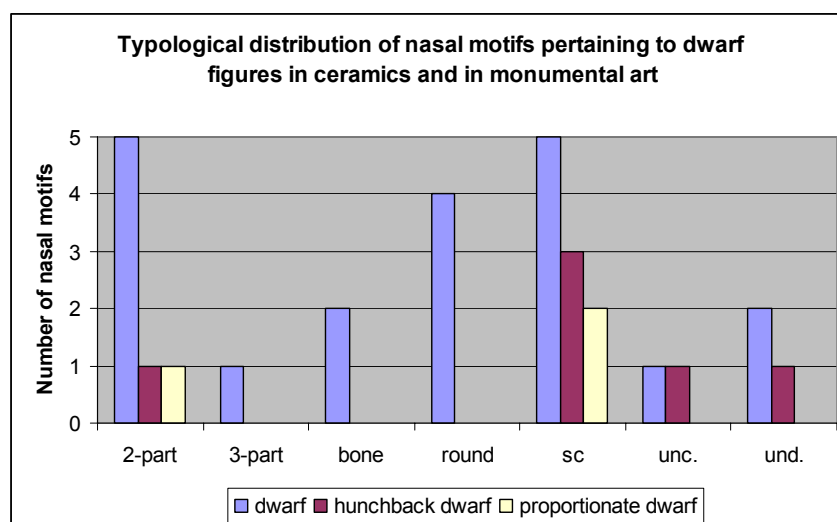


Chart 43: Typological distribution of nasal motifs pertaining to dwarf figures in the ceramic corpus B and in the corpus of monumental art of the present study

5.4.3. DEITIES

As stated in Chapter 3.2.1, the vast number of deities and the even greater number of different manifestations of deities makes the classification of Maya divinities rather complicated. Consequently, rather than looking closely at the distribution patterns of nasal motifs pertaining to each individual deity figure (except for absolute frequencies of the most common deity figures portrayed in the corpora of the present study as presented in Appendix A: Table 183), I have seen fit to observe the typological distribution patterns of all deity figures combined.

However, to test whether or not the distributions of nasal motifs relating to specific types of deities diverge from other deities, I have chosen to examine specific types of nasal motifs and to look at the patterns of one specific deity, K'awiil, as a case study for a number of reasons: (1) representations of K'awiil figures are rather well-established in Maya art; (2) they form an easily identifiable group of deities; (3) being repeatedly depicted with a zoomorphic head, the portrayal of the deity overlays with

(other) zoomorphic creatures and, consequently, it is worth examining the patterns contrasted with other deities and zoomorphic creatures, including representations of dragon-like creatures.

The absolute frequencies of the most common deity figures in the corpora of the present study are shown in Appendix A: Table 183 as a reference for further analyses. Besides not being an exhaustive list of deity figures examined in the present study, it should be noted that the agents in the table overlay with humanlike figures (as a broad designation category) due to the fact that Maize Gods and possible representations of Maize Gods are classified as ‘humanlike figure: Maize God’ / ‘humanlike figure: Maize God(?)’ (broad and narrow designations, respectively) in the corpora of the present study. This fact needs to be taken into consideration when looking at the total number of agents in the tables relating to various agents in the present study.

The overall distribution of nasal motifs in ceramics and in monumental art in relation to deity figures (see Appendix A: Table 183 [Maize Gods included] and Appendix A: Table 184 [Maize Gods excluded]) is considerably different from that of human and humanlike figures, for example (see Chart 47). The most notable differences can be found in the distribution of tubular nasal motifs, which are the most predominant types of nasal motifs (as a super-category) of all deities and especially those of zoomorphic deity figures.

As relates to K’awiil figures, the distribution of nasal motifs is considerably different from those of other deities, and at the same time loosely parallel to the distribution of nasal motifs of zoomorphic creatures, including dragon figures (see Table 104 and Chart 45) but also vaguely analogous with the distribution patterns of Jester Gods / Crescent-headed Monsters and avian manifestations of Itzamnaaj (see Table 103 and Chart 44).

Table 103: Relative distribution of nasal motifs pertaining to deity figures with more than 25 representations in the corpora of ceramics and monumental art of the present study

Typological super-category:	K’awiil	Jester God / Crescent- headed M.h.	Avian manifestation of Itzamnaaj	Chaahk	Itzamnaaj	Death God / God A	Maize God
shuttlecocks, tassels, and separate multipartite motifs	10.42%	10.39%	7.69%	87.10%	50.00%	81.25%	35.44%
round and oval designs	8.33%	11.69%	11.54%	3.23%	15.38%	0.00%	26.58%
knots	0.00%	0.00%	0.00%	0.00%	0.00%	3.13%	0.00%
tubular designs	72.92%	70.13%	57.69%	6.45%	3.85%	0.00%	0.00%
dragon snouts	0.00%	0.00%	0.00%	0.00%	11.54%	0.00%	7.59%
tripartite and quadripartite motifs	0.00%	0.00%	0.00%	0.00%	0.00%	0.00%	5.06%
scrolls	0.00%	0.00%	0.00%	0.00%	0.00%	0.00%	0.00%
dorsal nasal motifs	0.00%	0.00%	0.00%	0.00%	0.00%	0.00%	0.00%
2nm-type nasal motifs	0.00%	0.00%	0.00%	0.00%	0.00%	0.00%	15.19%
nasal motifs most commonly attributed to animal figures	0.00%	0.00%	3.85%	0.00%	0.00%	3.13%	0.00%
other designs	2.08%	7.79%	15.38%	3.23%	7.69%	9.38%	10.13%
undetermined	6.25%	0.00%	3.85%	0.00%	11.54%	3.13%	0.00%
total:	100.00%	100.00%	100.00%	100.00%	100.00%	100.00%	100.00%
tubular designs	72.92%	70.13%	57.69%	6.45%	3.85%	0.00%	0.00%
all other designs	27.08%	29.87%	42.31%	93.55%	96.15%	100.00%	100.00%
total:	100.00%	100.00%	100.00%	100.00%	100.00%	100.00%	100.00%

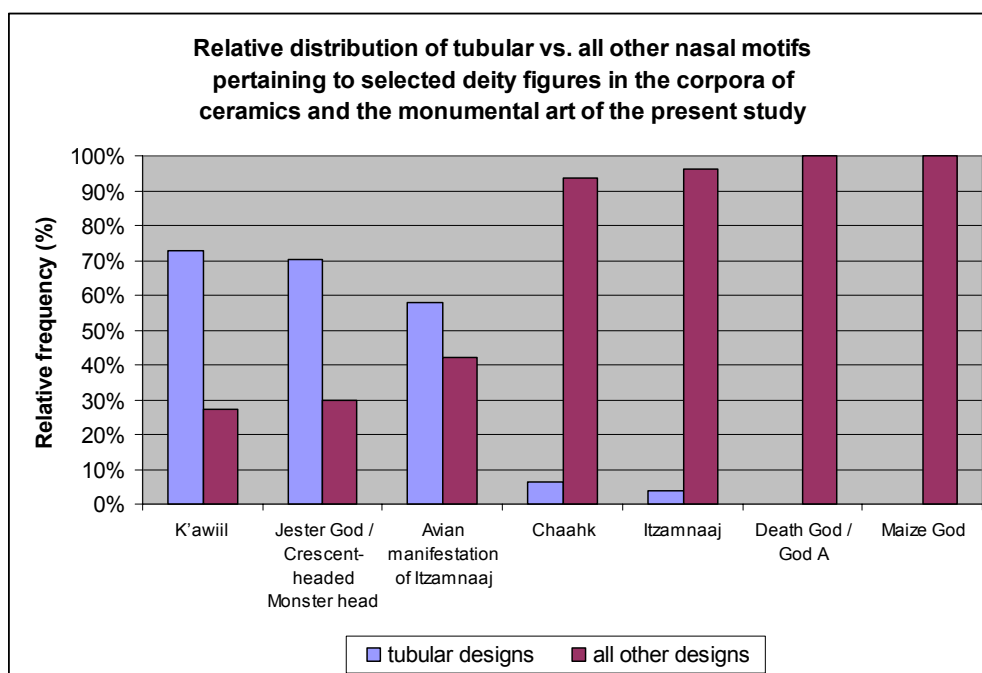


Chart 44: Relative distribution of tubular vs. all other nasal motifs pertaining to selected deity figures in the corpora of ceramics and monumental art of the present study

The distribution of nasal motifs presented in Chart 45 is based on a narrow distinction of the motifs with the overall differences clear enough to be noticed. However, to make the case even more transparent, the different types of nasal motifs were grouped into super-categories (see Chart 46) where the distribution patterns of, especially, group 1 (shuttlecocks, tassels, and separate multipartite motifs), group 2 (round and oval designs), and group 4 (tubular designs) are noticeably similar with K'awiil and dragon figures as compared to the other deities.

Consequently, at least from the point of view of the distribution of nasal motifs, K'awiil figures are closer in identity with dragons and other zoomorphic creatures than the rest of predominantly anthropomorphic deities. To further contrast the distribution of nasal motifs pertaining to various agents, the distribution sets of K'awiil and dragon figures were compared with the distribution of nasal motifs of human and humanlike figures (see Chart 48). As in the case of K'awiil and dragon figures vs. other deity figures, the overall distribution patterns of K'awiil and dragon figures vs. human and humanlike figures are exceedingly contrasting.

The typological groups that are the most predominant with K'awiil and dragon figures are the various bone-type nasal motifs in the broad distinction category and types BO1-4 in the narrow distinction category. These nasal motifs are non-existent with human and humanlike figures in monumental art and they only appear 18 times (as types 'bone/BO2' and 'bone/BO4') in ceramics. These 18 instances come from 15 different ceramic vessels, whereof 12 are Codex style ceramics. In most cases the identification of the type of the motif is questionable due to the fact that in some cases the nasal motif seems to be parallel to type '2nm' nasal motifs with a missing or eroded counterpart, and in a few cases the motif is reminiscent of type 'sc' nasal motifs being possibly just an elongated version of this typological group. All the instances are listed below with a description of the motifs:

- K1229: Late Classic Phase 2 Codex Style cylindrical vase depicting a seated dignitary with a type 'bone/BO2' nasal motif touching the alar groove of the nose (apparently a type '2nm' nasal motif with a missing counterpart).
- K1338: Late Classic Phase 2 Codex Style tripod vase depicting two humanlike figures with type 'bone/BO2' nasal motifs in front of their noses (in all likelihood the nasal motifs are parallel to type '2nm' nasal motifs – especially if the oval motif placed on his cheek next to the ear ornament is to be regarded as the counterpart of a type '2nm' nasal motif).

- K1347: Late Classic Phase 2 Codex Style cylindrical vase depicting two seated humanlike figures with type ‘bone/BO2’ nasal motifs in front of their noses (the motif appears to be either a ‘true’ bone-type nasal motif or a very elongated type ‘sc’ nasal motif; taking into consideration the style of the vase, the latter option is more likely).
- K1648: Late Classic Phase 2 Codex Style cylindrical vase depicting a female figure with a type ‘bone/BO4’ nasal motif touching her nose (apparently a type ‘2nm’ nasal motif with a missing/eroded counterpart).
- K2096: Late Classic Phase 2 Codex Style cylindrical vase depicting a humanlike figure with a type ‘bone/BO2’ nasal motif in front of his nose (the motif appears to be either a ‘true’ bone-type nasal motif or a very elongated type ‘sc’ nasal motif).
- K2572: Late Classic Phase 2 Codex Style tripod dish depicting a humanlike figure with a type ‘bone/BO2’ nasal motif touching his nose (the motif appears to be either a ‘true’ bone-type nasal motif or an elongated type ‘sc’ nasal motif).
- K2715: Late Classic Phase 2 Codex Style tripod vase depicting a seated humanlike figure with a type ‘bone/BO2’ nasal motif touching his nose; interaction with a dragon.
- K3007: Late Classic Phase 2 cylindrical vase depicting two humanlike figures with type ‘bone/BO2’ nasal motifs touching their noses.
- K3432: Late Classic Phase 2 Codex Style dish depicting a humanlike figure with a type ‘bone/BO2’ nasal motif in front of his nose (the motif appears to be either a ‘true’ bone-type nasal motif or an elongated type ‘sc’ nasal motif).
- K4660: Late Classic Phase 2 Chama Style cylindrical vase depicting a humanlike figure with a type ‘bone/BO2’ nasal motif in front of his nose (the motif appears to be either a ‘true’ bone-type nasal motif or an elongated type ‘sc’ nasal motif).
- K5233: Late Classic Phase 2 cylindrical vase depicting a human figure with a type ‘bone/BO2’ nasal motif in front of his nose (the motif appears to be either a ‘true’ bone-type nasal motif or an elongated type ‘sc’ nasal motif).
- K7289: Late Classic Phase 2 Codex Style tripod vase depicting a seated humanlike figure with a type ‘bone/BO2’ nasal motif in front of his nose (the motif appears to be either a ‘true’ bone-type nasal motif or an elongated type ‘sc’ nasal motif); interaction with a dragon.
- K8457: Late Classic Phase 2 Codex Style cylindrical vase depicting a seated humanlike figure (Itzamnaaj?) with a type ‘bone/BO2’(?) nasal motif in front of his nose (the motif is either a bone-type nasal motif or a type ‘sc’ nasal motif).
- MBD16: Late Classic Phase 2 Codex Style cylindrical vase depicting a humanlike figure with a type ‘bone/BO4’ nasal motif touching his/her nose (parallel to type ‘2nm’ nasal motifs with a missing counterpart?).
- MBD157: Late Classic Phase 2 Codex Style cylindrical vase depicting a seated humanlike figure with a type ‘bone/BO2’ nasal motif touching his nose (apparently a type ‘2nm’ nasal motif with a missing counterpart unless the small oval design touching the alar groove of the nose of the figure is the counterpart).

All things considered, it seems likely that ‘true’ bone-type nasal motifs are either non-existent or at least very rare in relation to human and humanlike figures. Also, it is noteworthy to mention that none of the examples listed above are type ‘2 bones’ or ‘3 bones’ nasal motifs (broad distinction) – a design that seems to be restricted to zoomorphic creatures and divinities with zoomorphic attributes. Consequently, in the light of the present evidence, bone-type nasal motifs seem to denote non-human attributes.

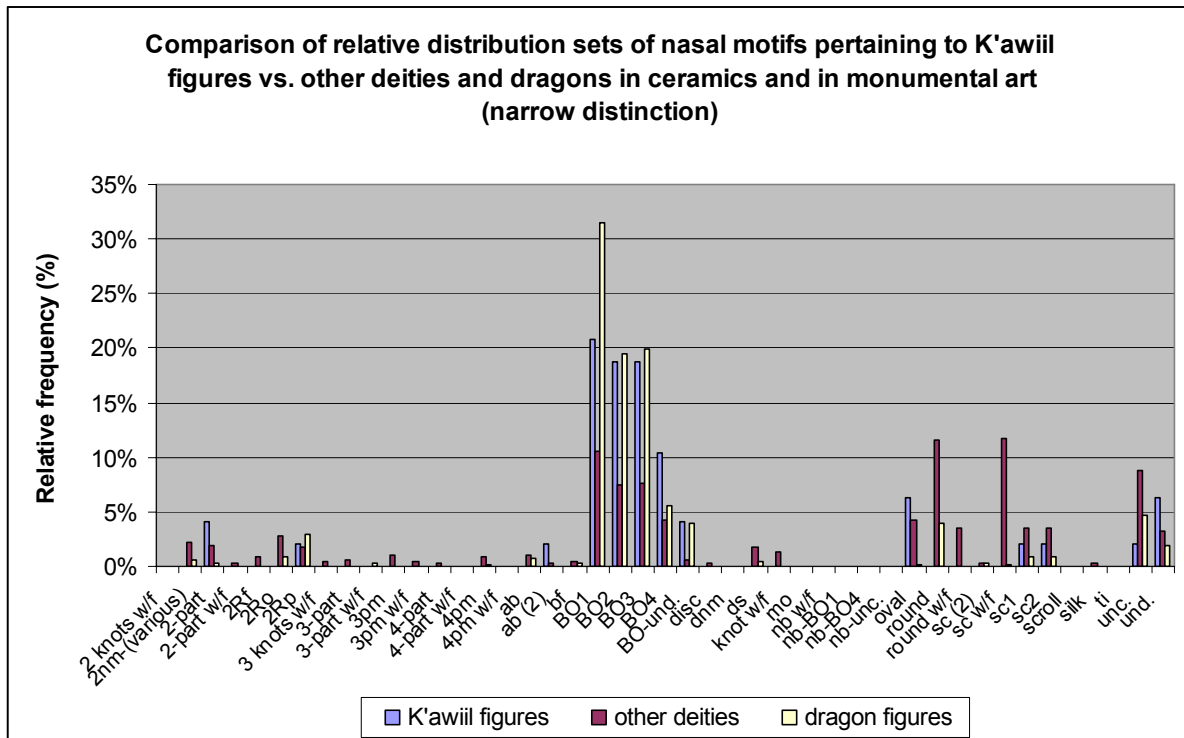


Chart 45: Comparison of relative distribution sets of nasal motifs pertaining to K'awiil figures vs. other deities and dragon figures in the corpora of ceramics and monumental art in the present study (narrow distinction)

Table 104: Typological distribution based on super-categories of nasal motifs pertaining to K'awiil figures, other deities, and dragon figures in the ceramic corpus and in the corpus of monumental art in the present study

Typology (super-categories):	K'awiil figures:		Other deities:		All deities:		Dragon figures:	
1 shuttlecocks, tassels, and separate multipartite motifs	5	10.42%	223	27.10%	228	26.18%	24	3.70%
2 round and oval designs	4	8.33%	178	21.63%	182	20.90%	52	8.01%
3 knots	0	0.00%	15	1.82%	15	1.72%	0	0.00%
4 tubular designs	35	72.92%	251	30.50%	286	32.84%	521	80.28%
5 dragon snouts	0	0.00%	14	1.70%	14	1.61%	3	0.46%
6 tripartite and quadripartite motifs	0	0.00%	20	2.43%	20	2.30%	1	0.15%
7 scrolls	0	0.00%	0	0.00%	0	0.00%	0	0.00%
8 dorsal nasal motifs	0	0.00%	0	0.00%	0	0.00%	0	0.00%
9 2nm-type nasal motifs	0	0.00%	18	2.19%	18	2.07%	4	0.62%
10 nasal motifs most commonly attributed to animal figures	0	0.00%	6	0.73%	6	0.69%	2	0.31%
11 other designs	1	2.08%	72	8.75%	73	8.38%	30	4.62%
12 undetermined	3	6.25%	26	3.16%	29	3.33%	12	1.85%
Total:	48	100.00%	823	100.00%	871	100.00%	649	100.00%

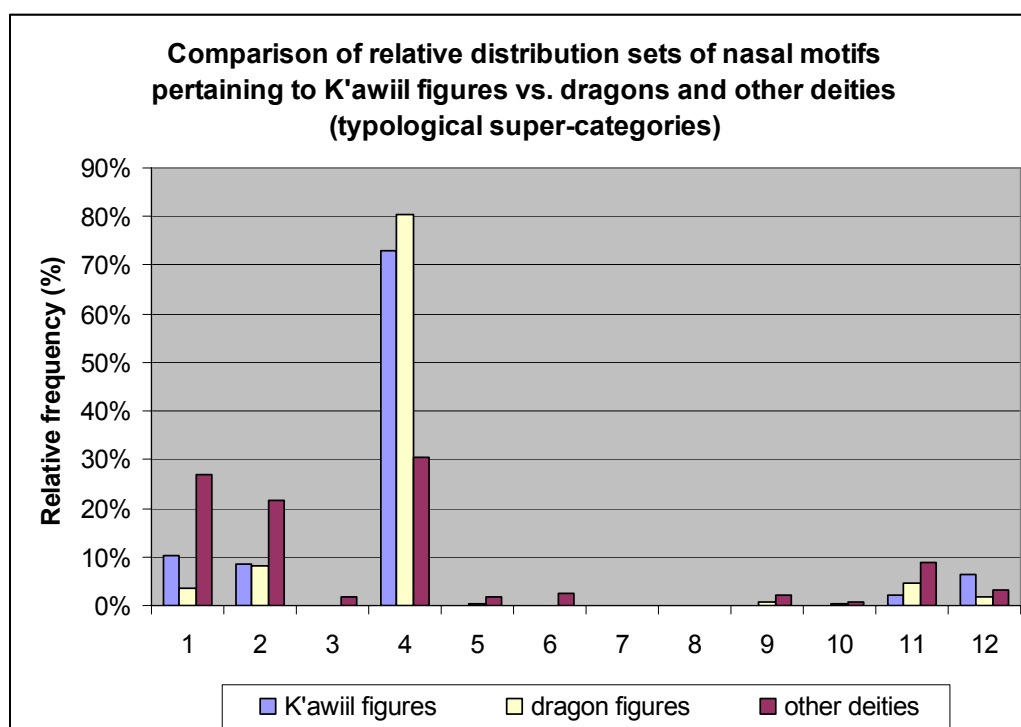


Chart 46: Comparison of relative distribution sets based on super-categories of nasal motifs pertaining to K'awiil figures vs. other deities and dragon figures in the corpora of ceramics and monumental art in the present study (for the key of the group numbers, consult Table 104)

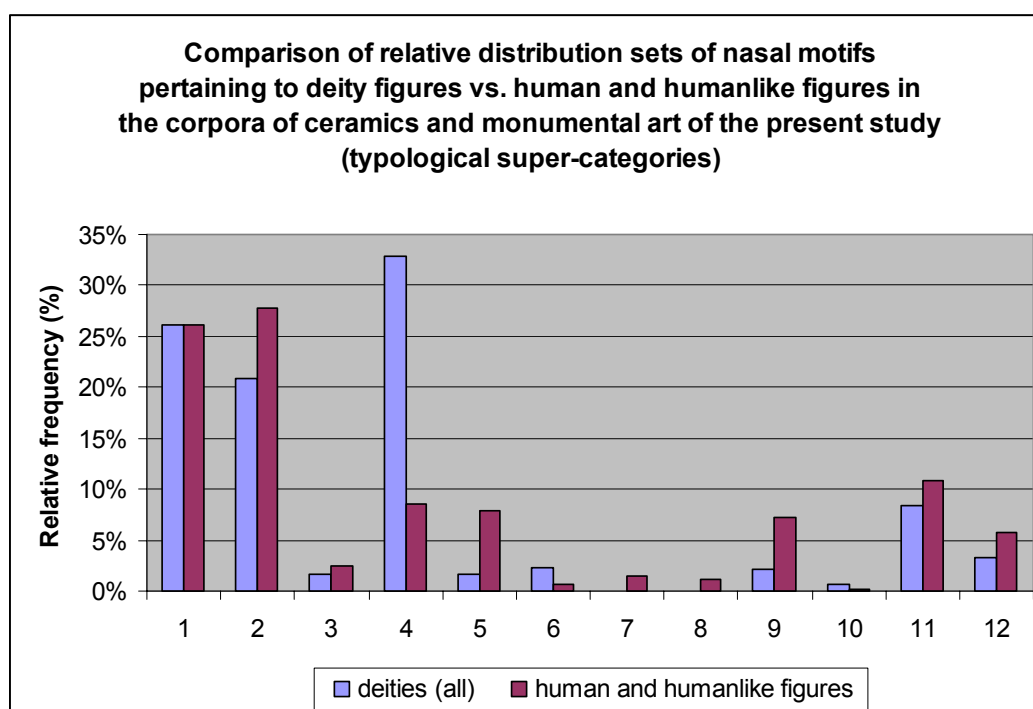


Chart 47: Comparison of relative distribution sets based on super-categories of nasal motifs pertaining to deity figures vs. human and humanlike figures in the corpora of ceramics and monumental art in the present study (for the key of the group numbers, consult Table 104)

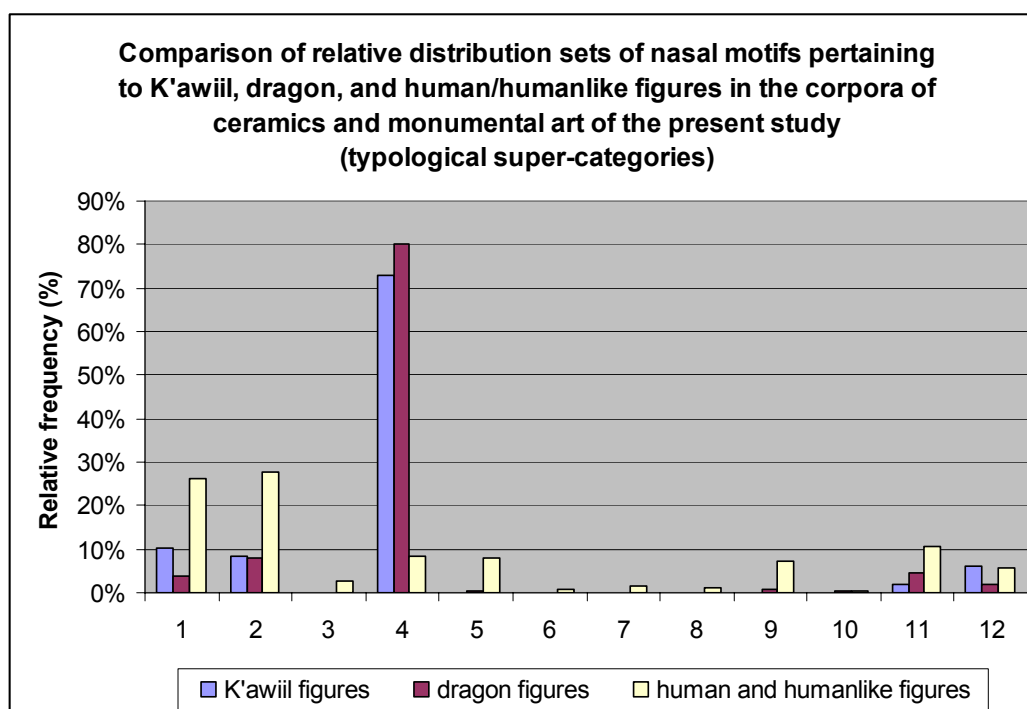


Chart 48: Comparison of relative distribution sets based on super-categories of nasal motifs pertaining to K'awiil, dragon, and human/humanlike figures in the corpora of ceramics and monumental art in the present study (for the key of the group numbers, consult Table 104)

5.4.4. DRAGON FIGURES

The distribution patterns of nasal motifs pertaining to dragon figures have already been referred to in the previous chapters in comparison with human and humanlike figures on the one hand (see Chapter 5.4.1) and deity figures on the other (see Chapter 5.4.3.). As shown in these chapters, the overall distribution of nasal motifs is very contrasting between (1) human and humanlike figures and humanlike/anthropomorphic deity figures vs. (2) dragons and zoomorphic deity figures. The correlation coefficient of the typological distribution of nasal motifs between human and humanlike figures vs. dragon figures is very low (0.01243 in the broad distinction category and -0.05325 in the narrow distinction category) as, for example, between dragon and K'awiil figures it is very high (0.89433 and 0.927295 in the broad and narrow distinction categories, respectively).

The overall typological distribution of nasal motifs pertaining to dragon figures is exceptionally limited with different bone-type nasal motifs covering 76.20 % of all nasal motifs in the case of ceramics and 88.68 % in monumental art, with an average frequency of 80.28 % ~ 82.44 % depending on whether the frequency is calculated from the absolute number of instances in both types of artwork or as an average between the two frequencies. The absolute numbers in ceramics are shown in Appendix A: Table 185 (with a diachronic distribution of different motifs in the broad distinction category) and the relative frequencies in Appendix A: Table 187. The absolute numbers and relative frequencies in the broad distinction category in both monumental art and in ceramics are shown in Appendix A: Table 186 and the comparison of the frequencies in monumental art and in ceramics are shown in Chart 49, Appendix A: Chart 87, and Appendix A: Chart 88.

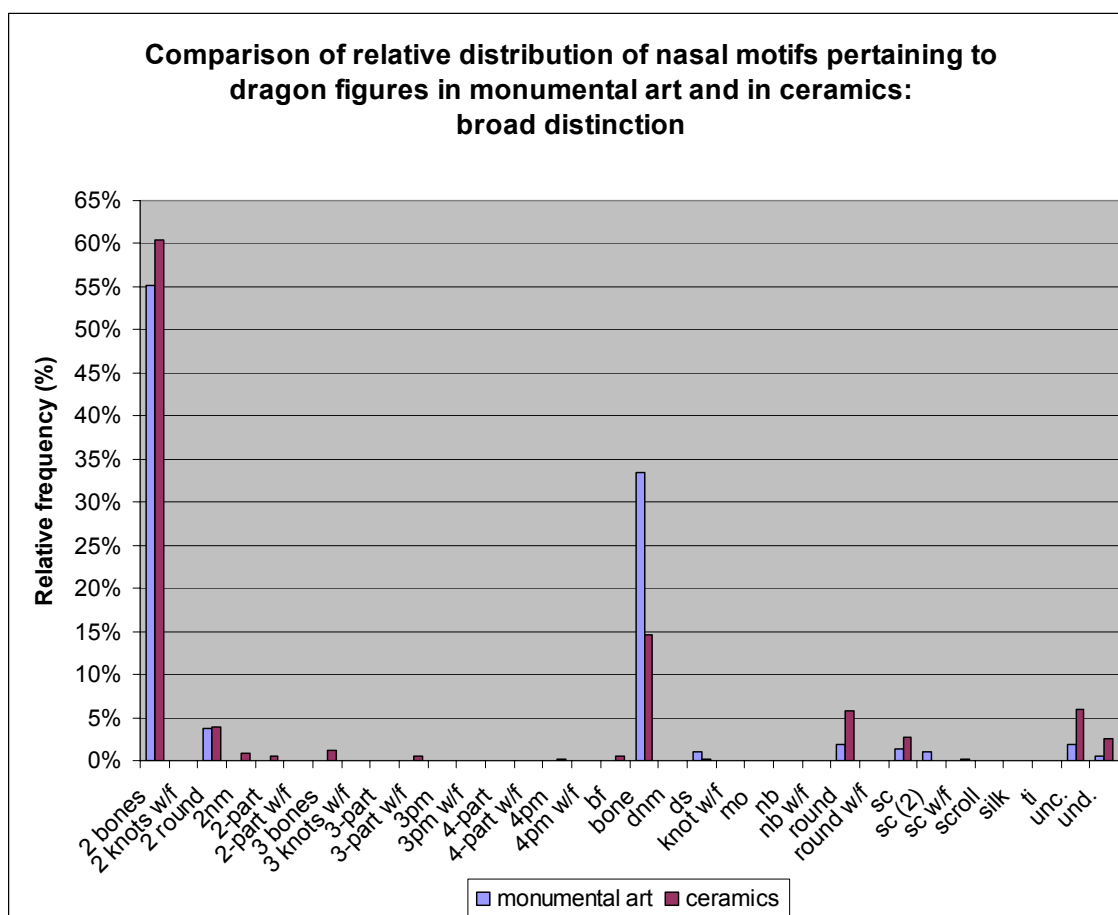


Chart 49: Comparison of relative distribution of nasal motifs pertaining to dragon figures in monumental art and in ceramics (broad distinction)

5.4.5. OTHER ZOOMORPHS

Due to the diversity of other zoomorphic creatures in the corpora of the present study, productive statistical analyses of the overall distribution patterns are difficult to make. However, one specific class of zoomorphs, Witz Monsters, is well enough established in the corpora of ceramics and monumental art of the present study that constructive statistical analyses are possible to make. The typology of nasal motifs of all other zoomorphic creatures can be examined in Appendices C and E. However, some general observations of the distribution of nasal motifs in relation to the rest of the zoomorphic beings (besides dragons and Witz Monsters) can be made.

The overall pattern appears to be somewhat parallel to the distribution of nasal motifs of dragons and Witz Monsters with bone-type nasal motifs being the predominant type of nasal motifs (60.91 % of all other zoomorphic creatures with dragons and Witz Monsters excluded [see Table 105]). However, what differs from the general distribution of (all) zoomorphic beings is the frequency of nasal motifs that are most commonly attributed to animal figures (especially types 'bf' and 'silk' nasal motifs that are, in all likelihood, integral parts of many creatures in Maya art), which form 9.09 % of the frequency of nasal motifs of zoomorphs other than dragons and Witz Monsters (compared to the frequencies of the same category of nasal motifs pertaining to dragon figures [0.31 %] and Witz Monsters [0.00 %]). Type 'bf' nasal motifs are especially prevalent among avian zoomorphs (as they are among birds [see Chapter 5.4.6]), and the type 'silk' nasal motifs are common with composite zoomorphic figures and especially with animal and composite zoomorphic *way* creatures.

Table 105: Distribution of nasal motifs pertaining to zoomorphs other than dragons and Witz Monsters (typological super-categories)

Typology (super-categories):	Other zoomorphs:	
shuttlecocks, tassels, and separate multipartite motifs	17	7.73%
round and oval designs	11	5.00%
knots	0	0.00%
tubular designs	134	60.91%
dragon snouts	0	0.00%
tripartite and quadripartite motifs	3	1.36%
scrolls	0	0.00%
dorsal nasal motifs	0	0.00%
2nm-type nasal motifs	0	0.00%
nasal motifs most commonly attributed to animal figures	20	9.09%
other designs	29	13.18%
undetermined	6	2.73%
Total:	220	100.00%

Regarding the distribution of nasal motifs pertaining to Witz Monsters (see Table 106), the overall distribution is somewhat parallel to the distribution patterns pertaining to dragon figures with the typological correlation coefficients being very high (0.99287 in broad distinction, 0.95798 in narrow distinction, and 0.99721 in super-category distinction). Consequently, as far as nasal motifs are concerned, Witz Monsters and dragons are treated in a rather uniform manner in Maya art.

Regarding the distribution of nasal motifs pertaining to *different types* of Witz Monsters (see Chapter 3.2.3.2 for the description of the different variations), there are some differences but the overall frequencies are rather comparable. The differences in the distribution must be considered with caution as the sample (56 instances) is not large enough to make detailed analyses. All three *prima facie* deviant types of nasal motifs of Witz Monsters come from ceramics. These three instances are portrayed in three individual vessels, whereof one is a Codex style bowl and two are Holmul Dancer Style vases. The three instances are explained below:

- K1973: Late Classic Phase 2 Codex Style (Zacatel ceramic group: cream-ground Codex-style) bowl depicting a double-headed Witz Monster C with an uncommon nasal motif which, however, seems to be parallel to type '2 bones/BO2' or type 'sc (2)' nasal motifs.
- K4619: Late Classic Phase 2 (bordering Phase 3?) Holmul Dancer Style (Cabrito Cream-polychrome: Cabrito Variety) cylindrical vase depicting a Witz Monster B with a type '2 round/2Rp' nasal motif (i.e., two round/oval nasal motifs in profile); note that the other Witz Monster is typologically an 'A' type Witz Monster and has a more standard type '2 bones/BO1' nasal motif.
- K8533: Late Classic Phase 2 (bordering Phase 3?) Holmul Dancer Style (Cabrito Cream-polychrome: Cabrito Variety) cylindrical vase depicting a Witz Monster B with a type 'round' nasal motif (possibly parallel to '2 round/2Rp' nasal motifs as in the case of K4619 but eroded?).

All in all, it is apparent that the distribution of nasal motifs of the three different types of Witz Monsters is, generally speaking, equivalent. However, to discover whether or not the slight differences correspond with the overall appearance patterns of the creatures *themselves*, correlation coefficients based on different analyzed units (as explained in Chapter 3.2.3) were calculated. The analyzed units included the body, eye, snout, teeth, tongue, ear, and other miscellaneous elements (excluding nasal motifs). Each analyzed unit was divided into various attributes (83 in all) based on the characteristics as they appeared on each examined creature.

The results of the analysis are as follows: the correlation coefficient between Witz Monster A and Witz Monster B is 0.77564, the correlation coefficient between Witz Monster A and C is 0.62049, and the correlation coefficient between Witz Monster B and C is 0.54394. Without going to details of the individual differences of the three types of Witz Monsters, it can be tentatively argued that in the ceramic scenes Witz Monster type C differs more from the two others as it has less attributes in

common with the other two types of Witz Monsters. However, if nasal motifs (different types of nasal motifs *and* the presence and absence¹¹⁸ of nasal motifs) are taken into consideration along with only the basic attributes of the creatures (body, eye, snout, teeth, and tongue), the correlation coefficients are very different (0.65710 between Witz Monster A and B, 0.87777 between Witz Monster A and C, and 0.69304 between Witz Monster B and C).

Table 106: Distribution of nasal motifs pertaining to Witz Monsters in the corpora of ceramics and monumental art in the present study (broad distinction)

Typology:	Witz Monster A:		Witz Monster B:		Witz Monster C:		Witz Monster (all):	
2 bones	15	68.18%	19	86.36%	8	66.67%	42	75.00%
2 knots w/f	0	0.00%	0	0.00%	0	0.00%	0	0.00%
2 round	0	0.00%	1	4.55%	0	0.00%	1	1.79%
2nm	0	0.00%	0	0.00%	0	0.00%	0	0.00%
2-part	0	0.00%	0	0.00%	0	0.00%	0	0.00%
2-part w/f	0	0.00%	0	0.00%	0	0.00%	0	0.00%
3 bones	0	0.00%	0	0.00%	0	0.00%	0	0.00%
3 knots w/f	0	0.00%	0	0.00%	0	0.00%	0	0.00%
3-part	0	0.00%	0	0.00%	0	0.00%	0	0.00%
3-part w/f	0	0.00%	0	0.00%	0	0.00%	0	0.00%
3pm	0	0.00%	0	0.00%	0	0.00%	0	0.00%
3pm w/f	0	0.00%	0	0.00%	0	0.00%	0	0.00%
4-part	0	0.00%	0	0.00%	0	0.00%	0	0.00%
4-part w/f	0	0.00%	0	0.00%	0	0.00%	0	0.00%
4pm	0	0.00%	0	0.00%	0	0.00%	0	0.00%
4pm w/f	0	0.00%	0	0.00%	0	0.00%	0	0.00%
bf	0	0.00%	0	0.00%	0	0.00%	0	0.00%
bone	7	31.82%	1	4.55%	3	25.00%	11	19.64%
dnm	0	0.00%	0	0.00%	0	0.00%	0	0.00%
ds	0	0.00%	0	0.00%	0	0.00%	0	0.00%
knot w/f	0	0.00%	0	0.00%	0	0.00%	0	0.00%
mo	0	0.00%	0	0.00%	0	0.00%	0	0.00%
nb	0	0.00%	0	0.00%	0	0.00%	0	0.00%
nb w/f	0	0.00%	0	0.00%	0	0.00%	0	0.00%
round	0	0.00%	1	4.55%	0	0.00%	1	1.79%
round w/f	0	0.00%	0	0.00%	0	0.00%	0	0.00%
sc	0	0.00%	0	0.00%	0	0.00%	0	0.00%
sc (2)	0	0.00%	0	0.00%	0	0.00%	0	0.00%
sc w/f	0	0.00%	0	0.00%	0	0.00%	0	0.00%
scroll	0	0.00%	0	0.00%	0	0.00%	0	0.00%
silk	0	0.00%	0	0.00%	0	0.00%	0	0.00%
ti	0	0.00%	0	0.00%	0	0.00%	0	0.00%
unc.	0	0.00%	0	0.00%	1	8.33%	1	1.79%
und.	0	0.00%	0	0.00%	0	0.00%	0	0.00%
Total:	22	100.00%	22	100.00%	12	100.00%	56	100.00%

5.4.6. ANIMALS

Due to the extreme diversity and limited number of instances of animal figures with nasal motifs in the corpora of the present study, general statistics (see Table 107), and especially relative frequencies, are rather skewed and insignificant. However, some general observations of the distribution of nasal motifs of a selection of animals can be made.

The most common nasal motif of bird figures is type 'bf' (i.e., 'bird feather') nasal motif which appears to be an integral part of some of the birds depicted in Maya art. Whether this motif is a 'true' nasal motif or a part of the physiological appearance of a specific species of birds (as seems to be the

¹¹⁸ Out of the total of 87 Witz Monsters studied, 47 (~54.02 %) portray nasal motifs.

case of type ‘ti’ nasal motifs) remains for the moment an open question. The motif is frequently portrayed touching the nostril area of the beak of birds and miscellaneous avian creatures. However, in two instances (K4010 and in K7750) the motif is placed on top of the beak (with a small and large gap, respectively) rather than touching the beak or nostrils. The motif is also found touching the nose of two human figures in K1440. Also here, the motif is clearly associated with birds which is made explicit in the case of the other human (or humanlike) figure as he is dressed partly in bird feathers (see Figure 101b).



a



b



c

Figure 101: Three scenes from a Late Classic Phase 2 bowl showing two humans and an anthropomorphic bird with type ‘bf’ nasal motifs (after a photo by Justin Kerr [File no. K1440])

Another rather intriguing scene involving animal figures is depicted in a Chama (or related) style vase where a nasal motif parallel to a human figure is placed in front of (below) the muzzle of a deer (see Figure 102). The scene appears to be a narrative as the two sets of four human beings (whereof three are playing shell trumpets) and a deer in a procession are next to identical except for the fact that in the other scene (i.e., on the other side of the vase) the last human figure has a type ‘2-part’ nasal motif which is also assigned to the deer.



Figure 102: Late Classic Phase 2 Chama(?) style vase showing a procession of two sets of four human figures and a deer (photo by Justin Kerr [File no. K808])

In addition to nasal motifs, there are numerous motifs in Maya art assigned to animal figures that are analogous to various types of nasal motifs, but rather than being positioned in the nasal area they are placed around or on the back of the heads of various animal creatures. In K5204, a pair of deer are depicted with type 'sc/sc1' motifs around their heads (and attached to the antlers with the other one eroded and overpainted[?]; see Figure 103).




Figure 103: Late Classic Phase 2 Zacatel ceramic group vase showing a pair of deer with type 'sc/sc1' motifs around their heads (photo by Justin Kerr [file no. K5204])

One common feature associated with supernatural bats in Maya art is a motif parallel to type '3pm w/f' and '4pm w/f' nasal motifs. In K5224 and in OG22 (see Figure 104a and b) the motifs are placed on the back of the heads of the bats.



Figure 104: Two Late Classic Phase 2 Chama style vases depicting supernatural bats (photos by Justin Kerr: (a) file no. K5224; (b) OG22 [Coe 1982: Fig. 22])

In K4550 an uncommon motif, but parallel to the type 'sc w/f' motif, is positioned on the back of a bird and in K5492 a '2-part' motif is behind the head of a Waterlily Jaguar:

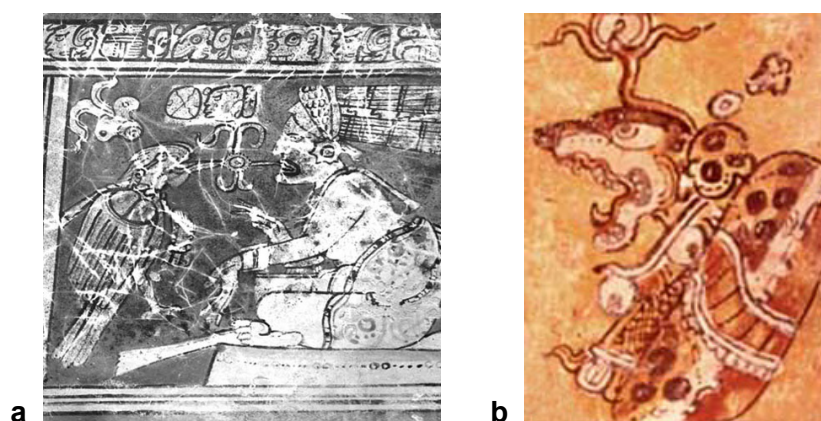


Figure 105: Details from two Late Classic Phase 2 vases depicting a bird and a Waterlily Jaguar head (photos by Justin Kerr: (a) file no. K4550; (b) K5492)

Another example – or a set of examples – can be found on three incised bones from Burial 116 at Tikal¹¹⁹ (see Figure 106 and Figure 107). There are three¹²⁰ canoe scenes incised on the bones, whereof one scene depicts the canoe in horizontal position and two show the canoe sinking under the surface of the water (indicated by water scrolls¹²¹ marking the portal to the watery underworld [Schele and Miller 1986: 270]). The principal figure in the scene is either the Maize God or the king of Tikal, Jasaw Chan K'awiil I, impersonating him. He is flanked by four animal figures with anthropomorphic attributes (an iguana, a spider monkey, a parrot, and a dog) which remain in the same order in all three scenes even though the direction of the canoe is changed in one of the scenes. A pair of Paddler Gods steer the canoe at the bow and aft of the canoe in the first, horizontal, episode and each Paddler individually in the middle of the canoe in the two sinking scenes.

On each scene, there are type 'sc w/f' motifs to be found on the back of the heads of the figures: in the first scene, if the three bones are to be interpreted as a narrative, the principal figure does not have the motif anywhere, but the animals have it on the back of their heads. In the following scenes, the principal figure has the motif on the back of his head but the animals have 'lost' theirs. Whether this arrangement is deliberate or purely unintentional remains unknown due to the fact that the three scenes come from three individual bones and, thus, cannot be securely interpreted as a narrative. However, the disappearance of the motifs from the back of the heads of the animal figures along with the disappearance of the headdress of the principal figure speak for the interpretation that the presence and absence of the motifs is intentional. Further implications of this pattern will be discussed in Chapter 7.

¹¹⁹ The total number of carved bones in the burial is 89 (Schele and Miller 1986: 270).

¹²⁰ A fourth scene with associated imagery exists as well, and the implications of this example will be discussed in more detail in Chapter 7.

¹²¹ According to Donald Hales (Robicsek and Hales 1981: 191) the spindle shaped water symbol probably has its origin in an exposed "skeleton" of a conchshell (see Robicsek and Hales 1981: Fig. 66).

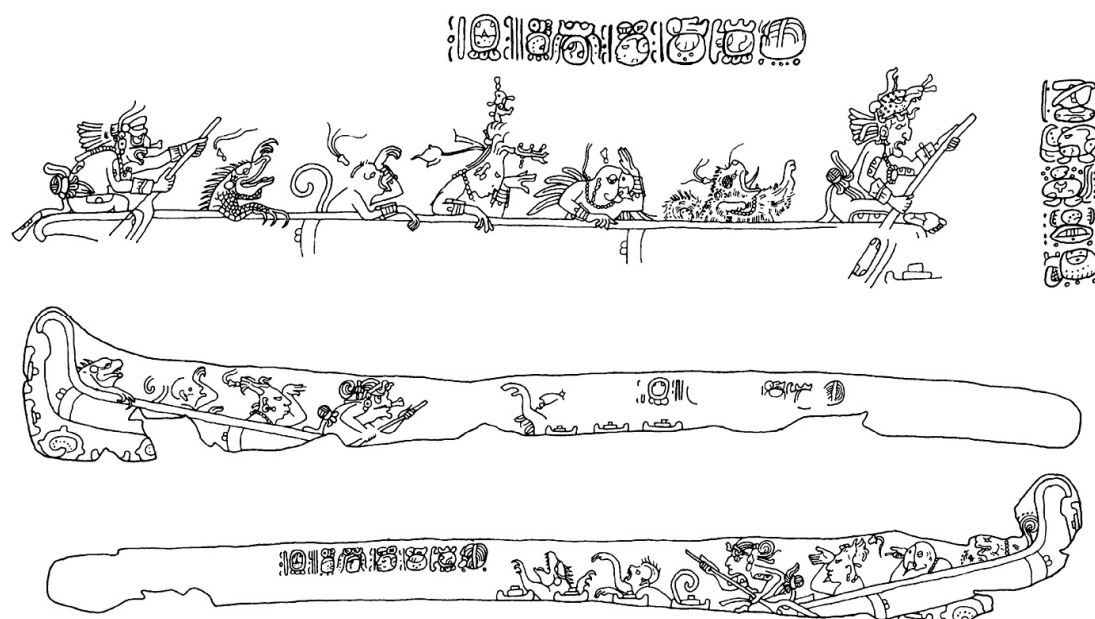


Figure 106: Incised bones from Burial 116, Tikal (drawings by Linda Schele in Schele and Miller 1986: Fig. VII.1)




Figure 107: Sequence of agents from three incised bones from Burial 116, Tikal (adapted after Linda Schele's drawings in Schele and Miller 1986: Fig. VII.1)

**Table 107: Distribution of nasal motifs pertaining to various animal figures
in the corpora of ceramics and monumental art of the present study**

Typology:	Birds:		Deer:		Jaguars:		Toads:		Other:		Total:	
2 bones	12	25.00%	0	0.00%	5	55.56%	0	0.00%	3	15.00%	20	21.51%
2 knots w/f	0	0.00%	0	0.00%	0	0.00%	0	0.00%	0	0.00%	0	0.00%
2 round	0	0.00%	0	0.00%	0	0.00%	1	16.67%	0	0.00%	1	1.08%
2nm	0	0.00%	0	0.00%	0	0.00%	0	0.00%	0	0.00%	0	0.00%
2-part	0	0.00%	3	30.00%	1	11.11%	0	0.00%	0	0.00%	4	4.30%
2-part w/f	0	0.00%	1	10.00%	0	0.00%	0	0.00%	0	0.00%	1	1.08%
3 bones	0	0.00%	0	0.00%	0	0.00%	0	0.00%	0	0.00%	0	0.00%
3 knots w/f	0	0.00%	0	0.00%	0	0.00%	0	0.00%	0	0.00%	0	0.00%
3-part	0	0.00%	0	0.00%	0	0.00%	0	0.00%	0	0.00%	0	0.00%
3-part w/f	0	0.00%	0	0.00%	0	0.00%	0	0.00%	0	0.00%	0	0.00%
3pm	0	0.00%	0	0.00%	0	0.00%	0	0.00%	0	0.00%	0	0.00%
3pm w/f	0	0.00%	0	0.00%	0	0.00%	0	0.00%	0	0.00%	0	0.00%
4-part	1	2.08%	0	0.00%	0	0.00%	0	0.00%	0	0.00%	1	1.08%
4-part w/f	0	0.00%	0	0.00%	0	0.00%	0	0.00%	0	0.00%	0	0.00%
4pm	0	0.00%	0	0.00%	0	0.00%	0	0.00%	0	0.00%	0	0.00%
4pm w/f	0	0.00%	0	0.00%	0	0.00%	0	0.00%	1	5.00%	1	1.08%
bf	17	35.42%	0	0.00%	0	0.00%	0	0.00%	0	0.00%	17	18.28%
bone	2	4.17%	0	0.00%	1	11.11%	1	16.67%	0	0.00%	4	4.30%
dnm	0	0.00%	0	0.00%	0	0.00%	0	0.00%	0	0.00%	0	0.00%
ds	2	4.17%	0	0.00%	0	0.00%	0	0.00%	0	0.00%	2	2.15%
knot w/f	0	0.00%	0	0.00%	0	0.00%	0	0.00%	0	0.00%	0	0.00%
mo	0	0.00%	0	0.00%	0	0.00%	3	50.00%	1	5.00%	4	4.30%
nb	0	0.00%	0	0.00%	0	0.00%	0	0.00%	0	0.00%	0	0.00%
nb w/f	0	0.00%	0	0.00%	0	0.00%	0	0.00%	0	0.00%	0	0.00%
round	1	2.08%	0	0.00%	1	11.11%	1	16.67%	0	0.00%	3	3.23%
round w/f	0	0.00%	0	0.00%	0	0.00%	0	0.00%	0	0.00%	0	0.00%
sc	1	2.08%	1	10.00%	0	0.00%	0	0.00%	2	10.00%	4	4.30%
sc (2)	0	0.00%	0	0.00%	1	11.11%	0	0.00%	0	0.00%	1	1.08%
sc w/f	0	0.00%	0	0.00%	0	0.00%	0	0.00%	0	0.00%	0	0.00%
scroll	0	0.00%	0	0.00%	0	0.00%	0	0.00%	0	0.00%	0	0.00%
silk	5	10.42%	4	40.00%	0	0.00%	0	0.00%	5	25.00%	14	15.05%
ti	0	0.00%	0	0.00%	0	0.00%	0	0.00%	0	0.00%	0	0.00%
unc.	7	14.58%	1	10.00%	0	0.00%	0	0.00%	8	40.00%	16	17.20%
und.	0	0.00%	0	0.00%	0	0.00%	0	0.00%	0	0.00%	0	0.00%
Total:	48	100.00%	10	100.00%	9	100.00%	6	100.00%	20	100.00%	93	100.00%

5.5. STATISTICAL ANALYSES BASED ON RESTRICTED DISTRIBUTION: THE CASE OF MAYA CODICES

5.5.1. GENERAL REMARKS

Surviving Maya codices present a valuable source to the study of the Postclassic Maya culture – along with an important resource to the examination of nasal motifs, adding to the time span for studying the paleoiconography of the motifs in question.

Dating the four surviving *readable* Maya codices (Codices Dresden, Madrid, Paris, and Grolier) has been a problem ever since they were (re)discovered, and no agreement as to their exact age has been established to date (save the fact that all four of them date back to the Postclassic period).¹²² The basis of determining the age of the codices has been based on stylistic grounds (based on both iconography and epigraphy), astronomical and calendrical data, linguistics, and radiocarbon dating. Most scholars (see Vail 2002; Graff and Vail 2001: 63) agree on the assumption that the Dresden Codex is the oldest of the four surviving codices and that the Paris Codex can be fairly accurately given a date somewhere around the middle of the 15th century, but the chronological order of the two remaining codices (Madrid and Grolier) has demonstrated a large variance .

Thompson (1972: 15-16) suggested that the Dresden Codex dates around AD 1200–1250, an estimate that is commonly cited but not accepted in any way by most scholars. For example, Grube (2001: 337) presents a more cautious and open date of AD 1200–1500. Paxton (1991) suggests an open date of AD 1150/1250 to 1450/Spanish contact, and proposes, furthermore, a list of candidates for a possible provenience for the Dresden Codex (Mayapan, Chichen Itza, Tulum, Santa Rita Corozal, and Kabah). Regarding the dating of the Paris Codex, Love (1994: 13; 2001: 443) proposes an approximate date of 1450 based on a stylistic resemblance to the stone monuments at the Late Postclassic site of Mayapan and to the art style of the eastern coast of Yucatan before the Conquest. Also, considering the fragility of paper, paint and plaster in a tropical environment, Love suggests that the codices confiscated by the Spaniards were probably produced quite close to the time of initial contact, even though the texts themselves were copied from earlier, more ancient sources (Love 1994: 8).

The date of the Madrid Codex is commonly held to be somewhere around AD 1300–1500. Milbrath (1999: 6) suggests a date of AD 1350–1450 whereas Graff and Vail (2001) assign the Madrid Codex to the middle of the 15th century. Contrary to general consensus, Michael Coe has proposed a much later date for the Madrid Codex in a presentation in the XX1st Maya Hieroglyphic Forum at the University of Texas in 1997. The conclusions were published (Coe and Kerr 1998: 181) with the assertion that “[...] fragments of European paper with Spanish writing are sandwiched or glued between layers of bark paper [...] the Western paper appears not to have been a mere repair, but to have been incorporated in the codex during its manufacture. Thus the Madrid would necessarily be later than the conquest of Yucatán, probably even post-1624, and could have been made at Tayasal, which did not fall to the Spaniards until 1697.” The existence of European paper was previously noticed by Ernst Förstemann in his 1902 treatise “*Commentar zur Madrider Mayahandschrift: Codex Tro-Cortesianus*” (Christian Prager, personal communication) and by Ferdinand Anders (1967: 37-38), but neither of them perceived the European layer to occur between the Maya layers of the codex.

In November 2003, I had the opportunity to visually inspect the Madrid Codex with other scholars during the 8th European Maya Conference, held in Madrid. Observing the disputed Page 56 of the codex, it became clear that the European layer (or layers) of paper in the codex were placed on top of the original Maya bark paper layers. As a result, the argument that the codex is of Post-Conquest

¹²² In addition to the Postclassic codices, there are a handful of examples of Classic period codices that have been uncovered archaeologically (see, e.g., Angulo 1970). However, these codices have been affected so adversely by weather conditions in the Maya areas, that they have been reduced to amorphous heaps of organic remains, plaster and pigment (Kettunen and Helmke 2004: 7).

origin – based on assumption that the layers of European paper form an integral part of the layers of Maya bark paper – is no longer tenable.

As with the date attributed to the Grolier Codex, Coe (1973: 150) and Coe and Kerr (1998: 175) propose that it is the oldest Maya codex based on the radiocarbon dating ($AD\ 1230 \pm 130$) of the paper used in the codex. In contrast, Milbrath (1999: 6) believes that the Grolier Codex is probably the latest of the four codices and that it may be Post-Conquest in date. Although some scholars (e.g., Thompson [1975] and Baudez [2002]) believed or continue to believe that the Grolier Codex is a forgery (based on style¹²³ or internal incongruities), most researchers now consider it to be authentic. According to Grube (2000: 128), the authenticity of the Grolier Codex can no longer be disputed based on the fact that the paper dates back to the Pre-Conquest times and that the codex contains a functional Venus calendar. However, this assertion still requires further validation (Nikolai Grube, personal communication 2004).

In the following pages it will be demonstrated that there is considerable variance in the presence of nasal motifs in the codices. Whether or not this plays a part in the discussion of the dating of the codices (i.e., whether the reduced number of nasal motifs argues for a later date), the statistics will reveal patterns that can be used as a part of stylistic comparison between the codices.

5.5.2. STATISTICAL ANALYSES

Statistical analyses were carried out on all codices to reveal typological distribution patterns and to find out whether the absolute number and relative frequency of agents with nasal motifs varies between the codices.¹²⁴ The differences between the codices in relation to the number and relative frequency of nasal motifs are striking (see Table 108, Chart 50 and Chart 51). The highest number and frequency of agents with nasal motifs can be found in the Dresden Codex with 80 examples (~18.78 %) out of the total of 426 figures on principal agents and 85 examples (~15.89 %) out of the total of 535 figures on all agents including headdress figures and other secondary agents. The second highest numbers are in the Paris Codex with 11 examples (~14.47 %) out of the total of 76 figures on principal agents and the same number on all (115) agents with a smaller frequency distribution (~9.57 %).¹²⁵

The most noticeable statistics are to be found on the Madrid Codex: out of the 981 agents (whereof 836 are principal agents) only 6 have nasal motifs, providing a frequency of ~0.72 % on principal agents and ~0.61 % on all agents. If the nasal motifs of the Death God figures¹²⁶ (4 in total) are not counted as nasal motifs *per se*, the frequency is even smaller (~0.36 % on principal agents and ~0.31 % on all agents). In the Grolier Codex, out of 26 agents (whereof 14 are principal figures) there are 2 agents with nasal motifs generating a ~14.29 % frequency on principal agents and ~7.69 % frequency on all agents. If the (integral) nasal motifs of the Death God figures (2 in total) are not counted as nasal motifs, the frequency decreases to 0 % in the Grolier Codex.

¹²³ According to Carlson (1983: 41) the Grolier Codex is stylistically a hybrid book showing influence of the so-called Mixteca-Puebla style, and, consequently, to reject the authenticity on stylistic grounds is unsustainable.

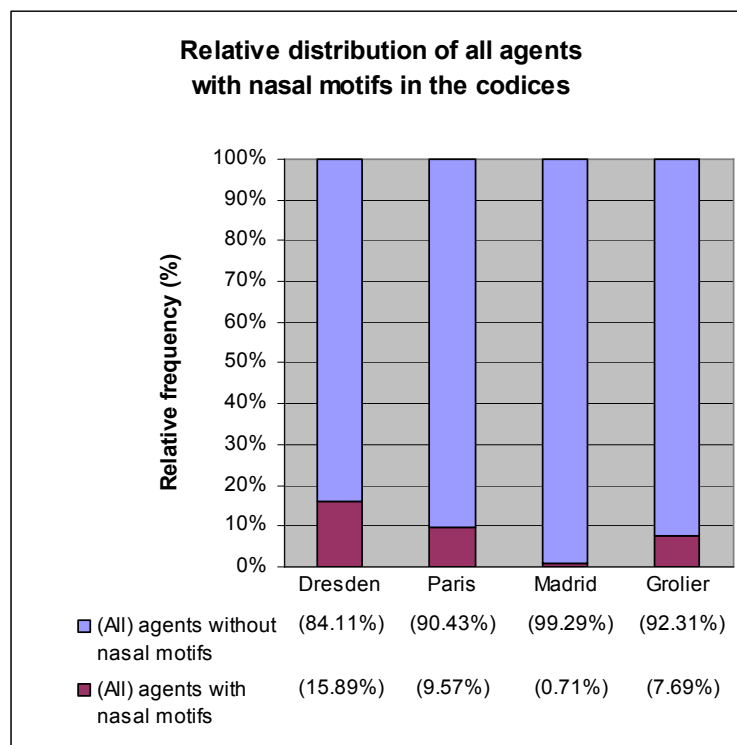
¹²⁴ For a complete inventory of nasal motifs in the codices, see Appendix H. For the typological distribution of nasal motifs in the codices, see Table 109, Table 110, and Chart 52. For a comparison of different types of nasal motifs in the codices and other media, see Table 111).

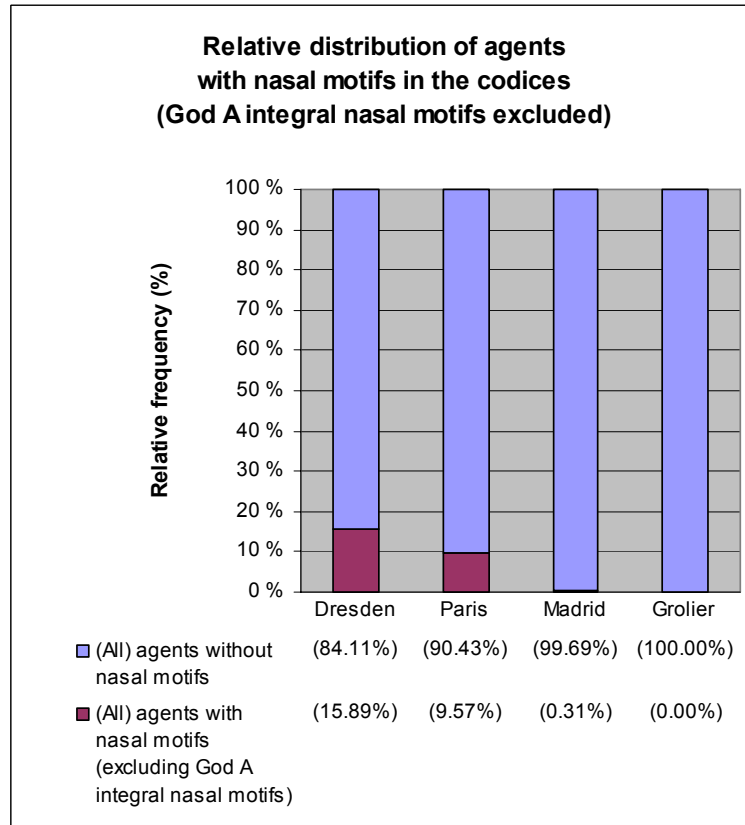
¹²⁵ The statistics concerning the Paris Codex are slightly inaccurate due to the fact that the area around the head of some of the figures is eroded beyond recognition. Consequently, the frequency of agents with nasal motifs in the Paris Codex is probably slightly higher than what the statistics show.

¹²⁶ The nasal motifs in question are in all likelihood an integral part of various depictions of Death Gods in Maya art, with possible indications of foul smell, especially in the case of the representations of Death Gods in the codices (see Table 111 and Figure 150).

Table 108: Number of agents with nasal motifs in the codices

	Dresden	Paris	Madrid	Grolier
Total number of principal agents (excluding headdress figures and other secondary agents)	426	76	836	14
Total number of agents (including headdress figures and other secondary agents)	535	115	981	26
Number of principal agents with nasal motifs	80 (~18.78%)	11 (~14.47%)	7 (~0.84%)	2 (~14.29%)
Number of all agents with nasal motifs	85 (~15.89%)	11 (~9.57%)	7 (~0.71%)	2 (~7.69%)

**Chart 50: Relative distribution of (all) agents with nasal motifs in the codices**



**Chart 51: Relative distribution of (all) agents with nasal motifs in the codices:
God A integral nasal motifs excluded**

Table 109: Typological distribution of nasal motifs in the codices (broad distinction)

	Dresden		Paris		Madrid		Grolier	
2 bones	28	(32.94%)	0	(0.00%)	0	(0.00%)	0	(0.00%)
2 round	6	(7.06%)	0	(0.00%)	0	(0.00%)	0	(0.00%)
nb	24	(28.24%)	3	(27.27%)	2	(28.57%)	0	(0.00%)
2-part	1	(1.18%)	0	(0.00%)	0	(0.00%)	0	(0.00%)
bone	9	(10.59%)	6	(54.55%)	0	(0.00%)	0	(0.00%)
coil	7	(8.24%)	0	(0.00%)	1	(14.29%)	0	(0.00%)
round	4	(4.71%)	0	(0.00%)	0	(0.00%)	0	(0.00%)
sc	1	(1.18%)	0	(0.00%)	0	(0.00%)	0	(0.00%)
sc w/f	1	(1.18%)	0	(0.00%)	0	(0.00%)	0	(0.00%)
unc.	4	(4.71%)	2	(18.18%)	4	(57.14%)	2	(100.00%)
Total:	85	(100.00%)	11	(100.00%)	7	(100.00%)	2	(100.00%)

Table 110: Typological distribution of nasal motifs in the codices (narrow distinction)

	Dresden		Paris		Madrid		Grolier	
nb-BO1	14	(16.47%)	0	(0.00%)	0	(0.00%)	0	(0.00%)
nb-BO4	3	(3.53%)	3	(27.27%)	1	(14.29%)	0	(0.00%)
nb-oval	0	(0.00%)	0	(0.00%)	1	(14.29%)	0	(0.00%)
nb-unc.	5	(5.88%)	0	(0.00%)	0	(0.00%)	0	(0.00%)
nb-und.	2	(2.35%)	0	(0.00%)	0	(0.00%)	0	(0.00%)
2-part	1	(1.18%)	0	(0.00%)	0	(0.00%)	0	(0.00%)
2Rp	6	(7.06%)	0	(0.00%)	0	(0.00%)	0	(0.00%)
BO1	25	(29.41%)	0	(0.00%)	0	(0.00%)	0	(0.00%)
BO4	12	(14.12%)	6	(54.55%)	0	(0.00%)	0	(0.00%)
coil	7	(8.24%)	0	(0.00%)	1	(14.29%)	0	(0.00%)
round	4	(4.71%)	0	(0.00%)	0	(0.00%)	0	(0.00%)
sc w/f	1	(1.18%)	0	(0.00%)	0	(0.00%)	0	(0.00%)
sc1	1	(1.18%)	0	(0.00%)	0	(0.00%)	0	(0.00%)
unc.	4	(4.71%)	2	(18.18%)	4	(57.14%)	2	(100.00%)
Total:	85	(100.00%)	11	(100.00%)	7	(100.00%)	2	(100.00%)

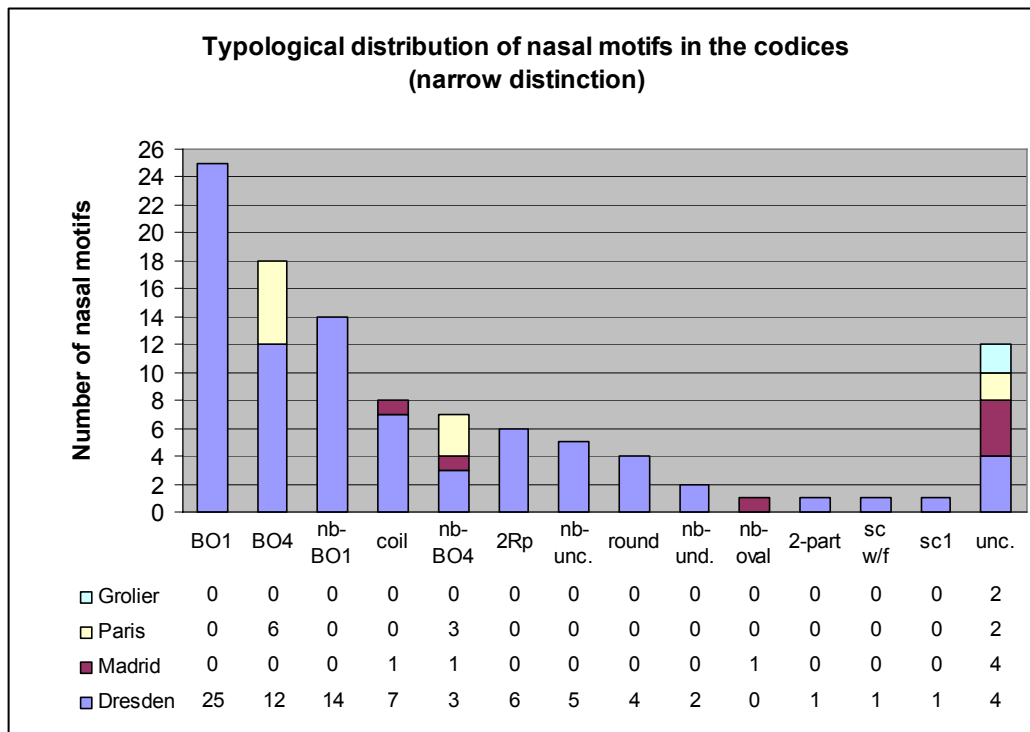



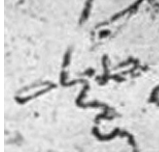
















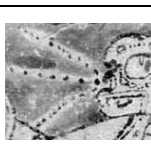
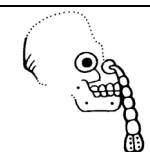
**Chart 52: Typological distribution of nasal motifs in the codices (narrow distinction)**

Table 111: Comparison of different types of nasal motifs in the codices and other media

	Dresden:	Madrid:	Paris:	Grolier:	Ceramics:	Other media:	
Image:				—			
Source:	Dresden 7c:3	Madrid 34b:6	Paris 7a:2		K5002	Seibal, St. 10	Tulum, Mural 1, Int. E wall, Str. 5
Typology:	nb / nb-BO4	nb / nb-oval	nb / nb-BO4		2nm / 2nm BO4	nb / nb-BO1	nb / nb BO1
Agent:	God H	Maize God?	?		Maize God?	Aj B'olon Haab'tal	?
Publication:	Kumatzim Wuj Jun: Códice de Dresde 1998	Codex Tro-Cortesianus 1967	Codex Peresianus 1968		Kerr 1994: 641	Graham 1996: 32	Graham 1992: 108
Image:			—	—			
Source:	Dresden 11b:1	Madrid 96b:2			K8262	Tikal, St. 31	Mayapan, St. 1
Typology:	coil	coil			ds?	unc.	unc.
Agent:	Sun God	?			human? head	Yax Ehb' Xook	?
Publication:	Kumatzim Wuj Jun: Códice de Dresde 1998	Codex Tro-Cortesianus 1967			Kerr 2000: 1020	Schele 1990: 77	Martin & Grube 2000: 228 (drawing: L. Schele)
Image:		—	—	—			
Source:	Dresden 65a:2				K3248	Ek Balam, Capstone 6	PNK (DMU incised bone)
Typology:	2 bones / BO1				2 bones / BO3	2 bones / BO1	2 bones / BO1
Agent:	Chaahk				K'awiil	K'awiil	Itzamnaaj (av.)
Publication:	Kumatzim Wuj Jun: Códice de Dresde 1998				Kerr 1992: 398	Grube, Lacadena, and Martin 2003: II-16 (dr: A. Lacadena)	author photo
Image:		—	—	—			
Source:	Dresden 12b:2h				K4464	Tikal, St. 31	
Typology:	2 bones / BO1				2 bones / BO2	2 bones / BO1	
Agent:	parrot head				jaguar	jaguar head	
Publication:	Kumatzim Wuj Jun: Códice de Dresde 1998				Kerr 1992: 498	Schele 1990: 97	
Image:	—		—				
Source:		Madrid 111c:3		Grolier, p. 2	K5017	Yaxchilan, Lnt. 45	
Typology:		unc.		unc.	unc.	unc.	
Agent:		Death God		Death God	Death God	skull (belt ornament)	
Publication:		Codex Tro-Cortesianus 1967		Coe 1973	Kerr n.d.a.	Graham 1979: 3:99	

6. CASE STUDY: PAIRED SCENES INVOLVING NASAL MOTIFS IN CERAMICS

There are numerous scenes in Maya ceramics where parallel characters are portrayed on both sides¹²⁷ of the vessel. The characters frequently appear to be the same individual or entity with subtle differences, as in K2598 (Figure 108). In some cases, as in K3863 (see Figure 109), the characters are different in form but rather than being unrelated individuals, they are manifestations of the same entity (anthropomorphic Itzamnaaj and avian manifestation of Itzamnaaj).



Figure 108: Late Classic Phase 1-2 Zacatel ceramic group cylindrical vase
(photo by Justin Kerr [file no. K2598a])

¹²⁷ I use the term ‘side’ to refer to vertical halves of vases and bowls that are composed of two distinct scenes separated by visible or invisible dividers. Being spherical in (horizontal) shape, vases and bowls do not – in reality – have sides, and this term is only used in relation to vessels that illustrate two divisible scenes. Vases and bowls that portray a sequence of more than two designs or scenes are considered to be a separate class of pictorial arrangement. Such vessels can, of course, illustrate a progression or a narrative, but not in the same sense as vessels divided into two scenes. Also, what needs to be taken into consideration is the fact that in most cases one can only speak of scenes that appear on one or the other side of the vase, but not of “first scene” and “second scene” unless a strong argument can be made that either one of the scenes precedes the other one in the supposed (emic view of the) narrative.



Figure 109: Early Classic Phase 3 Plano-Relief (T:V) tripod vase (photo by Justin Kerr [file no. K3863])

Vases and bowls with such parallel scenes can either be interpreted as a mere repetition of the same entity on both sides of the vessel, or representations of different manifestations of the same entity, as seems to be the case with vases on which both sides portray next to identical scenes or entities (see, for example, K761 in Figure 110). The arrangement of such scenes is somewhat parallel to ceramics portraying, to some extent, static images of various entities and designs (as in the case of K6616, for example; see Figure 111).



Figure 110: Late Classic Phase 2 Zacatel ceramic group: cream-ground Codex-style cylindrical vase (photo by Justin Kerr [file no. K761])



Figure 111: Late Classic Phase 2 Black and White Style (Zacatel ceramic group: cream-ground Codex-style) cylindrical vase (photo by Justin Kerr [file no. K6616])

However, there is a class of pictorial ceramics on which the one side of the vessel is markedly different from the other one. In all likelihood, these vessels were considered to be read or viewed as a narrative, as is the case, for example, in K1196 (see Figure 112). In addition to scenes or sets of scenes on which the narrative component is somewhat transparent, there are numerous pictorial ceramics on which the two scenes are only moderately different. The differences may be in the posture, garment, facial expression, or physical attributes of the individuals. Also, the characters may hold different objects in the two scenes or hold similar objects in different positions. Moreover, what is significant in the light of the present study, is the fact that there are paired scenes that are otherwise moderately analogous, but differ in the shape (type) of nasal motifs. And – more importantly – there are vessels on which the scene on the one side of the vessel portrays nasal motifs while the scene on the other side does not.¹²⁸



Figure 112: Late Classic Phase 2 Zacatel ceramic group: cream-ground Codex-style cylindrical vase (photo by Justin Kerr [file no. K1196])

The reasons for the existence of nasal motifs on only one of the two scenes can be numerous. First of all, such ceramic vessels need to be scrutinized in detail to expose possible physical reasons for the absence of nasal motifs on one of the scenes. The critical area on the surface of the vessel can be eroded, weathered, or overpainted. Also, the vessel may be (or may have been) broken in the critical area. When these possible physical reasons are ruled out, there yet remains the possibility of accidental or random omission of the nasal motif in one of the scenes. However, when the omission (or presence) of the nasal motif is pronounced or if there is a pattern of various ceramic vessels portraying paired scenes with nasal motifs on only one side of the vessel, the chances are that the omission (or addition) of nasal motifs is not accidental.

To examine the overall pattern of paired scenes including or excluding nasal motifs, an analysis was carried out on 1584 ceramic vases and bowls in the Kerr corpus (Kerr 1989, 1990, 1992, 1994, 1997, 2000, and n.d.a.).¹²⁹ Out of the 1584 vases and bowls, 371 (~23.42 %) portray parallel or comparable scenes on both sides of the vase or bowl. Out of these 371 vessels, 174 examples (~46.90 %) do not show any nasal motifs on any of the principal agents. Examples numbering 132 (~35.58 %) portray nasal motifs on parallel principal agents on both sides of the vessel, i.e., on both agents in the case of vessels with one pair of agents, and on one or several pairs of parallel agents in the case of vessels with more than one pair of matching agents. In 41 instances (~11.05 %) only one of the parallel principal agents has a nasal motif, and in 24 cases (~6.47 %) the critical area of the vessel is unclear, overpainted, eroded, weathered, or broken beyond recognition. In the case of the 132 vessels portraying nasal motifs on parallel principal agents on both sides of the vessel, there are 99 cases

¹²⁸ In addition to ceramics, there are other potential examples of parallel scenes with contrasting iconographic aspects that in all probability have narrative implications and associations, such as the incised bones from Burial 116 at Tikal, mentioned in Chapter 5.5.6 (see also Chapter 7).

¹²⁹ Excluded from the inventory are ceramic dishes (plates), duplicate entries, non-Maya ceramics, and items that appeared in the Kerr database (Kerr n.d.a.) after closing the number of ceramic vessels that was to become the ceramic corpus of the present study (on October 20th, 2003).

(75.00 %) where the nasal motif type is the same on both/all agents, 21 cases with minor variation in the type of the nasal motifs, and 12 cases with major differences in the type of the nasal motifs.

Another survey was made to include only anthropomorphic figures (human and humanlike figures and anthropomorphic deities). The statistics are somewhat parallel to the first data set, although some variance can be discerned. Instances in this second data set will be examined next, especially in relation to vessels on which only one of the parallel principal agents has a nasal motif, and to vessels portraying nasal motifs on parallel principal agents on both sides of the vessel with major differences in the type of the nasal motifs.

Table 112: Ceramic vases and bowls portraying parallel scenes in the Kerr corpus of Maya ceramics

vases/bowls with parallel or comparable scenes on both sides of the vase/bowl:		
vases/bowls without nasal motifs on principal agents	174	46.90%
vases/bowls portraying nasal motifs on parallel principal agents on both sides of the vase/bowl	132	35.58%
vases/bowls portraying nasal motifs only on one of the parallel principal agents on both sides of the vase/bowl	41	11.05%
vases/bowls on which the nasal area of one of the principal agents is eroded or otherwise indiscernible	24	6.47%
total:	371	100.00%
vases/bowls portraying nasal motifs on parallel principal agents on both sides of the vase/bowl:		
same nasal motif type	99	75.00%
minor difference in the type of the nasal motif	21	15.91%
major difference in the type of the nasal motif	12	9.09%
total:	132	100.00%
vases/bowls with parallel or comparable scenes on both sides of the vase/bowl (data set: human and humanlike figures and anthropomorphic deities):		
vases/bowls without nasal motifs on principal agents	97	39.59%
vases/bowls portraying nasal motifs on parallel principal agents on both sides of the vase/bowl	94	38.37%
vases/bowls portraying nasal motifs only on one of the parallel principal agents on both sides of the vase/bowl	35	14.29%
vases/bowls on which the nasal area of one of the principal agents is eroded or otherwise indiscernible	19	7.76%
total	245	100.00%
vases/bowls portraying nasal motifs on parallel principal agents on both sides of the vase/bowl (data set: human and humanlike figures and anthropomorphic deities):		
same nasal motif type	70	74.47%
minor difference in the type of the nasal motif	16	17.02%
major difference in the type of the nasal motif	8	8.51%
total:	94	100.00%

One of the aspects crucial in the interpretation relating to the meaning of nasal motifs is the alteration of individuals or set of individuals with and without nasal motifs. These scenes can be regarded as ‘minimal pairs’ – not unlike in (any) language in which a contrast of one phoneme makes a difference in the meaning of the word. A set of these paired scenes will be examined next.



**Figure 113: Late Classic Phase 2(?) Zacatel Cream-polychrome cylindrical vase
(photo by Justin Kerr [file no. K8335])**

K8335 (see Figure 113) is an unprovenienced Late Classic Phase 2(?) Zacatel Cream-polychrome cylindrical vase with red, brown and black on cream slip. The vase is composed of two parallel scenes on opposite sides of the vessel with some differences in the iconography. The hieroglyphs appear to be pseudoglyphic in nature. The vase shows two characters in a similar pose. The differences in the two scenes are the following: (1) the figure on the left (in the roll-out photo) holds an object with a knot whereas the figure on the right holds a similar object without a knot (compare to K5126, K5437, K5794, and K8416); (2) the hand position is different (in all likelihood merely due to the composition of the image on the right with the feathers of the headdress appendage occupying half of the vertical space before the figure); (3) the loincloth is somewhat, but not significantly, different; (4) the headdresses are different: the figure on the left has a zoomorphic dragon-like headdress appendage whereas the figure on the right has a headdress appendage with feathers; (5) the figure on the left has a nasal motif but the figure on the right does not.

Concerning the presence and absence of nasal motifs in the two scenes, it is worth noticing that although the figure on the right does not have a nasal motif, a similar motif is to be found in the upper right corner of the frame, behind the headdress. The placement of such motifs (that are parallel to nasal motifs) in other contexts is not unusual, as there are numerous examples in ceramics where such motifs are placed around the headdress or around the head of the characters (see, for example, K771, K1202, K1204, K1213, K1260, K1349, K1496, K2067, K2583, K2713, K2797, K2970, K3044, K3066, K3248 [see Figure 114 in the present volume], K3410, K3536, K3827 [see Figure 115 in the present volume], K4585, K4603, K4617, K4660, K4717, K5000, K5001, K5004, K5034, K5064, K5092, K5204, K5354, K5492, K5500, K5605, K5606, K5615, K6062, K6290, K6426, K6435, K6999, K7012, K7432, K7447, K7524, K7602, K7750, K8015, K8246, K8334, K8425, K8450, K8468, K8485, and K8556).



Figure 114: Late Classic Phase 2 Zacatel ceramic group: cream-ground Codex-style cylindrical vase (photo by Justin Kerr [file no. K3248])



Figure 115: Late Classic Phase 2 Chama Style (T:V) bowl (photo by Justin Kerr [file no. K3827])

Moreover, there are ceramics portraying motifs or designs analogous to nasal motifs all over various scenes. These motifs are frequently associated or attributed to various entities but also to *prima facie* inanimate items, such as headdresses, headdress appendages (such as flowers, feathers, and leaves), precious or valued articles, such as books, bundles, thrones, and deity effigies, and also to flames or smoke emanating from various entities or items (see Figure 116 and Figure 117). Parallel motifs are also found in other contexts forming parts of various designs, such as floral arrangements or motifs (see Figure 118), as already discussed in Chapter 4.1.



Figure 116: Late Classic Phase 2 Chama style (Chama Polychrome: Orange-slipped Variety) cylindrical vase (photo by Justin Kerr [file no. K8468])




Figure 117: Late Classic Phase 2 (Cabrito Cream-polychrome: Cabrito Variety) cylindrical vase (photo by Justin Kerr [file no. K6755])



Figure 118: Lower register of K4905 (adapted after a photo by Justin Kerr)

Returning to K8335 (Figure 113), the absence of a nasal motif of the other figure may be accidental or intentional. The headdress foliage of the figure on the right does not leave too much space for a nasal motif, which may be another reason for the omission of the motif (however, only in the case the existence of a nasal motif in this particular scene or pair of scenes is optional or inconsequential). To further examine the case, it is worth looking at other scenes that portray nasal motifs on only one of the parallel characters in paired scenes.

In K956 (see Figure 119), two standing individuals, a male and a female figure, are shown on both sides of the vase. The differences in the garments are not striking, except for the fact that the headgear of the male figure is different in the two scenes (granted the two male figures portray one and the same individual). The male figure on the left (in the roll-out photo) has a netted God N (Pawahtuun)¹³⁰ type headdress and the figure on the right has a brimmed hat with a tassel.¹³¹ The individual on the left

¹³⁰ Whether the male figure portrays an aged human individual or a deity is irrelevant at this stage of the analysis of the scene(s).

¹³¹ In a parallel scene in K5005 (see Figure 121), the two male figures have next to identical headdresses that are relatively comparable to the netted headdress of the male figure in K956. Compare the headdress to K1196 also (see Figure 112).

holds an object that, in all likelihood, is a drinking vessel, and he has an oval-shaped nasal motif which parallels the nasal motifs of the female figure(s). The male character to the right does not have a nasal motif.



Figure 119: Late Classic Phase 2(?) (T:V) cylindrical vase (photo by Justin Kerr [file no. K956])

The hand position of the female figures is next to identical but the hand position of the male figures differs considerably. The figure holding the vessel has an outstretched left hand pointing down at an angle, and a right hand – or, what appears to be another left hand – holding the vessel. The hand is in an awkward and physically impossible position to hold the vessel – in all likelihood an unintentional choice by the painter of the vase. The position of the hands of the figure to the right is reminiscent of some of the sculptured portraits from the upper façade of Temple 22 at Copan (see Figure 120 and Maudslay 1974 [1889-1902]: Vol. I: Plates 17a and b, and Robicsek 1972: Plates 200 and 202)¹³² that in all likelihood portray young images of Maize God (Schele and Miller 1986: 154).

¹³² Maudslay (1974 [1889-1902]: Vol. V: 29) believed that the sculptures are portraits of singing girls: “Three female figures, standing out in full relief from the waist upwards [...], with the left arm held across the body and the right hand extended in front, palm outwards, as if about to clap hands when in the act of singing, had been ranged along the upper part of this wall; and broken pieces of similar figures, found in other places, lead me to suppose that this decoration was continued all round the temple”.



Figure 120: Sculptured portrait from the upper façade of Temple 22 at Copan (photo by Justin Kerr [in Schele and Miller 1986: Plate 57])

The absence of a nasal motif in the other scene is either unintentional or deliberate. The position of the right hand of the male figure to the right is in the same position as the would-be nasal motif. However, if the presence of a nasal motif would have been meaningful, essential, or imperative for the interpretation and understanding of the scene, the artist would certainly have found a means to incorporate it in the scene by leaving a larger gap between the face and the hand or, conversely, lowered the hand down enough to leave room for the nasal motif. Although difficult to verify, the absence of a nasal motif in the other scene could be deliberate, and the two scenes would constitute a narrative. The question still remains, which one of the two scenes is to be ‘read’ first.

Although lacking the stylistic nuances of K956, another vase with a parallel imagery, K5005 (see Figure 121), does not show nasal motifs on any of the figures. Although the characters in K5005 appear to be the same as in K956, the pictorial theme of K5005 is different in relation to the posture of the male figure and the objects held in his hand, and cannot be connected, without reservations, to the pictorial theme of K956.



Figure 121: Late Classic cylindrical vase (photo by Justin Kerr [file no. K5005])

K1561 (see Figure 122) is an unprovenienced Late Classic Phase 2 Zacatel ceramic group: cream-ground Codex-style cylindrical vase with red and black on cream slip. The vase is composed of two parallel scenes on opposite sides of the vessel with subtle differences in the iconography. The two scenes are flanked by vertical columns portraying *Tzuk* heads, or variants of God C (Schele and Grube 1991; Schele and Mathews 1998: 316, 417; Taube 1998: 438). Between the two columns, there are two human figures – or deities in human form – in parallel posture, holding tapering objects with

feathers. The characters are seated cross-legged on a bench or throne with a jaguar pelt cushion on the back of the other figure. In all probability the two images portray the same individual.



Figure 122: Late Classic Phase 2 Zacatel ceramic group: cream-ground Codex-style cylindrical vase (photo by Justin Kerr [file no. K1561])

Both figures have similar loincloths and comparable headdresses, although the figure on the left (in the roll-out photo) has an additional bone-like appendage attached to the front of the headdress. Both headdresses are supplemented with motifs parallel to type ‘2-part’ nasal motifs. Also, in the left scene, there is a motif hovering above the feathers of the item held by the individual, and another one in the upper right corner. These motifs are parallel to type ‘3-part’ nasal motifs. Note also that the *Tzuk* heads have nasal motifs that correspond to the internal design of the third element in the two aforementioned motifs (type ‘ab’ in the typology of nasal motifs).

In addition to the two floating motifs in the left scene, the figure in the same scene has a nasal motif, whereas the individual on the right is portrayed without one. Also, there is an additional item or entity attached to the object held by the figure on the left. Justin Kerr (n.d.a.) has identified it as a bird, but the diagnostic details are too indistinct for a proper identification (however, in K8201 a similar object appears to be a shell and in K1343 an animal – possibly a bird – head). For a related iconography, see K1651 (Figure 123).



Figure 123: Late Classic Phase 2 Zacatel ceramic group: cream-ground Codex-style cylindrical tripod vase (photo by Justin Kerr [file no. K1651])

K1273 (see Figure 124) and K6749 (see Figure 126) are unprovenienced Late Classic Phase 3 Molded-carved (T:V) cylindrical vases from the same mold (see also Figure 125 for a drawing of K1273). The vases are composed of two parallel scenes on opposite sides of the vessels. On both sides of the vessels, there are four individuals facing each other in pairs. Both scenes show the upper left figure and the lower left figure presenting objects to the characters facing them.



Figure 124: Late Classic Phase 3 Molded-carved (T:V) cylindrical vase (photo by Justin Kerr [file no. K1273])




Figure 125: Drawing of K1273 (drawing by Diane G. Peck [after Coe 1982: 119]; order of the two scenes reversed)




Figure 126: Late Classic Phase 3 Molded-carved (T:V) cylindrical vase
(photo by Justin Kerr [file no. K6749])

In the scene on the left (in the roll-out photo), the object (or assemblage) held by the upper right-hand figure is composed of the number 9 followed by an unidentified design on top of a hand. A bifurcated stream of smoke or fire is emanating from this assemblage. In a parallel position in the right-hand scene, the object held by the individual is a *K'awi(i)l*¹³³ head. Due to the parallel imagery, Coe (1982: 118) identified the assemblage in the scene on the left as “an allograph [...] of God K’s name, for it begins with the number “9” and ends with an outstretched hand, **cab**”. Coe (*ibid.*) concludes that “[i]t must be the real name of God K, Bolon Dzacab (“Nine Generations”)”.¹³⁴

The object held by the individual below this assemblage is evidently a zoomorphic head of the ‘Jester God’ or *Sak Hunal* (Schele 1991a: 23-24), which has an anthropomorphic (or theomorphic) counterpart in the other scene. The ‘other’ head (Coe’s [1982: 118] ‘eagle head’) behind the alleged anthropomorphic Jester God head in the drawing of K1273 (see Figure 125) is probably misdrawn as it appears not to be in the actual vase (based on the examination of the photo of the vase).

¹³³ The second /i/ in the name *K'awi(i)l* is written here in parentheses due to the fact that at this point in time (Late Classic Phase 3) long vowels were being shortened in certain phonological contexts (Alfonso Lacadena, personal communication 2001). Examples of the word *K'awi(i)l* written with a short /i/ are found, for example on Ballcourt Markers 3 and 4, and Altar 23 at Caracol, where the word is written with a phonetic complement **li**, instead of **la** (Helmke and Kettunen 2006).

¹³⁴ This identification is in all probability valid as relates to the association of Late Classic *K'awi(i)l* with Postclassic *Bolon Dzacab* (*B'olon Tz'akab'*) and the colonial *Bolon Zacab* mentioned by Landa (Taube 1992: 73). If the assemblage is in actual fact meant to be read (and if the reading is *B'olon Tz'akab'*), the designs held in the hand of the individual should be hieroglyphs composed of number 9, syllable **tz'a** or logogram **TZ'AK**, and logogram **KAB'** or syllables **ka** and **b'a**. However, none of the standard **tz'a** signs seem to be present, unless the three elements between the index and middle fingers (see also K6749) are to be understood as the upper part of a **tz'a** sign (which would be stretching the argument) or unless the sign above the hand sign is a variant of a **tz'a** sign. Also, the hand sign is read as **K'AL**, and even if it were to signify hand *in general*, it would be **K'AB'** with a glottalized /k/ rather than **KAB'**. However, the fact still remains that the assemblage is apparently somehow tied into the concept of *B'olon Tz'akab'*, although Schele (n.d., No. 4050) includes it in her collection of “white flower” images.

The general composition of the two scenes is relatively equivalent. The four figures in both scenes are flanked by the upper part of the heads (with eyes, supraorbital plates, and maxillae) of dragon-like creatures with chilopodous attributes. Below the figures, there is a double-headed bar with a dragon and a feline head, both emanating fire or smoke from their mouths. In K1273, the top and bottom of the scenes are decorated with doubled step-and-fret motif bands (Coe 1982: 116), whereas in K6749 the top and bottom of the scenes are plain.

The differences in the two sets of four individuals are numerous: (1) three out of four characters in the scene on the right have facial decorations (most likely tattoos; see Schellhas 1904a: 600 and Spinden 1913: 150), but none of the figures in the left scene have them; (2) the facial characteristics of figures are different; (3) the headdresses of parallel characters in the two scenes are either moderately or completely different; (4) three out of four characters in the right-hand scene have beards, but only one individual in the left-hand scene appears to have one; (5) the pectorals of the parallel figures are different; (6) the posture of the parallel individuals in the lower level of the scenes is different; and (7) all figures in the left-hand scene have nasal motifs whereas none of the characters in the right scene are assigned with them.

Whether the four characters portrayed in the two scenes are the same individuals in different temporal, or other type of stages, or whether they are different individuals, is an open question. In either case, however, the presence and absence of nasal motifs appears to mark some type of distinction in status, quality, state, condition, stage, position, or situation of the individuals. According to Coe (1982: 118) “[t]he manipulation of the major symbols of rulership – God K and the Jester God – suggests that some historical shift or descent of rulership is being commemorated.” If this is the case, it still does not clarify the opposition of the presence and absence of nasal motifs in the two scenes as the presentation of the symbols of office are present in both scenes. If the two scenes portray the same event at two different moments in time (with different individuals), then the question still remains open as to why the individuals in the one scene have nasal motifs but the others do not. However, if this is the case, it is possible, although conjectural, that the contemporary characters are presented without nasal motifs and the (potential) precursors are marked with nasal motifs, or vice versa.

A similar arrangement is present in K2696 (a Late Classic Phase 3 Pabellon Molded-carved barrel-shaped vase from Seibal; see Figure 127) and in K4635, K4966, and K6575, which are the product of the same mold as K2696. There are only two individuals per scene in these vases, but the contrast of the existence and absence of nasal motifs is present as well. The vases illustrate two nearly identical scenes where two human (or most likely anthropomorphic deities) are facing each other. Both figures have broad-brimmed hats with avian heads on top of them, and cape-like garments that almost look like wings. The facial characteristics of the figures are aged with intense curvature on the cheeks. They all appear to have Roman noses, large god eyes, and god markings on the thighs. The figures are seated half cross-legged (with one leg stretched out and the other leg bent sideways) on top of monstrous skeletal heads that emit fire or smoke from their nostrils. The figures hold (or are at least positioned before) chilopodous dragon heads whose maws are open. The individuals in the right-hand scene (in the roll-out photo) are also flanked by two dragon-like creatures whose eyes and part of the snout are visible. As with the previous set of vases (K1273 and K6749), the composition is contrasted with the presence and absence of nasal motifs.



Figure 127: Late Classic Phase 3 Molded-carved (Pabellon Molded-carved: Variety Unspecified) barrel-shaped vase from Seibal (photo by Justin Kerr [file no. K2696])

K8416 (see Figure 128), an unprovenienced Late Classic Phase 2 (T:V) bowl with red, black and orange on cream slip, shows two images of the same human individual (or anthropomorphic deity) separated by two columns. The characters are portrayed from the waist up, holding different objects in their hands. In both examples, the individuals are portrayed in a nearly identical posture with a same type of headdress, body paint, and ornamentation. The figure on the left (in the roll-out photo) is leaning forward slightly more than the figure on the right, and he is rendered with a somewhat different facial expression. The figure on the left holds a broad-rimmed vessel with three round articles, possibly tamales, on top of it in his left hand, whereas the character on the right holds a wrapped bundle in his left hand. The left figure has an oval nasal motif with a possible counterpart next to the alar groove of his nose. The right figure is not assigned with a nasal motif.



Figure 128: Late Classic Phase 2 (T:V) bowl (photo by Justin Kerr [file no. K8416])

K7447 (see Figure 129) is an unprovenienced Late Classic Phase 2 Tikal Area Style (T:V) cylindrical vase with orange, red, pink, gray and black on cream slip. The vase is composed of two parallel scenes on opposite sides of the vessel with subtle differences in the iconography and hieroglyphic texts. The two scenes are flanked by vertical columns with three diagonal bands that have black spots on them (in all likelihood representing jaguar pelts), and by two vertically positioned *Yax* signs on both columns.¹³⁵ Between the two columns, there are two human figures – or deities in human form – in parallel posture. In all probability the two images portray the same individual. The characters are

¹³⁵ Columns like these are known to represent pillars or doorjambs that are customary features of so-called vaulted range structures (Reents-Budet 2000a: 1024 and 2000b: 204-213). These types of buildings are typical of Classic Maya royal palaces and the courtly scenes that are depicted taking place in them (Reents-Budet 2000b: 204-213).

seated cross-legged on a throne or bench embellished by round designs. Between the supports of the bench, there is apparently a cloth-wrapped bundle with round designs.



Figure 129: Late Classic Phase 2 Tikal Area Style (T:V) cylindrical vase
(photo by Justin Kerr [file no. K7447])

The characters are seated with their backs on jaguar pelt cushions. Before them, placed on the surface of the bench bordering the columns, are two stacked objects, possibly codices. Both characters hold objects in the form of a human face – most probably masks – in their outstretched left hands. The right hand is turned up, and rotated into an awkward and physically next to impossible position with the back of the hand facing the viewer. The thumb and index fingers are crossed with the index finger and little finger outstretched. Both figures have similar garments: a decorated red and white cloth around the waist (extended loincloth). The headdress is composed of red cloth held together with an orange, black and white knot-like device. A netted part of the headdress stretches out to the back, and a floral appendage with feathers extends to the front of the figure.

The frontal appendage has two designs or motifs hovering on both sides of the feathers next to the supposed floral element of the headdress. These designs are parallel in shape to the nasal motif that is positioned in front of the nose of the left-hand figure (in the roll-out photo). The character on the right is portrayed without a nasal motif. On top of the headdress, a zoomorphic head is attached to the assemblage. The head has a crescent-shaped supraorbital plate with two minute oval elements protruding from the front of the crescent. The snout of the head is elongated with a detectable molar tooth or fang. The mandible of the creature is not present. The zoomorphic head in the headdress of the left-hand figure has a slightly downturned snout whereas the head in the headdress of the right-hand figure has an upturned snout. Below the snouts of the zoomorphic crescent-headed (Jester God) appendages, there is another floating design or motif. The motif is in all likelihood associated with the zoomorphic head – rather than the protruding floral-foliaceous appendage – as the color matches with the head and it is slightly different in shape and distinct in color from that of the other two motifs associated with the headdress appendage. Also, in comparison with other scenes with parallel zoomorphic heads, the heads are frequently portrayed with similar motifs hovering underneath the snout of the head.

The characters are also similar with regard to other decoration. Both have their upper bodies painted red from shoulders to neck and cheek. Also, both have similar types of ear ornaments, wristlets, and

pendants, although the view of the pendant of the right-hand figure is in part obstructed by the left hand of the character. The background (or other elements floating around) in the two scenes is somewhat different. The left scene portrays two black and white quatrefoil, flower-like designs and a pair of two white, round designs with parallel black stripes, whereas the right scene shows two sets of round designs, also with parallel striping.

A note on the hieroglyphs on K7447

Regarding the hieroglyphs on K7447, the two vertical columns appear to be identical in composition. However, in addition to the three corresponding glyphs, the scene on the right illustrates another hieroglyph below the left hand of the figure. The glyph compound is composed of three signs. The first seems to be the number **6**, the second appears to be a **YAX** sign (see below for other possibilities), but the third sign is somewhat difficult to identify, although it has all the diagnostics of a **WINIK** sign. A parallel structure can be found on the capstone of Vault 18, Room 62, Structure 1, Ek Balam,¹³⁶ where a calendrical collocation **tu-9-YAX-WINIK-ki** is written at A2 (see Figure 131).



Figure 130: K7447: C1 (background removed)



Figure 131: An example of month name *Yax* written as **YAX-WINIK-ki** on Capstone 18: A2 (Cover of Vault 18), Room 62, Structure 1, Ek Balam (after Lacadena 2002: Fig. 16)

However, whether the glyph compound on K7447 is calendrical or not is open to discussion. If the glyph compound is a *Haab'* date, it would mean that there is Yukatekan influence in the text.¹³⁷ However, as the ceramic vessel itself is a Tikal area style vase, this is doubtful. Also, to have a solitary “month” sign on a ceramic vessel seems somewhat anomalous. Another possibility for the second sign is **TZUK** (Christophe Helmke, personal communication, 2005), yielding a plausible ethnonym **6-TZUK-WINIK**. However, although

¹³⁶ Date of the monument (according to Lacadena 2002): 11 Chuwen 9 Yax (9.18.3.15.11).

¹³⁷ To quote Lacadena (2002): “The Yax month usually appears in texts of the Classic Period in the form of **YAX-SIHOM?-(ma)** Yax Siho’m, which would represent the Cholan name. The writing of this name in the form of **YAX-WINIK-ki** instead of **YAX-SIHOM?-(ma)** in Cover of Vault 18 from Ek’ Balam, is anomalous. Even though according to the sources, the Yucatecan word for “month” in colonial times seems to have been *winal*, the truth is that whenever the logogram “month” is documented throughout the Classic Period in northern Yucatán with a final phonetic complement, this invariably is **ki** and not **la**, pointing to *winik* as the noun used for “month”. Even in Chichén Itzá, in the Hieroglyphic Band from the Red House, in a semantically controlled context where the word for “month” is expected, this is written like **wi-ni-ki**, *winik*. Taking this into consideration, it is possible then that *winik*, in the example **YAX-WINIK-ki** should simply stand for “month”, thus leaving only **YAX** as the sole definite denomination for it. Yax – without Siho’m or any other added feature – is present in the Yucatecan list of months recorded by Bishop Diego de Landa in the XVI century. Yax, or better yet Ya’ax, with a re-articulated vowel, is indicating the use of the Yucatecan language in this text. The Ek’ Balam example would add up to other peculiar cases, like when during the Classic Period the name of the months are written following the Yucatecan list and not the Cholan, as documented in sites like Xcalumkín (**K’AN-K’IN-ni**, K’ank’in, instead of Uniiw) and Chichén Itzá (**wo**, Wo’, instead of Ik’at).”

the second sign is somewhat indiscernible, the middle vertical line of a **TZUK** glyph, as a rule, extends all the way from the bottom to the top of the glyph, which is not the case in the second glyph of the compound on K7447. Besides the vertical texts and the solitary glyph, the vessel is painted with a rim text that appears to be pseudoglyphic, although the left part of the recurring set of two signs appears to be comparable to T1016 *K'uh*. The vertical text on the two scenes appears to be the same:

A/B1: 7-? (“MANIK”)

A/B2: 5-**IK'**-AT (“WO”)

A/B3: **pa**-?-**ja**

The second sign in the glyph compound at A3 and B3 (see Figure 132) is somewhat unclear. In the left frame (in the roll-out photo), it is to some extent more detectable than in the right frame, but it still lacks definite identification. However, testing various possibilities for the second sign, the only productive result were <**ta**> (T103/113), <**sa**> (T630), and <**ka**> (T25) signs, yielding verbal roots *pat*-, *pas*-, and *pak*-, respectively. The third sign is evidently a <**ja**> sign with a possible infixed <**la**> sign.



Figure 132: K7447: A3 and B3 (background removed)

If A/B3 is composed of <**pa**>, <**ta**>, <**la**?>,¹³⁸ and <**ja**> (T586:103/113:[178]181), the outcome would be *patlaj*. The verbal root *pat*- derives from Proto-Mayan **pat*- and is glossed as “formar, hacer” / “to construct, to build” according to Kaufman and Norman (1984) and Kaufman and Justeson (2003).¹³⁹ In Classic Maya texts the verbal root *pat*- and its derivatives have been attested in numerous occurrences and forms, including the positional verb *patlaj* (Stuart 1998b: 381-384; Lacadena 2002; Boot 2002; Zender n.d.). If this identification is correct, the analysis of the verb would be the following:

transcription:	pa-ta-[la]ja
transliteration:	<i>patlaj</i>
morphological segmentation:	<i>pat-l-aj-Ø</i>
morphological analysis:	form-PV-THM-3SA ¹⁴⁰
translation:	“it was constructed / built / formed / fashioned”

This verbal expression, albeit without an accompanying object, either refers to the action associated with the mask held by the individual(s) portrayed in the two scenes or to a more general concept in the Maya cosmovision.¹⁴¹

¹³⁸ The measurements of the two glyphs are as follows: the verb in the first column: H: ~1.9cm; W: ~1.6cm; the verb in the second column: H: ~1.8cm; W: ~2.0cm. This leaves approximately a 0.7 by 0.5cm space for the potential infixed <**la**>.

¹³⁹ Other roots, derivatives, and dictionary entries include Proto-Cholan **pät*- “to construct, build” (Kaufman and Norman 1984 and Kaufman and Justeson 2003), Ch’olti’ *pat-a* “[to] form, shape” (Morán 1695), Ch’olti’ *pahri* “[to] shape, fashion, carve, build” (Wisdom 1949), Yukatek *pat* “hacer ollas, cántaros y otras vasijas y cosas de barro, de cera o masa” and “formar, dar forma a alguna cosa” (Ciudad Real 1984); Itzaj *pät-b’al-n-aj-ij* “he potted” (Hofling and Tesucún 1997).

¹⁴⁰ PV: positional verb; THM: thematic suffix; 3SA: 3rd person singular absolute pronoun.

¹⁴¹ The verb itself may be written with a positional *-laj* suffix (MacLeod 1984: 241-244; Bricker 1986: 160-165; Lacadena 2000: 166; Houston, Robertson, and Stuart 2000: 329, 333). This form (CVC-l-aj-ABS) appears to be older than the other positional *-wan* / *-waan* (CVC-wa[a]n-ABS), which was introduced to Classic Maya after the suffix *-laj* was formed (Houston, Robertson, and Stuart 2000: 333). According to Lacadena (personal communication, 2001), during the Late Classic period the division between the *-laj* and *-waan* suffixes of positional verbs was one of the indicators of linguistic traits to mark the boundary between Eastern Ch’olti’an and Western Ch’olan, respectively. According to Zachary Hruby (Houston, Robertson, and Stuart 2000: 333), the form *-wa[a]n* was introduced to the hieroglyphic discourse from Tabasco and northern Chiapas probably from the Chontal-speaking areas.

If A3 is composed of <pa>, <sa>, and <ja> (T586:630:181), the outcome would be *pa[h]saj*. In Ch'orti' (Wisdom 1949) *pasi* is glossed as “open or open up, break open, make an opening, induce a flow, make the body excrete”; in Ch'ol (Aulie and Aulie 1978) *pasel* is glossed as “salir (el sol)”; in Chontal (Keller and Luciano 1997) *pase* is glossed as “salir, quitarse” and as “ensuciarse, obrar”, and *päse'* as “sacar de debajo de la tierra, desenterrar, arrancar”; and in Yukatek (Ciudad Real 1984) *pas* [pa's] is glossed as “sacar tierra y cosas así escarbando con las manos”. In Proto-Tzeltal-Tzotzil (Kaufman 1972: 114) the verb **pas* is glossed as “hacer” (“to do, make, build”). The verbal root *pas-* and its derivatives have also been attested in Classic Maya texts (Stuart 1998b: 379; Wald 2000: 129; Lacadena and Wichmann 2004; Boot 2002). If A3 is composed as **pa-sa-ja**, instead of **pa-ta-[la?]ja**, the analysis of the verb would be the following:

transcription:	pa-sa-ja
transliteration:	<i>pa[h]saj</i>
morphological segmentation:	<i>pa[-h]s-aj-Ø</i>
morphological analysis:	open(?)[-PAS]-THM-3SA ¹⁴²
translation:	“it was opened(?)”

The third possibility, verbal root *pak-*, is not as productive as the aforementioned examples (in relation to the appearance or outline of the glyph *and* in relation to potential linguistic examples). The Ch'orti' verbal root *pak-* derives from Proto-Mayan **paq* and Proto-Ch'olan **p@k* “to bend, fold over; face down” (Kaufman and Justeson 2003). Wisdom (1949) has also *pak nar* “the bending over of the maize ears (as they will dry)” and *pakpakres* “make flexible, soften up”. There are also other tempting entries in Wisdom (1949) that are associated to the iconography on K7447, such as *pak'* “hand-shaping, any shaped or molded object”, *pak'i* “shape (with hands), mold, arrange things in proper order”, *pak'i e tz'ihk'* “mold clay, shape pottery”, but in all of these examples the plosive is /k'/ (i.e., glottalized) rather than /k/, so the root *pak'* cannot be taken into account unless the second sign at A/B3 is a <k'a> rather than <ka>, as proposed by Erik Boot (personal communication, January 2006). In this case, the analysis of the verb would be the following:

transcription:	pa-k'a-ja
transliteration:	<i>pa[h]k'aj</i>
morphological segmentation:	<i>pa[-h]k'-aj-Ø</i>
morphological analysis:	shape[-PAS]-THM-3SA
translation:	“it was shaped”

In addition to scenes that are marked with the presence and absence of nasal motifs on opposite sides of the vessel, there are vessels that portray parallel scenes with numerous individuals, whereof only one (or more, but not all) is assigned with a nasal motif. In K808 (an unprovenienced Late Classic Phase 2 Chama Style (T:V) cylindrical vase; see Figure 133), a procession of four human characters are portrayed on both sides of the vessel. The characters are evidently hunters with broad-brimmed hats and staffs or, more likely, blowguns (compare to K414, K1226, K1345, K3413, K4151 [see Figure 135], and K4546).



Figure 133: Late Classic Phase 2 Chama Style (T:V) cylindrical vase
(photo by Justin Kerr [file no. K808])

¹⁴² PAS: passive voice; THM: thematic suffix; 3SA: 3rd person singular absolutive pronoun.

The first three characters in the two scenes blow shell trumpets (compare to Figure 134) and the fourth carries a deer on his back, held by a tumpline. The connection of shell trumpets and deer is well established in Maya iconography (for other scenes with shell trumpets and deer or entities with deer attributes, see K531, K556, K771, K998, K1384, K1559, K1646, K1653, K1882, K2023, K2785, K2794, K4336, K7523, and K7794). In the scene to the right in K808, the person carrying the deer is assigned with a nasal motif, and so is the deer (below the muzzle). In the scene to the left, the nasal motifs are missing on both agents.



Figure 134: A Lakandon man from Monte Libano blowing a shell trumpet to call his neighbors to a religious celebration in his temple (after Bruce 1975: Fig. 9)



Figure 135: Late Classic Phase 2 (T:V) cylindrical vase (photo by Justin Kerr [file no. K4151])

In addition to parallel scenes where nasal motifs are either present or absent, there are vessels that show nasal motifs on both (or all) agents, but with considerable difference in the shape (type) of the motifs. In K624 (an unprovenienced Late Classic Phase 2 (T:V) cylindrical vase with red, orange and black on cream slip; see Figure 136), two parallel figures are seated cross-legged on jaguar pelt cushions holding dissimilar objects in their hands. Both figures have similar loincloths, pectorals, wristlets, and body paint. The headdresses are, however, different in structure. Also, the figure on the right (in the roll-out photo) is crouching slightly, and he is rendered with a somewhat different facial expression from that of the other figure. However, in all probability the two images portray the same individual.



Figure 136: Late Classic Phase 2 (T:V) cylindrical vase (photo by Justin Kerr [file no. K624])

The figure on the left holds a broad-rimmed plate with an assemblage containing a round object, a shell(?), and a tube-like object with feathers, whereas the character on the right holds a bundle¹⁴³ with a knotted tapering, and a slightly bent object with feathers. The object in the right-hand scene is moderately parallel in shape with perforators, albeit without a personified head (see K793; K1362; K8665; Palenque, Temple XXI Platform and Temple of the Foliated Cross Tablet; and Yaxchilan, Lintel 13 and 14; see also Schele and Miller 1986: Pl. 72) and other tube-like pointed objects with feathers (see K1561 [Figure 122]; K1651 [Figure 123]; K2698; K3842; K4355; K8655; Caracol, Altars 12 and 13; and Piedras Negras, Stela 1) found in other scenes and other contexts in ceramics and in monumental art. The (assumed) feathers in the left-hand scene extend all the way close to the nose of the figure ending in a round design with two small round elements attached to it. Whether this object is meant to represent a mere feather protruding from the tube-like object or whether it is intended to represent a nasal motif (or both), is debatable.

The scene on the right shows a similar feather-like part of the object, but here the apex of the design looks as if it is unfurled, giving the impression of being a flower. Also, between this design and the nose of the figure, there appears to be an oval-shaped nasal motif. Both scenes combined, it almost looks as if the apex of the motif in the left-hand scene has ‘exploded’ in the right-hand scene, leaving only a small pebble behind. However, there is no way of telling which one of the scenes precedes the other (i.e., if the two scenes make up a narrative), as we are dealing with a cylindrical object. If the composition of the two scenes is, in this respect, intentional, and if the vase itself is not overpainted in the critical area, there appears to be contrasting imagery with significance.

In an analogous theme in K7715 (a Late Classic Phase 2 Tikal Area Style (T:V) cylindrical vase with red, black and orange on cream slip; see Figure 137), the two figures are nearly identical, and both are holding similar objects. The feather motif in both scenes in K7715 is alike, with the apex of the design opened up. The presence of nasal motifs (unless the feather motifs themselves are perceived as nasal motifs) is unclear as the surface of the vase is somewhat weathered. Both vases combined (and without a third example), it is difficult to conclude whether the scenes have a significant narrative character where nasal motifs play an essential role.

¹⁴³ The assumed bundle could also be a top view of a plate, but compared to other scenes, the identification of the object as a bundle is more compelling. Also, top views of plates in Maya art are either rare or non-existent.



**Figure 137: Late Classic Phase 2 Tikal Area Style (T:V) cylindrical vase
(photo by Justin Kerr [file no. K7715])**

Besides paired scenes involving nasal motifs, there are ceramic vessels, which illustrate moderate to substantial divergence in the iconographic details without nasal motifs being present. A few of these scenes portray, however, motifs that are parallel to specific types of nasal motifs. The variation and arrangement, and the presence and absence of these motifs in other contexts opens another window to understanding the role and nature of these motifs in the iconographic strategies of the ancient Maya, and associations and implications therewithin.

K5605 (a Late Classic Phase 2 Chama Style [Chama Polychrome: Orange-slipped Variety] bowl with red, black and cream on orange slip; see Figure 138) shows two anthropomorphic figures with zoomorphic heads. The two characters are parallel in appearance but the headdress of the other figure is supplemented with three motifs that are parallel to type '2-part' nasal motifs. One of these motifs is positioned behind the head of a Jester God appendage, and the two others are placed next to the feather-like part of the headdress. Furthermore, the feathers are decorated with round designs (in pairs), and the Jester God head has a (characteristic) round element on top of his crescent-shaped supraorbital appendage and another design below it, possibly a 'god marking' (see Schele and Miller 1986: 43). The bowl itself is adorned with a chevron band, characteristic of Chama Style vessels, and a pair of short PSS texts.



**Figure 138: Late Classic Phase 2 Chama Style (Chama Polychrome: Orange-slipped Variety) bowl
(photo by Justin Kerr [file no. K5605])**

The difference in the iconographic details is rather straightforward, and it cannot be taken as an unintentional or spontaneous undertaking by the artist. Instead, the precise execution and transparency of the iconographic details seems very much deliberate in relation to the opposition of the two scenes. Consequently, the presence and absence of the motifs pertaining to the two images appear to imply some type of opposition in the state or quality of the two entities, if not a narrative *per se*.

Yet another type of parallel imagery is found in K5012 (a Late Classic Phase 2(?) Tikal Area Style(?) (T:V) cylindrical vase; see Figure 139). Here, the characters appear to be two aspects of the same individual or entity with otherwise corresponding features (physical build, posture, garment, and headdress) except that the one figure is portrayed in human form and the other as an anthropomorphic being with zoomorphic characteristics (elongated snout or a beak). The motif attached to the forehead of the figure, resembling the hieroglyphic <ti> sign, is a common attribute of birds and other avian creatures (see K555, K1774, K5356, and K5764). Also, the figure has a bird feather attached to the God N type netted headdress. The characters may either be completely different individuals or, more plausibly, manifestations of the same individual or entity. Both figures are in all likelihood gazing at their own reflections from mirrors.




Figure 139: Late Classic Phase 2(?) Tikal Area Style(?) (T:V) cylindrical vase (photo by Justin Kerr [file no. K5012])

Besides marking opposition, there are also parallel scenes in ceramic vessels that show motifs or designs that are analogous to nasal motifs, in other contexts. In K8450 (a Late Classic Phase 2 Zacatel Cream-polychrome(?) cylindrical vase with red, brown, orange and black on cream slip; see Figure 140) two anthropomorphic deity figures with god eyes and aged features are seated on cross-banded pedestals with *Witz* markings. Both figures are nearly identical in physique, posture, garment, headdress, and other paraphernalia. Both figures also hold motifs that are equivalent to type 'sc1' nasal motifs (narrow distinction), except that the motif in the hand of the figure on the left (in the roll-out photo) is rendered without the round design that is present in the other two examples (the one held by the other character and the one before the knee of the figure on the left). Parallel motifs are also found in the front and back appendages of the headdresses and smaller motifs of type 'sc1' and 'sc2' are attached to the larger motifs, or hovering above and below them. Two motifs of type 'sc w/f' are also attached to the top of the head(dresse)s of the two figures.



Figure 140: Late Classic Phase 2 Zacatel Cream-polychrome(?) cylindrical vase (photo by Justin Kerr [file no. K8450])

In his brief description of the imagery of the vase, Kerr (n.d.a.) provides the following description: “Aged deities make offering of the symbol for last breath that appears under the nose of persons who are dead. In many cases the decapitated head of the Maize God shows these icons.” Although the association to nasal motifs is evidently accurate, the interpretation of the motifs in question is restricted and somewhat inaccurate in the present light of evidence from ceramics and monumental art. Nevertheless, there are a few depictions of decapitated heads of the Maize God in ceramics and, for example, in the Dresden Codex page 34.

In the Kerr corpus (Kerr n.d.a.) there are 43 representations of decapitated heads, whereof 11 (~25.58 %) have nasal motifs. Contrasted to the frequency of nasal motifs pertaining to principal figures in the ceramic corpus of the present study (43.46 %), the percentage is relatively low. If only human heads are taken into account, the total is 17, whereof none have nasal motifs.¹⁴⁴ Regarding the decapitated heads of the Maize God, there are 9 examples in the corpus, whereof all but one have nasal motifs. In addition to decapitated heads, there are five examples of full human figures that can be securely identified as being dead (lying down, apparently motionless, with eyes closed and in one case the heart removed). Out of these five figures, only one (the deceased figure portrayed in the Early Classic Plano-Relief tripod vase, the ‘Berlin pot’ [K6547; see Figure 172]) has a nasal motif whereas the rest are not assigned with one.

Consequently, it seems reasonable to assert that nasal motifs do not connote to last breath, passing away, or death. The high frequency of nasal motifs assigned to decapitated Maize God heads is in all likelihood due to the fact that he *is* Maize God – and therefore considered to possess some type of status or quality – rather than because he has been decapitated. The same reasoning applies to human figures as well: usually the most prominent figure or figures in Maya art have nasal motifs. Also, as has been demonstrated before (see Chapter 5.2.2), only 6 captive figures (~4.38 %) out of the total of 137 in monumental art are assigned with nasal motifs, and in all but one case the monuments date either to Preclassic or Early Classic periods, the era of highest frequency of nasal motifs in general.

¹⁴⁴ This excludes the portrayals of human heads as belt ornaments. If these are taken into account, there are two examples in the Kerr corpus that have nasal motifs, both present in K2342.

7. IMPLICATIONS

Regarding the meaning of nasal motifs, it is apparent that there is notable difference with regard to the type of the motifs. Some of the motifs are clearly factual nose ornaments, some are integral parts of the agents associated with the motifs, and some are obviously meant to represent something other than a mere nose ornament. Based on the research pertaining to the typology of nasal motifs (Chapters 4 and 5.3), along with agent-focusing analyses (Chapter 5.4) and analyses based on parallel (paired) scenes (Chapter 6), it has become obvious that particular types of nasal motifs are associated more than others with the status, quality, or state of the characters assigned with nasal motifs.

The general working hypothesis in the early stage of this study in the late 1990s, based on preliminary studies on nasal motifs and other iconographic elements, was that the ancient Maya used, besides direct pictorial representations and textual statements, suggestive or indicative imagery and symbols to reveal and illustrate specific psychophysiological conditions, such as liminal states between the natural and the supernatural world.¹⁴⁵ A tentative hypothesis based on the survey performed during and soon after the 1997 Maya conference in Leiden, was that the motif is *not* (1) a pictorial representation of speech¹⁴⁶ (as one of the suggestions by Houston and Taube [1998: 10]); *nor* (2) exclusively a mere nose ornament used by the Maya, and unlikely (merely) a motif which implies that the agent in the scene is “having his/her last breath” (as suggested by Justin Kerr [personal communication, Austin Texas, March 1997]), but in all probability a design that indicates some type of quality (as proposed by Nikolai Grube [personal communication, Leiden, Netherlands, December 1997]), or “mark[ing] some exquisite quality of royal and godly breath or some reflection of status, quite literally of those that ‘smell the roses!’” as proposed by Houston and Taube (1998: 10).

However, whether or not these preliminary observations and postulations are supported by the analyses based on the gathered material, will be exposed and scrutinized below, along with discussion pertaining to the connotations and denotations of the various motifs in question. In the first part of the present study, barely any reflection was made regarding the meaning of the motifs in question, as the assumptions ought to be tested moving from quantitative to qualitative analyses.




Figure 141: Left: detail from the Dresden Codex, page 9b (modified after Förstemann 1880); right: detail from the cover of Terrence Kaufman’s *Idiomas de Mesoamérica* (1974)

¹⁴⁵ The division between the natural and supernatural world is merely an etic (Pike 1954) perception as relates to the ancient Maya culture and thus a hypothetical construction.

¹⁴⁶ The idea of the motif representing speech has produced rather curious results: on the cover of Terrence Kaufman’s *Idiomas de Mesoamérica* (1974) there are two figures that have been redrawn from page 9(b) of the Dresden Codex. In the original scene the motif can be found touching the nose of Itzamnaaj, but on the cover of Kaufman’s book it seems that the motif is “forced” to be lower (closer to the mouth) to represent speech. Also, the motif is highlighted on the cover by a set of circles and minuscule rays to make the case more explicit. In addition to this, Itzamnaaj’s mouth has also been rendered in a more “verbal” fashion.

Although the central theme in this study is directed towards examining motifs depicted in the front of noses of various characters in Maya art, similar and related iconographic elements and motifs found elsewhere in different or comparable iconographic contexts will be observed and analyzed below (as was already done to a certain degree in Chapter 4). Also, as the topic of this research is directed towards examining a myriad of dissimilar nasal motifs in Maya art, it is essential and unavoidable to study other occurrences of similar iconographic motifs in other contexts in Maya art to discover paleoiconographic patterns and to expand the analysis of the origin of various motifs in the general iconographic framework of Maya art.

Even though the boundaries of various types of nasal motifs are elastic in relation to their implications, there appears to be an overall tendency pertaining to the connotations of various typological categories of nasal motifs. A schematic overview of different typological super-categories is presented in Table 113, with an outline of the general associations of various types of nasal motifs.

Table 113: Schematic overview of different types of nasal motifs and their suggested symbolic values

super-category:	broad distinction:	narrow distinction:	integral element of a given agent:	factual nose ornament (or part of a mask):	motif associated with abstract aspects:
(1) shuttle-cocks, tassels, and separate multipartite motifs	sc, sc (2), sc w/f, 2-part, 2-part w/f, 3-part, 3-part w/f, 4-part, 4-part w/f, round w/f	ab, ab (2), sc1, sc2, sc, sc (2), sc w/f, 2-part, 2-part w/f, 3-part, 3-part w/f, 4-part, 4-part w/f, round w/f			Y
(2) round and oval designs	round, 2 round	round, oval, disc, 2Rf, 2Ro, 2Rp		Y	Y
(3) knots	knot w/f, 2 knots w/f, 3 knots w/f	knot w/f, 2 knots w/f, 3 knots w/f		Y	Y
(4) tubular designs	bone, 2 bones, 3 bones	BO1, BO2, BO3, BO4, BO-und.	(Y)		Y
	nb, nb w/f	nb w/f, nb-BO1, nb-BO4, nb-unc.		Y	
(5) dragon snouts	ds	ds		Y	Y
(6) tripartite and quadripartite motifs	3pm, 3pm w/f, 4pm, 4pm w/f	3pm, 3pm w/f, 4pm, 4pm w/f		?	Y
(7) scrolls	scroll	scroll			Y
(8) dorsal nasal motifs	dnm	dnm		Y	
(9) 2nm-type nasal motifs	2nm	2nm-(various)		?	Y
(10) nasal motifs most commonly attributed to animal figures	bf, mo, silk, ti	bf, mo, silk, ti	Y		

Nasal motifs in super-category 1 (shuttlecocks, tassels, and separate multipartite motifs) appear to be associated – more than others – with abstract aspects (e.g., status, quality, or state) of the individuals and entities assigned with the motifs. Various sub-types in this category are also frequently present in other contexts, marking a particular type of quality of the objects and entities associated with them (see Chapters 4.1 and 6). Nasal motifs in super-category 2 (round and oval designs) are more difficult to categorize as belonging to the sphere of factual nose ornaments or motifs associated with abstract aspects, as some of the sub-types (such as type ‘2 round’ nasal motifs) are clearly rendered as factual nose ornaments in the form of paired beads touching the nose of various characters in the Early

Classic period. It must be noted, however, that being a factual nose ornament does not exclude the motif of having more abstract associations as well. In profile, the beads usually overlap, but in the case where the beads can be seen from the front, they are positioned horizontally below the nose, and sometimes they are even tied to each other (see Figure 142), as described by Diego de Landa during the Early Colonial period, over 1000 years later:

Agujerábanse las narices por la ternilla que divide las ventanas por enmedio,
para ponerse en el agujero una piedra de ambar y teníanlo por gala.
(Landa 1986: 55)

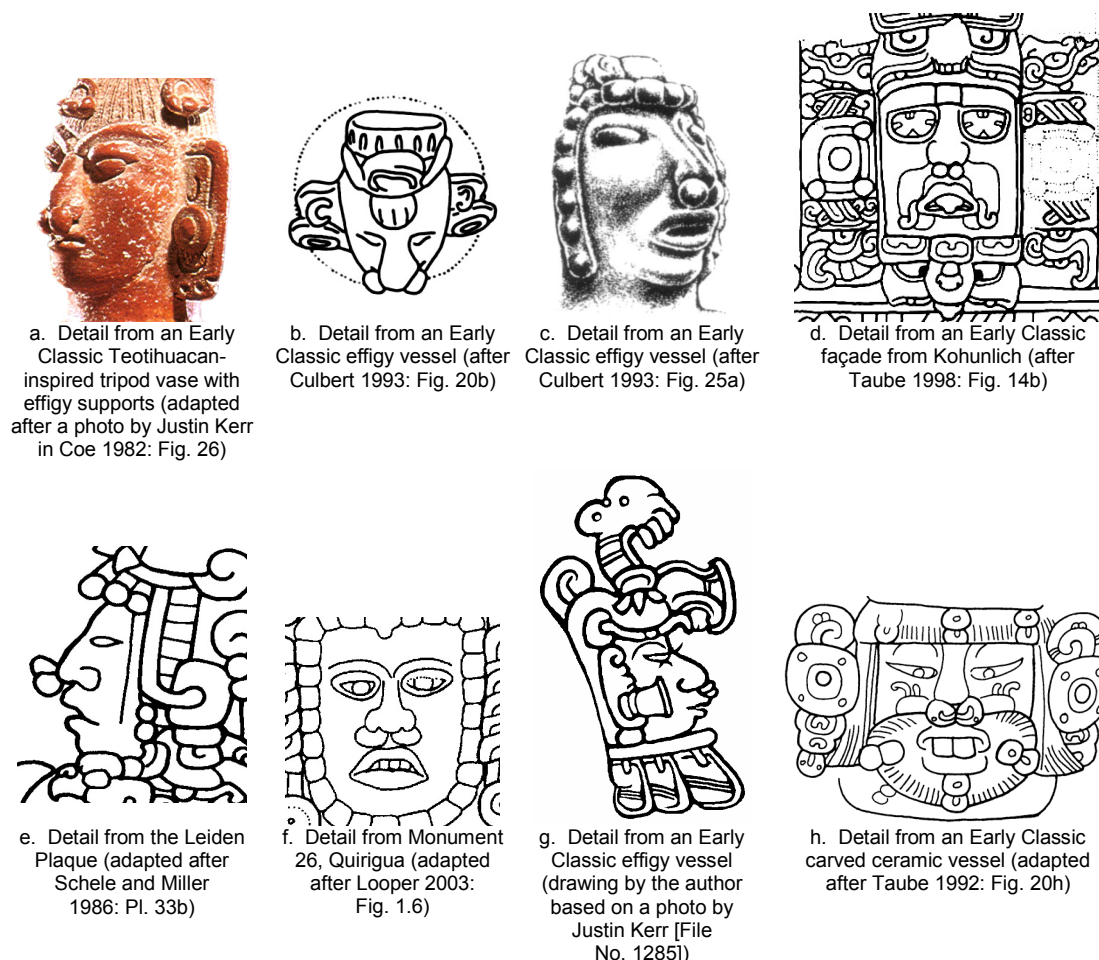


Figure 142: Examples of Early Classic versions of the type ‘2 round’ nasal motifs

Super-category 3 (various types of knotted nasal motifs) appears to be limited to deity figures (especially God A’) and to deity impersonation scenes with ritual aspects (see Chapter 4.2.3). All scenes with knotted nasal motifs in ceramics have supernatural aspects and all figures with knotted nasal motifs in monumental art are either associated with deity impersonation scenes or other ritual activities. However, as these motifs in all probability mirror actual nose ornaments that were used in such rituals (by, for example, K’ahk’ Tihliw Chan Chaahk and K’ahk’ Ukalaw Chan Chaahk at Naranjo and Jasaw Chan K’awiil I along with a lord from Masul [Martin and Grube 2000: 46] at Tikal), they ought to be included in the ‘factual nose ornament’ category as well.

Tubular designs (super-category 4) are divided into bone-type nasal motifs and ‘nose bars’ (Seler 1904: 97) in Table 113, as they behave very differently in agent-focusing and diachronic analyses (see Chapters 4.2.4 and 5.3.2). Regarding the agents, bone-type nasal motifs are frequently associated with dragon-like zoomorphs and deities with zoomorphic characteristics. Human and humanlike figures are never assigned with types ‘2 bones’ and ‘3 bones’ nasal motifs, although there are 18 examples of type

‘bone’ type (i.e., ‘1 bone’) nasal motifs assigned to human and humanlike figures in the ceramic corpus of the present study (but none in monumental art).

Based on the high frequency of bone-type nasal motifs, especially type ‘2 bones’, among various types of zoomorphic creatures with ophidian, chilopodous, or dragon-like attributes, a conclusion can be made that the motif is an integral part of these agents. However, rather than being an immovable cast-iron component of the creatures without a meaning, the motif in all probability connotes some type of quality of its possessor. In their analysis of pictorial representations of senses in ancient Mesoamerica, Houston and Taube (2000: 265) conclude that “[t]he long jade bead assemblages commonly appearing in the nostrils of serpents, caymans and other creatures are surely not allusions to Classic period zoomorphic fashion, but rather constitute physical representations of precious breath”. However, the possibility must be taken into account that, at times, the motif was incorporated into the pictorial representation of these entities – as an artistic convention – without accentuating the value of the motif.

The other sub-category of tubular designs, the ‘nose bars’, are evidently factual nose ornaments with little or nothing to do with abstract aspects in Maya iconography.¹⁴⁷ The motifs do not appear in ceramics, but in all probability various nasal motifs of type ‘2nm-BOⁿ’ in ceramics are allographic to type ‘nb’ motifs in monumental art and, consequently, it is probable that some of these types of nasal motifs portray actual nose bars. The diachronic and synchronic distribution of the motifs in monumental art (as demonstrated in Chapters 5.3.2.2 and 5.3.2.3) is very restricted appearing during the Late Preclassic in the Southern Highlands, being absent from 8.12.0.0.0 to 9.2.0.0.0, having a high frequency between 9.3.0.0.0 and 9.5.0.0.0 (during the “troubled ‘Middle Classic’” [Martin and Grube 2000: 38-39]) at Tikal and Yaxchilan, and a very low frequency between 9.6.0.0.0 and 10.0.0.0.0 (except for the Usumacinta area), and escalating during the Terminal Classic period from 10.1.0.0.0 to 10.5.0.0.0 in the Central Lowlands (Seibal, Machaquila, and Jimbal) and in the Yucatan peninsula (Oxkintok, Uxmal, Halal, Itzimte-Bolonchen, and Chichen Itza) to achieve the highest frequency during the Postclassic period in Yucatan.

Proskouriakoff (1950: 59) links the appearance of (plain) tubular motifs to foreign influence during the Classic Period: “At Yaxchilan many figures are shown wearing under the nose a tubular bead through which is passed a feather [‘nb w/f’ in the typology of the present study]. This ornament is somewhat different from the tubular bead which characteristically appears in the sculpture of Chichen Itza. In the Classic area, the simple tubular nose bead appears, to my knowledge, only once – on a very late monument at Seibal [...]. The presence of other Mexican traits at this site suggests that the nose bead is also exotic. Nevertheless, although the tubular nose bead is not represented as worn by the Maya during the Classic Period, it occurs repeatedly in Classic designs of serpent heads and masks [...]. Very often it has a peculiar termination perhaps representing a bone. In most mask designs the two ends are aligned horizontally, but in some [...] the beads emerging from the septum of the nose point downward. On mask designs of the apron, this occurs usually on late designs, and it is seen also on masks in the Temple of the Jaguars at Chichen Itza.”

The next super-category in Table 113 consists of ‘dragon snout’ (type ‘ds’) nasal motifs. As was already discussed in Chapter 4.2.5, there appears to be an iconographic sequence from section view or

¹⁴⁷ According to Houston and Taube (2000: 270 [with a reference to a paper presented by Houston and Cummins, 1998]), “[i]t is likely that the jewelled nose bars and labret worn by nobles of Late Postclassic Central Mexico are material references to lordly breath and speech”. This argument is both difficult to substantiate and to invalidate. Whether the Maya assigned additional significance to nose bars, beyond mundane value and importance, is also difficult to validate or to refute. However, characters in Maya art with a nose bar are hardly ever portrayed with another type of nasal motif that may have more abstract connotations. There are, nonetheless, a few examples on the wooden lintels from the Temple of the Jaguars at Chichen Itza, on which the nose bars are complemented with ‘dragon snout’ nasal motifs (see Chapter 4.2.5 and Sharer 1994: Fig. 14.24), mirroring the portrayal of dragon volutes attached to a type ‘2Ro’ nasal motif on El Zapote Stela 5 and the incised shell trumpet in the Kimbell Art Museum (Schele and Miller 1986: Pl. 27). However, these examples are borderline cases – especially if these motifs are considered as abbreviated masks, rather than nasal motifs *per se*.

‘x-ray’ masks to independent nasal motifs that are either abbreviated masks, as proposed by Proskouriakoff (1950: 59), or a distinct class of nasal motifs in its own respect. It is worth noticing that in most cases the ‘dragon snout’ nasal motifs have nasal motifs of their own, frequently – and unsurprisingly – composed of two tubular (type ‘2 bones’) designs that are the most common nasal motifs of dragon-like creatures. Along with most types of nasal motifs, these designs appear to mark some type of quality of their possessors. Consequently, if the mask, or the person wearing it, impersonates a (zoomorphic) divinity, the nasal motif in all probability connotes to the same entity and, therefore, the mask and the nasal motif ultimately have similar functions and connotations.

Nasal motifs in the next super-category (tripartite and quadripartite motifs) are scantily represented in Maya art with only 33 (1.55 %) and 3 (0.33 %) examples in the corpora of ceramics and monumental art of the present study. However, comparable motifs are found abundantly in other context in Maya art, commonly appearing attached to various objects. The archetypal shape of the motifs is composed of one central element, usually round or T-shaped, with two or three adjoining components. Nasal motifs with a T-shaped central element (see Figure 143) are extremely rare in Maya art, but when present, they are in all likelihood associated with wind and breath, as proposed by Taube (2000: 274; 2004: 72-73).




Figure 143: Detail from Stela C, Quirigua (detail from a drawing by Annie Hunter in Maudslay 1974 (1889-1902), Vol. II: Plate 20)

The next super-category (number 7 in Table 113) consists of scrolled, spiral, or coiled motifs. The distribution of these motifs is the most restricted of all nasal motifs in the corpora of the present study with only 15 examples (~0.70 %) in the ceramic corpus, and none in the corpus of monumental art. The motifs are restricted to Codex Style ceramics and in all cases to humanlike figures with likely associations to a supernatural world. In K512 and K1202, the figures have large black spots on their bodies, an apparent attribute of a supernatural figure whose name is spelled as **1-AJAW** (*Ju'n Ajaw*) on K1202, K1345, and K1892. The same name and a parallel figure can also be found in the Dresden Codex, pages 2, 3, and 50 (Coe 1989: 177-179), and it is in all probability equivalent to Hunahpu (Junajpu) of the K'iche' epic Popol Vuh (Coe 1973 and 1989), although some of the figures appear to have God A' attributes as well (e.g., blackened eyes).

On K1248, K1562, K2011, and K8201 the figures are portrayed without black spots on the body but they have facial motifs that are parallel to the nasal motifs assigned to them. On K2772, parallel motifs are painted on the arm and thigh of the figure with corresponding motifs painted also on one of the pillars of the structure portrayed in the scene. On K1343, the figure has black paint around the mouth, and on K1346, K1366, K2011, and K2096 the characters have striped motifs on the cheek or around the eyes. On MBD99 and MBD107 (Robicsek and Hales 1981: Vessels 99 and 107), the figures have no facial or body paint, but this might be due to poor preservation of the vessels in the critical area. In most instances the characters are interacting with Maize God figures. Portrayals of the same figures are also found at Najtunich, Drawing 87 (Stone 1995: Fig. 8-87), and on K555, K1004, K1183, K1226, K1345, K1607, K2994, K4151(?), K4479, K4546, K4681, K5001, K5608, K7268, K7727, K7795, K7912, K8075, K8654, K8817, and K8833, albeit with other types of nasal motifs or no nasal motifs at all.

Similar curled motifs are also found on K732 (an incised Late Classic Phase 2 vase), but the scrolls appear to be emanating from the mouth rather than being placed in front of the nose. This placement has parallels in the hieroglyph **K'AYOM** (*k'ayo'm*, “singer”; Houston and Taube 1998: 276 and

Fig. 6f, Houston and Taube 2000: 13 and Fig. 10f), and various depictions of speech or song scrolls throughout Mesoamerica (see Figure 144), although the resemblance and association to the scrolls portrayed in the Codex Style ceramics may be coincidental, as the motifs do not seem to originate from the mouth.

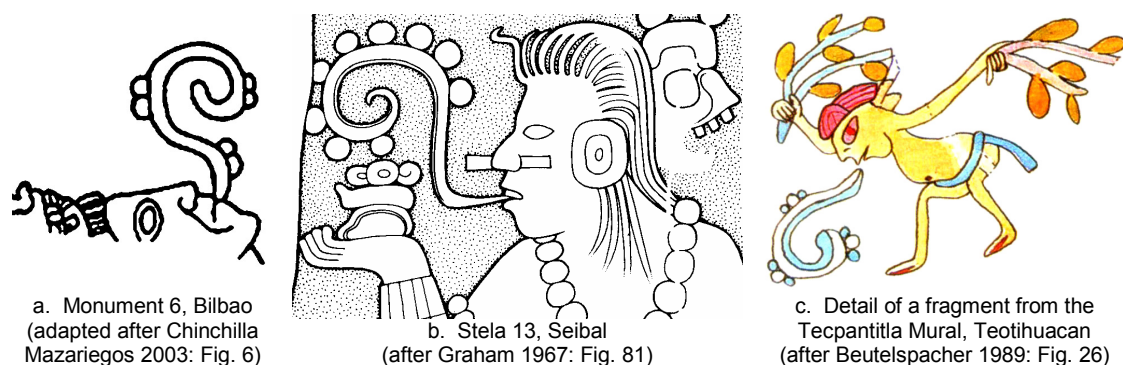


Figure 144: Speech scrolls in Mesoamerican art

Furthermore, the scrolled nasal motifs bear a resemblance to the central element of the K526 **KAB'** sign (or "Kaban" / "Kab'an" day sign). Thompson (1960: 86) points out that "the symbolic form of the glyph has at its main feature a design resembling a query mark". This design is also present in the full-figure representation of the day sign on Stela D (B13) at Quirigua (Maudslay 1974 [1889-1902], Vol. II: Pl. 26;¹⁴⁸ Spinden 1913: Fig. 134; Thompson 1960: 86, 131, and Fig. 10.7).¹⁴⁹ As mentioned above, parallel motifs on K2772 (see Figure 145) are painted on the arm and leg of the figure with a scrolled nasal motif, and also on one of the pillars and the roof of the structure portrayed in the scene. Moreover, identical motifs are hanging from the roof of the structure and placed on top of the dragon tail figure with Chaahk and K'awiil attributes, and below the head of the dragon. Also, two motifs, that are analogous to these designs, are placed on the top of the scene, partly masked by the bottommost line on the rim of the vessel. These designs correspond to the designs portrayed, for example, in the Dresden Codex, page 30 (see Figure 146) and to the designs rendered on the sides of the sarcophagus at the Temple of the Inscriptions at Palenque (see Figure 147). These motifs are even more related to the "Kab'an" sign as the spiral part of the design is replaced with a solid design.

¹⁴⁸ The following account is provided by Maudslay 1974 [1889-1902], Vol. V [Text Vol. II]: 11): "[...] the head in the cartouche in the 6th square must represent Caban. Any connection between this head and the usual sign for Caban is not at first evident, but a careful examination of the cast showed that the mark on the face had not been quite accurately drawn. As the lithograph had been printed before this discovery was made, a redrawing of the face and of the usual sign for Caban have been added in the margin of the Plate, and a comparison of the two will show how a trace of the Caban character is retained."

¹⁴⁹ See also Lacadena (1995: 123-127) for the formal evolution of the sign.



Figure 145: An unprovenienced Late Classic Phase 2 Codex Style (Zacatel ceramic group: cream-ground Codex-style) vase (photo by Justin Kerr [file no. K2772])



Figure 146: Detail from page 30, Dresden Codex (adapted after *Kumatzim Wuj Jun: Códice de Dresde*)




Figure 147: East side of the sarcophagus, Temple of the Inscriptions, Palenque (Drawing by Linda Schele in Schele and Miller 1986: Pl. 111e)

Whether these two motifs or designs are related or not, is a matter of discussion. The scroll motifs do, however, seem to connote to something ‘otherworldly’, as they only appear in supernatural scenes. Regarding the “Kab’an” motifs on the rim of the vase, it is plausible that they indicate that the scene is supposed to take place under the surface of the earth. Referring to the (anthropomorphic) head variant

of the **KAB'** sign of a stucco hieroglyph(ic compound) from Temple XVIII at Palenque (see Figure 148) in his article on the collocation referring to an earthquake, David Stuart (2001: 3) notes that “the **KAB** logogram is anthropomorphized as a human profile. Glyphic signs very often are animated in this way – particularly in this inscription – but one may wonder if the profile **KAB** sign subtly indicates the Maya concept of the earth as a living entity capable of violent movement.”



Figure 148: Stucco hieroglyphs (with blue paint on top and red on ground) from Temple XVIII, Palenque (after Schele and Mathews 1979: Catalog No. 439)

Although it is difficult to substantiate that any given hieroglyph would carry additional hidden meaning besides its phonetic value, it is tempting to speculate that at least the iconographic counterparts have further implications. Moreover, although the **KAB'** logogram naturally does not refer to earthquakes by itself, but rather the entire collocation **yu-ku-[la]ja KAB'-?** (*yuklaj kab'..?*), “the earth has shaken” (Stuart 2001: 2-3), the “Kab'an” signs on K2772 has made Justin Kerr (n.d.a.) to speculate that the “scene may be the view of an earthquake”.

Moreover, it is worth noticing that a nearly identical sign to the scrolled nasal motifs is present in the ‘alphabet’ of Diego de Landa (1986: 106), where it is given the letter value <u>.¹⁵⁰ Yucatek *u*, *uh*, or *uj* is a word for ‘moon’ and ‘lunar month’ (Ciudad Real 1984, Kaufmann and Justeson 2003), and therefore, in all likelihood, the informant of Landa produced a sign that corresponds closest to the Spanish /u/ sound, which carries a meaning of ‘moon’ or ‘month’. This raises tempting associations regarding the imagery on K2772 (as pointed out by Thompson in relation to the association of the “Kab'an” day sign, Landa’s <u> and the Moon Goddess [see footnote 150]), as the vessel also portrays a probable rendering of the Moon Goddess whose *huipil* is decorated with similar signs as the curled nasal motifs, albeit coiling on both ends of the design. Whether all of these motifs have something or nothing in common, remains debatable.

¹⁵⁰ This was also noticed by Thompson (1960: 86), who provides the following account of the scroll element of the “Kab'an” day sign: “Absolute proof that this is the symbol of the moon goddess is in Landa’s so-called alphabet, where it is given the phonetic value of the letter u, which is the Yucatecan name for the moon. It is the same profile which serves as the head variant for the number one and as that of the deity of the month Kayab. The head is that of the young moon goddess who is at the same time goddess of the earth and of the crops. The glyph appears in various contexts. Sometimes the meaning is uncertain; in others it clearly refers to the earth, as when plants grow from it or gods are seated on it [...]. In view of the moon’s connection with marriage, it is not surprising to find that among the Quiche this is regarded as a day suitable for asking the consent of a girl’s parents to her marriage. The Kaua and Mani lists give the position of augury to the woodpecker. The reason for this is probably to be found in a tradition of how the woodpecker helped to obtain maize for man by pecking the rock under which it was hidden to find the weakest point. This incident is preserved in legend and in Chumayel [...], save that in the latter case the bird is the macaw. It is, therefore, not inappropriate that the day of the goddess of the earth, maize, and moon should be associated with the bird who aided in bringing maize to mankind. The day is also associated with medicine and successful commerce, the first of which was very definitely under the patronage of the moon goddess. Caban, then, is the day of the young goddess of the earth, the moon, and the maize.”



Figure 149: Landa's <u> (after Coe and Kerr 1998: 228)

All things considered, the most cautious and matter-of-fact hypothesis is that the curled nasal motifs at least have some type of 'otherworldly' associations.

The next super-category in Table 113 consists of dorsal nasal motifs that are the most straightforward case of portrayals of factual nose ornaments or nasal decorations in Maya art. As elucidated in Chapter 4.2.8, the motifs are either small spherical pebbles attached to the dorsum of the nose or horizontal bars perforated through the upper septum or through the dorsal skin of the nose. Along with the previous category of nasal motifs, this group is scantily represented both in the ceramic corpus (8 examples or 0.38 %), and in the corpus of monumental art (3 examples or 0.33 %), of the present study.

The following super-category in Table 113 consists of type '2nm' nasal motifs, i.e., paired nasal motifs that are placed on both sides of the nose. This group is probably the most diversified of all nasal motif categories. The motifs are especially abundant in Codex style ceramics and in the monumental art of Quirigua and Yaxchilan. In all probability at least some of these motifs mirror actual nose ornaments, especially those composed of matching designs worn by the ruling class at sites like Yaxchilan and El Peru. The placement of the motifs is awkward, as in the profile view the one component is rendered customarily on the tip-defining point of the nose (not unlike the round nasal motifs that are positioned in the same area) and the other component next to the alar-facial groove of the nose. However, this is due to artistic convention rather than anything else, and in all likelihood the nose ornaments, taken that they are factual nose decorations, were perforated on both sides of the nose next to the alar-facial groove or alar sidewall. If this is the case, there appears to be a shift from the Early Classic practice to place the two elements (nose beads) below the nose (hanging from the pierced septum), to the Late Classic fashion having the ornaments on both sides of the nose. Another possibility is that the artistic convention changed, but not the placement of the nose ornaments.

However, several frontal depictions of type '2nm' nasal motifs (e.g., on Stela D and F at Quirigua, Stela 16 at Tikal, and Monument 12 at Tonina) clearly indicate that the placement of the ornament is on both sides of the nose rather than underneath it. On the other hand, there also appears to be inconsistent artistic traditions from place to place regarding the representation of paired nasal motifs pertaining to deity heads that are portrayed as parts of the regalia of rulers. On Stela C at Copan, the two parts of the motif are placed on both sides of the nose (or nostrils) at the alar sidewall level of a belt ornament representing, in all likelihood, the head of an avian-theomorphic manifestation of Itzamnaaj. Similarly, on Stela 17 at Seibal, the two components are clearly rendered on both sides of (a more anthropomorphic) nose of the deity head portrayed on the loincloth, as on the loincloth figures on both sides of Stela F at Quirigua and on Stela 13 at Yaxha. In contrast, on Stela 3 at Machaquila, Stela 6 at Naranjo, and Stela 5 at Xultun, the placement is lower, on the sides of the drooping infratip lobule of the loincloth heads, which gives an impression that the elements form one single unit that is pierced through the septum of the nose or, conversely, emanate from the nostrils.

The last super-category in Table 113 consists of nasal motifs that are most commonly attributed to animal figures (see Chapter 4.2.10) with the 'bf' and 'ti' motifs frequently assigned to the nasal area of birds and zoomorphic or anthropomorphic avian creatures, whereas the nasal motif 'mo' is commonly attributed to toads, but also to fish and birds. The nasal motif dubbed 'silk' is frequently associated

with various animal figures, especially in supernatural scenes. As stated in Chapter 4.2.10, the motif in all probability represents a visible exhalation or breath.

In addition to the nasal motif types discussed above and in Chapter 4.2, there are various designs (see Table 78) that do not fall easily into the categories described above. In many cases, however, the uncommon nasal motifs are either elaborate forms of various ‘standard’ nasal motifs, or a combination (or conflation) of two different nasal motifs. Nonetheless, there appears to be highly divergent types of nasal motifs that appear very scantily in Maya art, both in the diachronic and synchronic (regional) respect, which speak for the inventiveness and creativity of Maya artists. Also, various uncommon types of nasal motifs appear to be restricted to specific agents, such as the motifs associated with various images of Death Gods in Maya art (see Figure 150).



Figure 150: Uncommon nasal motifs associated with Death Gods: (a) belt ornament (skull) from Lintel 45, Yaxchilan (modified after Graham 1979: 3:99); (b) Death God from K2023 (detail from a photo by Justin Kerr); (c) Death God from K5017 (detail from a photo by Justin Kerr); (d) Death God from the Madrid Codex, page 111c (adapted after *Codex Tro-Cortesianus* 1967); (e) Death God from the Grolier Codex, page 2 (adapted after Coe and Kerr 1998: Fig. 70)

Besides the overall variation in the typology of nasal motifs, there is also considerable variance in the distribution of nasal motifs pertaining to different time periods (see Chapters 5.2.5 and 5.3.2). This variation can be explained merely by temporal change in style, but potentially also by the change in the meaning and connotations of nasal motifs through time. Considering the temporal span of nasal motifs portrayed in Maya art, from the Early Late Preclassic to the Late Postclassic period (ca. 1900 years),¹⁵¹ a question must be raised whether (any kind of) iconographic motifs carried the same meaning throughout this time.

There are, obviously, fundamental elements in the world-view of the Maya that changed little during this time, but can we really think of the entire ancient Maya culture as a diachronically (and synchronically) homogeneous entity? And, moreover, is it valid to assert that possible meanings and connotations given to a specific artistic motif in a given era (or area) were identical in different time periods and regions? Undoubtedly not, as any culture in the world has changed, changes, and will change in the course of time. However, to extract fundamental and enduring collective concepts, beliefs, and aspects from the world-view of the Maya, that are resistant to change, is a difficult task infused with theories, hypotheses, interpretations, and assumptions that are difficult both to verify and to invalidate.

Regarding the meaning of various types of nasal motifs, it is obviously easier to hypothesize the connotations of motifs that have a limited diachronic and/or synchronic distribution. Conversely, in regard to nasal motifs with a lengthy diachronic distribution (such as various types of round nasal motifs), it is more demanding to know if the meaning and connotations assigned to the motifs remained unchanged throughout the time.

¹⁵¹ The earliest examples of nasal motifs in Maya art are portrayed on Stela 1 at Nakbe (Late Middle Preclassic to Early Late Preclassic, ca. 500–100 B.C. [Hansen 2000: 56, Sharer 1994: 84], and on Stela 11 at Kaminaljuyu (Late Preclassic, ca. 200–50 B.C. [Parsons 1988: 24]), and the latest in the codices of Madrid and Paris (mid-15th century [Love 1994: 8, 13]).

Whether the significance and connotations assigned to the round nasal motifs of the deity figures (or deity impersonators) on the Early Late Preclassic Stela 1 at Nakbe, the (assumed) Maize God and female figures on the Late Preclassic San Bartolo murals, captive figures on the right side of the Early Classic Stela 20 at Uaxactun, Yajaw Te' K'inich II on the Early Late Classic stelae 1 and 14 at Caracol, the deity (pendant) head on the Late Classic Lintel 24 at Yaxchilan, and numerous depictions of round nasal motifs in Maya ceramics and other portable items, are invariable, is a matter of discussion. Also, is the meaning of these motifs the same as, for example, the round nasal motif placed on top of the nostrils of a 'dragon snout' nasal motif assigned to the human figure portrayed on the Terminal Classic Stela 3 at Xultun?

Regarding the possible change in the meaning or specific associations of nasal motifs through time, it is conceivable that various types of nasal motifs began as mere nose ornaments, albeit with a significance pertaining to the status of the person who was associated with them (especially with nose ornaments made out of precious stone, such as jadeite), but later on the ornaments and their artistic renderings were allocated additional connotations. Also, the possibility must be taken into account that from time to time various types of nasal motifs could have been rendered in the iconography of specific artifacts for reasons based on artistic convention and tradition, without underlining the significance assigned to them.

For example, the position of nasal motifs relative to the nose or nasal area of various figures portrayed in Maya art changes considerably through time, especially in ceramics, as elucidated in Chapter 4.3. From the Early Classic period onwards, the position of nasal motifs gradually changes from the tip-defining point of the nose (i.e., touching the nose) further away (i.e., the front of the nose), with a few examples in the Late Classic ceramics (see e.g., K3247) where the nasal motifs are positioned as far as 11 centimeters, $\pm 2\text{cm}$, from the nose in a hypothetical real-life equivalence (based on the average height of excavated ancient Maya male and female skeletons [Cohen, O'Connor, Danforth, Jacobi, and Armstrong 1997: 84; Danforth 1997: 136; Márquez and del Ángel 1997: 53-58; Saul and Saul 1997: 48-49] and on relative physical measurements of the figures in the particular scenes in ceramics). Whether this is an indication of the change in the meaning of specific types of nasal motifs, or merely a result of an artistic convention, remains debatable.

Regarding iconographic research, there is a pitfall in over-interpreting the meaning of these motifs – or any given motif, for that matter – without examining closely the context in which they appear. The context must be taken into account in numerous ways: by looking at the agent associated with the motif, by examining the scene where it appears, by taking into account the time when the artifact was produced, the region and artistic tradition associated with it, and the material and implements used to create it. Concerning the general distribution of nasal motifs in ceramics, there appears to be *prima facie* no transparent pattern as to the presence and absence of nasal motifs – both in individual scenes and between related scenes. Although the general patterns emerge more translucent after statistical research (which allows one to sort out complicated data for observing patterns that are not easily visible otherwise), there still remains a somewhat random treatment of nasal motifs in a number of scenes.

During the initial stage of this research in 1997, the patterns pertaining to the presence and absence of nasal motifs appeared rather straightforward, with generally the (presumed) most esteemed individual in a given scene being assigned with a nasal motif, along with numerous divinities associated with their own respective motifs. In the next stage, after the completion of a more extensive inventory of nasal motifs, with well over 3200 examples, it became obvious that the patterns were fluid, unclear, ambiguous, and sometimes even somewhat random. Although there are rather transparent patterns where only the most dignified characters are portrayed with nasal motifs, or parallel scenes where the individuals in one scene are assigned with nasal motifs whereas the characters in another scene are not, there still remains a sizable record of scenes where nasal motifs appear to be assigned randomly to various figures with parallel or nearly identical status.

The reasons for such *prima facie* arbitrariness may be numerous: (1) the omission of a nasal motif might have been accidental, (2) the presence of nasal motifs was considered optional (especially in the case of deity figures), (3) if particular types of nasal motifs connote to some sort of quality, the presence or absence of such a motif could have been considered optional due to the fact that the given quality is implied by the presence of the character him/her/itself, (4) the artistic convention or tradition in a particular case did not emphasize the significance assigned to nasal motifs, (5) other elements in the scene (such as headdress appendages or hands) obstruct or obscure the would-be nasal motif, (6) the artifact is eroded or otherwise damaged in the critical area, or (7) the critical area has been over-painted.

The overall inventory of categories of scenes representing nasal motifs is very diverse, including scenes with (1) only one human figure possessing the motif, (2) several, but not all human figures assigned with a nasal motif, (3) all human individuals portrayed with a nasal motif, (4) deity figure(s) possessing the motif, (5) deity/deities and human figure(s) assigned with a nasal motif, (6) either a deity or a human character having the motif, (7) human beings and/or deities and/or humanlike creatures and/or zoomorphs and/or animals possessing the motif, and (8) only animals assigned with nasal motifs. Although in most instances the reasons behind the choice of assigning nasal motifs to particular figures seem to be transparent and consistent, there still remain scenes, especially in Maya ceramics, where the preference is not articulated.

Concerning the narrative element in Maya art (see Chapter 6), there appears to be indications of portrayals of sequential events, situations, or states, where nasal motifs play a vital role. Also, as discussed in Chapter 5.4.6, there is a noticeable set of interrelated scenes in a set of incised bones from Burial 116 at Tikal, with possible narrative implications (albeit not directly linked to nasal motifs), and associations to death and resurrection. However, although there are copious images that can be interpreted as resurrection in Maya iconography, there are relatively few images that can be straightforwardly interpreted as scenes where people are dead or dying (see Chapter 6).¹⁵²

However, in hieroglyphic texts there are abundant references to death and demise, including the well-known death euphemism first identified by Proskouriakoff (1963: 163) in her analysis of the inscriptions of Yaxchilan. This collocation and its possible implications in relation to the topic of the present study will be examined next.¹⁵³ The death phrase is usually composed of the following constants:¹⁵⁴ T77, T17/575, T1, T179, and T503, with the following variables: T126, T23, T24, T82, and T743 (along with T679 [particle <i> “then” / “and then”, not presented in the list below]) yielding the following arrangements:¹⁵⁵

¹⁵² It needs to be noted, however, that for the Maya, death was in all probability a concept that was considered to be transformative in nature – rather than a stationary condition.

¹⁵³ The following analyses pertaining to death collocations are primarily drawn from Kettunen 2005.

¹⁵⁴ Excluding the case of Dos Pilas Stela 8: D10, which does not exhibit a T1 possessive pronoun (<u>), and K4692: C4-C5 (Kerr n.d.a), which ostensibly has another possessed noun that belongs to the same collocation according to Houston and Taube (2000: 267). For further analysis on K4692, see page 291 onwards.

¹⁵⁵ According to the system utilized by Thompson (1962), period marks (.) indicate that the following sign is to the right of the preceding glyph, whereas colons (:) separate signs that are placed vertically. Infixation is marked with square brackets [], variant signs with the letter <v>, and head variants with the letters <hv> immediately after the T-number. In addition to this, a gap between the T-numbers indicates that the signs are composed of separate glyphs blocks with or without a visible gap. If the preceding glyph block is suppressed even slightly under the following glyph block, the T-numbers are combined together as a string. For an inventory of these variable arrangements, see Appendix A: Table 188 and Appendix A: Table 189. For reference, the currently accepted readings for the abovementioned signs with T-numbers are: T77: **K'A'**; T17/575: **yi**; T1: **u**; T179: ? (=T533v[58] / [T58]533v / T58:533v); T503: **IK'**; T126: **ya**; T23: **na**; T82: **li**; T24: **li**; T743: **a**.

T77:17/575.1.179:503	YAX, Lintel 27: F2
T77:17/575.1:179:503.24	TNA, Monument 69: D1; PNG, Stela 8: A23
T77:17/575 1.179:503:24	YAX, Stela 12: A2-B2
T77:17/575 1:179.503:?	YAX, Lintel 59: L1-M1
T77:17/575 1.179.503:24	YAX, Lintel 27: A2-B2
T77:17/575? 1.179:503.82	TNA, Monument 144: (n.a.)
T77:17/575 1:179.503hv:82	PAL, Temple XVIII Stucco: pC2-pD2
T77:17/575 1:179.503:82	PAL, Tablet of the Cross, Incensario Stand: H7-G8
T77:17/575 1:179.23:503:24	PAL, Temple of the Inscriptions, West Panel: Q9-R10
T77?:17/575 1.179.23:503:24	YAX, Lintel 28: S1b-T1
T77:17/575 204.179.23:503:24	PMT, Fragment: pX2-pW3
T77:17/575 13.179:503:82	PAL, Temple XIX Stone Panel: I1-H2b
T77?:17/575:126.1:179?:503?	PNG, Stela 7: C3
T77:17/575.126 1.179:503:24	ALS, Stela 4: B6-A7
T77:17/575.126 1.179.503:82	PAL, Palace Tablet: J10-I11
T77:743.17/575? 1:179.23:503:82	TNA, Monument 77: pA-pC
T77:17/575.179:503:24	DPL, St. 8: D10 (without T1 <u>)
T77:17/575.1:179:23:82	CPN, Hieroglyphic Stairway
T77:17 1.179:503 1.747:57	PNK, K4692 (Kerr n.d.a.): C4-C5

Along with these examples, there are two texts at Tonina (Graham and Mathews 1999: 6:184 and an unpublished drawing by Simon Martin), and yet another one at Santo Ton (Blom and Duby 1957: Fig. 35a) in which the collocation in question is composed in a rather different manner:

T77:17/575? 1.533v:102 58.503:24?	TNA, Collections, Altar 1: G-I ¹⁵⁶
T669b:17/575.126 232.533v:58:24.23	TNA, Monument 165: K-L
T1?:77:17/575 1.533v.?:? 1.503.58:?	STN, Altar 1: A4-5 ¹⁵⁷

Although the general meaning of the expression has been known since the 1960s, the reading and precise meaning of the hieroglyphs that constitute the collocation has been under discussion ever since Proskouriakoff's (1963) seminal work. Regarding the first part of the phrase, Barbara MacLeod was the first person to find a substitution for the first sign in the collocation on the Hieroglyphic Stairway at Copan as **k'a-a-yi** (Schele and Looper 1996: 41), leading David Stuart to connect the verb to colonial Tzotzil *ch'ay ik'*, "it diminished/extinguished breath" or "died" (Schele 1991a: 44; Freidel, Schele, and Parker 1993: 440).¹⁵⁸

Regarding the second part in the collocation, Schele (1991a: 44) presumed that "it must record the element that is lost in death and one of the things a father transfers to his child" followed by a proposition by Schele (1992: 40) that "the second glyph is *sak-niknal*, 'white-flower'" based on the presumption that "nal is the value of the *ik'* sign outside the day cartouche." In 1996, Schele and Looper (1996: 41) stated that "the verb is *k'a'yi u sak niknal*, 'end or terminate his whittle [*sic*] flower'." The reading of the T533 'ajaw' sign outside the day sign cartouche as **NIK**, or 'flower', was proposed by Nikolai Grube and Werner Nahm in 1990 (Freidel, Schele, and Parker 1993: 440).¹⁵⁹ Regarding the **IK'** sign, Freidel, Schele, and Parker (1993: 440) conclude that:

Since the *ik'* sign often has *na* above it even in the context of the day sign, it occurred to Schele that the second half of the word for soul might simply be *-nal*, a suffix meaning something like "born of," "one of the quality of," or "one from." Although we are still collecting evidence to test this idea, it looks promising. We think the word for "soul" was "white-flower-thing."

¹⁵⁶ I would like to thank Erik Boot for pointing out this reference to me in 2002.

¹⁵⁷ I would like to thank Christian Prager for pointing out this example to me in March 2005.

¹⁵⁸ Note that in Schele (1991a: 44) the reference is to Tzeltal rather than to Tzotzil. In the dictionary of modern Tzotzil of San Andrés, Hurley Delgaty and Ruiz Sánchez (1978) provide a gloss *ch'ayel* with a meaning "perder" ("to lose") and *ta sac-ch'ay* as "se desaparece, desvanece" ("disappears / vanishes / fades away").

¹⁵⁹ The fact that the Maya day sign *Ajaw* corresponds to Nahuatl *Xochitli*, or "flower" in the Central Mexican calendar, has been considered to reinforce the reading of the **AJAW** sign outside the day sign cartouche as **NIK** or **NICH**, "flower" (Macri 2000: 2).

The *-nal* suffix proposed by Schele (1992: 40) was based on the then apparent substitution **na-li** for the **IK'** sign on the Copan Hieroglyphic Stairway.¹⁶⁰ It is now known, however, that the T23 sign is merely a graphic element of the **IK'** sign, without a separate phonetic value (Stuart, Houston, and Robertson 1999: 44).

Presently, the first part of the collocation is somewhat firmly established as *k'a'ay* / *k'a'aay* (**K'A'-yi**; **K'A'-a-yi**; **k'a-a-yi**) or *k'a'ayiiy* (**K'A'-yi-ya**) with the meaning “gets/got wilted/withered/shriveled” (based on the Spanish gloss “marchitarse” of the verbal root *k'a'*- [Terrence Kaufman, personal communication, 2003]).¹⁶¹ The verb is written in mediopassive voice (*k'a'-ay-Ø*; wither-MPAS-3SA) with an occasional temporal deictic enclitic attached to the mediopassive suffix, producing *k'a'ayiiy* (*k'a'-ay-iiy-Ø*; wither-MPAS-3SA-ADV.CLT).¹⁶² However, the second part of the collocation still eludes proper identification. Although the reading of the final **IK'** constituent is rather secure, the signs between the verb and the **IK'** sign have been under discussion since the collocation was first identified.

When Nikolai Grube and Werner Nahm identified the T533 “ajaw” sign outside the day sign cartouche as **NIK** (Freidel, Schele, and Parker 1993: 440), the reading for the T179 sign (between the possessive pronoun **u** and the **IK'** sign in the collocation under discussion) was identified as a compound glyph composed of T58 **SAK** and T533(v) **NIK**. Schele (1991a: 44) also connected this compound to the T535 ‘child of father’ glyph, although the two signs are separate in appearance (along with reading and meaning). While the T58 **SAK** element of the compound T179 is rather firmly established, the reading of the T533 ‘ajaw’ sign outside the day cartouche is not. In many cases the sign has a phonetic complement **ki** attached to it, e.g., in the name of a captive (or, more precisely, subject of ‘guardianship’) in the title of *Itzamnaaj B'ahlam* II in the texts at Yaxchilan, such as the Ballcourt Marker of Structure 14 (at F), the underside and the front edge of Lintel 25 (at F3b and W1b, respectively), Lintel 27 (at H1b), Lintel 46 (at G6), Lintel 56 (at L1b), Stela 11 (at I2b and M4a), Stela 12 (at F4), Stela 18 (at D4), Stela 20 (at C1), and Dos Caobas Stela 1 (at S1b). Additional examples

¹⁶⁰ One of the drawings from the Copan Hieroglyphic Stairway where the “death phrase” collocation appears, was published by Schele in 1982 (p. 137). In this drawing, the sign underneath the T23 **na** sign appears to be an **IK'** sign rather than the T24 or T82 **li**. In another drawing by Linda Schele (Schele and Looper 1996: 128), the signs are T23 **na** and T82 **li**, respectively (see Appendix A: Table 188 in this volume). If the later drawing of the glyph compound is more accurate than the earlier one, then the T23 sign appears to substitute the T503 **IK'** sign. Also, **na** and **li** would produce a long final vowel *-naal*, rather than *-nal* (Houston, Stuart, and Robertson 1998), a piece of information that was not known at the time when these arguments were pieced together in the early 1990s.

¹⁶¹ The verbal root is also preserved in Ch'orti'. Hull (2003: 512-513) provides the following account that deserves to be quoted in full length: “[...] the root *k'a'* appears as *k'a'pa* with the mediopassive suffix *-pa* that usually accompanies verbs of motion (Wichmann 1999:69). This is unquestionably the most common form of this verb in spoken Ch'orti' today. When *k'a'pa* precedes nominal forms, it always means ‘to run out of’ something or ‘to end’. [...] it is also significant that both Hieroglyphic Ch'olan and Ch'orti' both make use of a form of mediopassive verbal morphology in this context. The verb form *k'a'pa* is an attested form in Ch'orti' as an expression of death. Note these examples: *E chamer ja'x konde ak'a'pa umusik'*. “Death is when one's breath runs out” [and] *K'a'pa umusik' e ijch'ok umen e purer* “The breath of the young woman ran out (i.e., she died) because of the fever”. Ch'orti' has not only retained nearly the same metaphorical expression as found in Hieroglyphic Ch'olan, but it also preserves the original phonetic spelling (unlike the Tzotzil [sic] *ch'ay ik'*). In Ch'orti', my consultants translate *k'a'pa umusik'* as either “*se acabó su respiración* (‘one's breath ran out’)” or “*se acabó su espíritu* (‘one's spirit expired’).” Both translations accord well with our understanding of death in the Classic period in the context of the phrase *k'a'aay unik?sak ik'il*. In this expression, then, Ch'orti' has preserved semantically, grammatically, and phonetically the forms of this metaphor for death among the ancient Maya.”

¹⁶² The class of intransitive verbs with a glyphic <yi> suffix is somewhat problematic and not all scholars identify it as marking a mediopassive voice. Moreover, these verbs have also been (re)analyzed in a manner in which the /i/ of the glyphic <yi> is retained to produce the following morphological analysis: (verbal root)-Vy-i-Ø (Marc Zender, personal communication, March 2005). In the case of the verb under discussion, the morphological analysis would be, accordingly, *k'a'-ay-i-Ø*, producing *k'a'ayi*.

from Tikal exhibit the T533:102 compound as a part of a nominal phrase of objects (Lintel 2: A12, Temple IV), people (Lintel 3: E3b, Temple I; Tikal Bone MT41), and places (Stela 22: A3).

In regard to the inventory of different variations of the collocation in question, there appears to be only modest variability in the majority of the cases (with the archetypal form presented in Figure 151):

K'A'-yi u-T179-IK'
 K'A'-yi u-T179-IK'-li
 K'A'-a-yi u-T179-IK'-li
 K'A'-yi-ya u-T179-IK'-li
 K'A'-yi T179-IK'-li

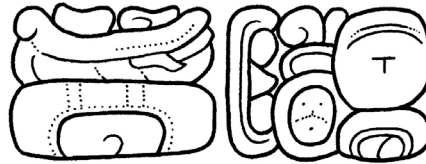


Figure 151: Yaxchilan, Lintel 27: A2-B2 (Drawing by the author based on a drawing and photograph by Ian Graham)

Three examples that stand out in the inventory are the collocations present on Altar 1 (Collections) and Monument 165 at Tonina (see Figure 152 and Figure 153, respectively), and on Altar 1 at Santo Ton (see Figure 154), where the T179 sign is substituted with T533v, **ki**, and **SAK**:




Figure 152: Tonina (PNK), Collections, Altar 1: G-I (Drawing by Ian Graham in Graham and Mathews 1999: 6:184)




Figure 153: Tonina, Monument 165: K-L (Redrawn by the author after an unpublished drawing by Simon Martin)



Figure 154: Santo Ton, Altar 1: A4-5 (Drawing by Frans Blom and César Lizardi Ramos in Blom and Duby 1957: Fig. 35a)

Although there are only three such examples in the inventory, these collocations provide the only known examples thus far where the “T179” sign is split up in the ‘death phrase’ context. Consequently, the “T179” sign in all other instances in parallel collocations should be regarded as being composed of two signs, T533v and **SAK**, respectively, with the **SAK** sign modifying the

following (**IK'**) sign, rather than the T533v sign. The only reasons why this would not be the case are: (1) if all three monuments contain a scribal error at this very position, (2) if the phrase refers to something else than in all other examples, or (3) if the phrase is an idiosyncratic, regional, time-specific, or a re-analyzed form of an otherwise differently spelled idiom. Although all of these possibilities seem unlikely,¹⁶³ it should be noted that the geographic distribution of the collocations where the “T179” sign is split up is rather limited (see Appendix A: Map 12).

In addition to the three examples discussed above, there is at least one case that supports the T533v-**ki SAK IK'** reading, albeit in a different context. On the west side of Bench 1 in the South Room of the South Subterranean Building at the Palace of Palenque (see Figure 155), there is a glyph block that consists of the head variant of the T533v ‘ajaw’ head, and a **SAK** sign on top (or partly behind) an **IK'** sign. Stuart (2003) notes that the glyph is “the enigmatic *sak ik'*, “white wind,” expression with the pre-posed “ajaw” sign (?-**SAK-IK'**), that in other contexts is known to refer to the breath and life spirit of rulers and nobles.”




Figure 155: Glyph block C, Bench 1 (west side), South Room, South Subterranean Building, Palace, Palenque (Drawing by Merle Greene Robertson in Robertson 1985b: Fig. 423)

If this glyph block is another example where the “T179” sign is split up as T533v (or T533hv in this case) and T58 **SAK** signs, then the reading order of the **SAK** and **IK'** signs is reversed in comparison to the reading order of the **SAK** and T533v signs (i.e., “T179”) in the ‘death phrase’ collocations. In other words, to substantiate that the **SAK** sign is read last in the compound “T179” sign in the ‘death phrase’ collocations (based on the substitution on the Tonina altar), one needs to agree on the assumption that the T533v sign is placed partially in front of the **SAK** sign (covering the bottom part of it) with the reading order being from front to back, i.e., T533-**SAK** or [T533v]**SAK**, depending on orthographic conventions. As with the Palenque bench example, we need to agree that the **IK'** sign is infixed into the **SAK** sign, and the infixed sign is read last. The *prima facie* controversy here is, that to (further) back up the argument of the reading order of one glyph compound, one has to use an example where the reading order of one of the elements appearing in both cases is reversed.¹⁶⁴ However, based on the Tonina and Santo Ton examples, the reading order is clearly **SAK** first and **IK'** second.

Returning to the ‘death phrase’ substitutions: if the “T179” is indeed composed of T58 **SAK** and T533v, and if the T533v sign is placed partly in front of the **SAK** sign, the reading order of the glyphs ought to be from front to back. Other known examples of ‘front to back’ reading order are the full-figure variants of the **AJAW** (T168:518b), **NAB'** (T*:522), and **NAL** (T86:851) glyphs that recurrently expose only the upper part of the signs, with another glyph being placed partly on top (in front) of them. Yet another sign that commonly only shows the topmost part of the glyph is the T60v:528 **hi** sign, which is frequently suppressed under the T575 **b'a/B'AH** sign. However, there are known examples where the topmost part of the aforementioned glyphs function as separate signs

¹⁶³ It must be taken into consideration, however, that new, yet to be discovered, examples of this collocation may bring new light to this debate.

¹⁶⁴ In other words, the Tonina example gives us T533v-**ki SAK-IK'** whereas the Palenque bench provides a reading T533hv-[**IK'**]**SAK** or T533hv-**SAK**[**IK'**] depending on how one perceives the **SAK** sign to behave. The contradiction here is that if one were to use the Tonina and Santo Ton examples to prove that the “T179” sign is split up into T533v and **SAK**, it means that in all other examples of T179, the **SAK** sign is behind the T533v sign, and it should be, accordingly, read last. However, the contradiction is only a *prima facie* contradiction, as the two examples only have one sign in common. Moreover, there are several examples of infixed signs that are either read first or last in identical contexts (such as the positional suffix *-laj* that can be written as **la[ja]** or **[la]ja**).

producing the ‘standard’ reading order (top to bottom). This is especially the case of the T168 **AJAW** sign (as in T168:2188 **AJAW**-²**le**) and the T60v **hi** syllable (as in T60:751a **hi-HIX**).

In the light of the present evidence, the basic form of the collocation can be analyzed as follows (with a reconstructed transcription based on all variations of the collocation [save the Santo Ton Altar 1 example]):

K’A’-a-yi u-[?]-ki]SAK-ik’-li
*k’a’ay u...k sak ik’[i]l*¹⁶⁵
k’a’-ay-Ø u-? sak-ik’-il
 wither-MPAS-3SA 3SE-? white-wind-ABSTR?
 “It got withered, his/her ? white wind”

However, the collocation could also be another example of a *difrasismo*¹⁶⁶ in Maya hieroglyphic writing (a possibility that would clarify the otherwise rather obscure phrase) much like other difrasismos in the script, such as *uto’ok’ upakal* (his/her flint + his/her shield) for “war” (Freidel, Schele, and Parker 1993: 472), “arms and insignia” (Martin and Grube 2000: 45), “army” (Martin 2000: 179), or “military efficacy” (Knowlton 2002: 10), *pohp tzam* (mat + throne) for “rulership” or “authority” (Hull 2003: 414), *ukab’ uch’e’en* (his/her land + his/her cave/well) for “city” (Simon Martin, personal communication, 2000), or “residence” (Knowlton 2002: 11) along with *chan ch’e’en* (sky + cave/well) that has similar connotations referring to “key population centers” (Martin 2000: 178) or, conversely, to a more general concept “everywhere”, as proposed by Hull (2003: 402).¹⁶⁷ Another candidate for a difrasismo in Maya hieroglyphic writing is the couplet *waj ha’* (tortilla/bread + water) for “feast” or “meal” (Boot 2005: 3), although the (potentially) intended meaning is less metaphorical than in most cases of couplets that fall into the category of difrasismos. However, it is interesting to note that the metaphorical meaning of the paired words ‘food’ and ‘water’ in the Book of Chilam Balam of Chumayel is ‘fate’ according to Miguel León-Portilla and Earl Shorris (see Hull 2003: 413).¹⁶⁸

A parallel feature is later found in colonial Nahuatl which employs pairs of nouns such as *in xochitl in cuicatl* (flower + song) for “poetry”, *in atl in tepetl* (water + hill) for “town”, *in temoxtil in ehecatl* (dust + wind) for “illness, sickness, disease”, *in atl in metlatl* (water + metate) for “woman”, *in cueitl*

¹⁶⁵ It should be noted that the word for wind is *ik’ar* in Ch’orti’ and *ik’al* in Ch’olti’ (see Appendix A: Table 192). If the possessed form of the word for wind in Classic Maya does not take a *-l* (vowel + l) suffix, the word for wind could, conceivably, be *ik’al* instead of *ik’*. However, if the word for wind in Classic Maya takes a *-l* suffix when possessed, the word ought to be *ik’* instead of *ik’al*, producing *ik’-l*. Although not definite proof *per se* of the quality pertaining to the vowel of the apparent *-l* suffix, it should be noted that the word for wind in the collocations under discussion is constantly written with a T24 or T82 **li** sign when the suffix is present. The vowel must, however, be reconstructed, as it is not produced by the standard spelling rules (Lacadena and Wichmann 2004; Kettunen and Helmke 2004) followed in this study.

¹⁶⁶ Difrasismo is a kind of trope in which a single idea is expressed by pairing two words or metaphors (Garibay K. 1953: 19). The term itself was first employed by Ángel María Garibay K. (Montes de Oca Vega 1997: 31), and later widely used by other Mexican scholars, such as Miguel León-Portilla (1963, 1964, and 1969). León-Portilla (1969: 77) provides the following additional description “[...] device used in lyric poetry, as well as in discourses and other forms of composition, consists of uniting two words which also complement each other, either because they are synonyms or because they evoke a third idea, usually a metaphor. This particular stratagem is seldom found in Indo-European languages, but is very common in Mexican indigenous tongues, especially Nahuatl.”

¹⁶⁷ Stuart and Houston (1994: 12-13) were the first to identify the locational associations of the last two expressions, although not referring to them as difrasismos or providing a definite reading for them: “The meaning of the sky-bone [*chan ch’e’en*] glyph remains unknown, but its association with locational glyphs is apparent in inscriptions as well as iconographic contexts” and “[g]iven the grammatical structure, we should expect the bone sign to somehow link the Emblem with the personal name and that the bone should refer to the Emblem [...]. We might speculate that it specifies the location as being the “place” of the named individual [...]. Clearly, in any case the bone sign has suggestive locational associations.”

¹⁶⁸ For further discussion on the structure of difrasismos in Maya hieroglyphic writing, see Hull (2003).

in *huipilli* (skirt + shirt) for “woman” (in a sexual aspect), in *chalchihuitl in quetzalli* (jade + quetzal [feathers]) for “beauty”, and *tlilli tlapalli* (black + red ink) for “writing” or “wisdom”, but also pairing verbs as in *tzicuehua tlapani* (to splinter + to break) for “to be born” (Garibay K. 1953: 19; León-Portilla 1963: 102-103; León-Portilla 1964: 83; León-Portilla 1969: 77; Montes de Oca Vega 1997; Knowlton 2002: 9; Jiménez Cataño n.d.). Furthermore, it appears that there are similar structures in the K’iche’ epic Popol Vuh (Low 1992: 24-25; Tedlock 1996: 202-205) as well as in modern Ch’orti’ (Hull 2003¹⁶⁹). Couplets, difrasismos, or pairings of words like these are actually found in many languages around the world, although they are sometimes difficult to distinguish from compound nouns.

In Maya hieroglyphic writing, the possessive pronoun is commonly marked in difrasismos with the first noun only, although there are several examples where the pronoun, or a fusion (conflation) of a preposition and a pronoun, is assigned to both nouns (see Kettunen 2005: Fig. 15). However, although the possessive pronoun does not generally precede the second noun in the texts (except for the Santo Ton Altar 1 example), it was evidently present when pronounced. If this is the case, the death euphemism collocation – or difrasismo – can be analyzed as follows (with a reconstructed transcription based on all variations of the collocation):¹⁷⁰

K’A’-a-yi u-[? -ki] u-SAK-ik’-li
k’a’ay u...k usak ik’[i]l
k’a’-ay-Ø u-? usak-ik’-il
 wither-MPAS-3SA 3SE-? 3SE-white-wind-ABSTR?
 “It got withered, his/her ?, his/her white wind”

If this is indeed the case, what gets “withered” (or “wilted / shriveled”) in the difrasismo, is a noun ending in /k/ sound, and a composite noun (or a nominal phrase) consisting of the adjective *sak* and the noun *ik’*.

Along with the general meaning “white” for *sak*, the word also has other connotations and denotations in Maya languages (see Appendix A: Table 191), such as “pale”, “gray”, “whitish”, “clear”, and “clarified” in Ch’orti’ (Wisdom 1949), “clean” (Spanish *limpio*) in Ch’ol (Aulie and Aulie 1978) as well as in Tzotzil (Hurley and Ruíz Sánchez 1978), and “clear” (Spanish *claro*) in Tzotzil (Hurley and Ruíz Sánchez 1978). *Ik’* (see Appendix A: Table 192) is glossed as “air” and “wind” in Ch’orti’ (Wisdom 1949), Ch’ol (Aulie and Aulie 1978), Chontal (Knowles 1984), Tzeltal (Ara 1986; Slocum, Gerdel, and Cruz Aguilar 1999), Tzotzil (Hurley and Ruíz Sánchez 1978), Itzaj (Hofling and Tesucún 1997), and Yukatek (Gómez Navarrete 2004), as well as “breeze”, and “evil wind” (*aigre*) in Ch’orti’ (Wisdom 1949), “breath” (Spanish *aliento*) in Tzotzil (Hurley and Ruíz Sánchez 1978) and Itzaj (Hofling and Tesucún 1997), “endurance” in Itza (Hofling and Tesucún 1997), and “spirit” and “life” (Spanish *espíritu* and *vida*) in Yukatek (Gómez Navarrete 2004, Ciudad Real 1984).¹⁷¹ Related terms also include *mus-ic* [*musik’*] referring to “soul” (Spanish *alma* and *anima*) in Ch’olti’ (Morán 1695).

¹⁶⁹ Hull (2003) provides, for example, the following pairs: *ok + k’ab’* (foot + hand) for “all the body” (as in *ch’a’r takar ujolchan uyok, takar ujolchanir uk’ab’* or “lying there with the infecting heat of his feet, with the infecting heat of his hands”) and *mundo + syelo* (world + sky) for “everywhere” (as in *ya ch’a’r tama e pwerta mundo, pwerta syelo* or “there they lie in the door of the world, door of the sky”). The latter appears to be very similar to the Classic Maya (*u*)*kab’* (*u*)*ch’e’en* expression.

¹⁷⁰ What the ultimate reading of the T533v sign is, and whether it refers to a flower or not, can be debated. Recent proposals for the reading of T533v include **MOK** (> *mook*) by Barbara MacLeod (in a workshop presentation in Austin, Texas, on March 15, 2006, and **BOK** (> *book*) by Christian Prager (in a note circulated among fellow epigraphers, dated August 28, 2006).

¹⁷¹ In the Book of Chilam Balam of Tizimin (Edmonson 1982: 52), the annihilation of one’s life is expressed by using a couplet employing the words *ol* and *ik* [*óol* and *ik’*]: “*Ca ix sati y ol, ca ix sati y ik’*” (“And then was destroyed their spirit, and then was destroyed their breath”). Compare also this expression to the couplet at position O8-P9 on the East panel of the Temple of the Inscriptions at Palenque, which employs the same structure and the same verb.

Consequently, the semantic sphere of the second part of the collocation is in all likelihood a combination of the following words (or glosses):¹⁷²

wind	
white	air
clear	breath
clean	spirit
life	

Besides the ‘standard’ expression, reformulated here as *k’a’ay u...k usak ik’il* (or *k’a’ay u...k usakik’il*), there is a phrase on an incised Late Classic travertine bowl (K4692; Kerr n.d.a) where the **u-“T179”-IK’** section of the collocation is followed by a glyph block composed of **u**, **ti**, and **si**. In full, the clause reads:¹⁷³ **7-“AK’B’AL” 16-CHAK-AT-ta K’A’-yi u-T179-IK’ u-ti-si CHAN-na-AK [IX/HIX-WITZ]AJAW-wa b’a-ka-b’a** (*huk ak’b’al(?) waklaju’n chak[’]at k’a’ay u...? ik’ utis chan a[h]k(ul)? hi[i]xwitz ajaw b’akab’*).



Figure 156: Hieroglyphs C4-D6 from K4692 (Drawing by the author based on a photo by Justin Kerr)

The name of the person whose demise is recorded on K4692 appears to be *Chan Ahk* (or *Ahkul*) from the polity of Hiix Witz. The toponym is also mentioned in a series of monuments and artifacts, such as Hieroglyphic Stairway 2, Step V, at Dos Pilas (Guenter 2003: 23), Panel 7 at Piedras Negras (Martin and Grube 2000: 144), Hieroglyphic Stairway 2, Step VIII, and Hieroglyphic Stairway 3, Step V, at Yaxchilan (Lopes and Davletshin 2004), Stela 2 at El Pajal (Lopes and Davletshin 2004: 4), on a pyrite disc, Burial 13, at Piedras Negras (Martin and Grube 2000: 150), and on a Late Classic Phase 2 Zacatel ceramic group: cream-ground Codex-style cylindrical vase (Kerr n.d.a [file no. K1387]). According to David Stuart (Guenter 2003: 24; Lopes and Davletshin 2004: 4), the Emblem Glyph appears in local contexts at El Pajal, Zapote Bobal, and La Joyanca (between the San Pedro Mártir and Pasión Rivers in Western Petén), which in all probability embrace the political realm of Hiix Witz. This location fits well within the geographic distribution of other sites showing texts with the death euphemism under scrutiny (see Appendix A: Map 12).¹⁷⁴

A related name to the one inscribed on K4692, albeit written with an ‘antler’ glyph as **XUKUB’?-CHAN-na a-ku**, appears next to a bound captive inside a ball in a ballgame scene in Hieroglyphic Stairway 2, Step VIII, at Yaxchilan and possibly also in Hieroglyphic Stairway 3, Step V: A2-B2 (Lopes and Davletshin 2004: 4). The date of Hieroglyphic Stairway 2, Step VIII, is recorded as 9 Lamat 16 Ch’en (9.10.3.11.8), and the initial date of Hieroglyphic Stairway 3, Step V, is recorded as 10 Ajaw 13 Mol (9.10.14.13.0). In both cases the protagonist is *Yaxuun B’ahlam* III. Another text

¹⁷² Note that if the collocation is a difrasismo instead of a couplet, the semantic sphere cannot be straightforwardly drawn from the constituents listed here.

¹⁷³ The phrase is preceded by another clause, followed by a distance number (2.8.5.5) leading to the last clause (which refers to a point in time before the first clause).

¹⁷⁴ The geographic distribution of the sites and the diachronic distribution of the monuments on which the collocation is represented, is rather restricted (see Appendix A: Map 11, Appendix A: Map 12, and Appendix A: Table 190).

incorporating the name ? *Chan Ahk* is written on a pyrite disc that was found in Burial 13 at Piedras Negras (Martin and Grube 2000: 150; see Figure 157), and produced in all probability during the life time of Ruler 4 of Piedras Negras (9.13.9.14.15–9.16.6.11.17, or A.D. 701 to 757 [Martin and Grube 2000: 148–150]). Whether the person referred to in K4692 is one or none of the individuals mentioned above, remains to be discovered.



Figure 157: Pyrite disc from Burial 13, Piedras Negras
(Drawing by Stephen Houston in Martin and Grube 2000: 150)

As regards the **K'A'-yi u-T179-**IK'** u-ti-si** collocation on K4692, Houston and Taube (2000: 267; referring to David Stuart's analysis of the expression) state that "the phrase *k'a'-ay-i/ u-* 'white flower'- *ik'-u-tis*, 'it finishes, his flower breath, his flatulence', contrasts two body exhalations, one sweet-smelling and oral, the other foul and anal." Although the word *tis* (from Proto-Mayan **kiis* ~ **tziis* ~ **tiis* and Proto-Ch'olan **tiis* [Kaufman and Justeson 2003]) is glossed as "fart" (Spanish *pedo*) in Ch'orti' (Wisdom 1949), Ch'ol (Kaufman and Justeson 2003), Chontal (Keller and Luciano G. 1997), Tzeltal (Kaufman and Justeson 2003), Tzotzil (Kaufman and Justeson 2003), Itzaj (Hofling and Tesucún 1997), and Yukatek (Barrera Vázquez 1980), the word has also other meanings and connotations, such as "juice" (Spanish *zumo*) as in *utis aranxax* ("orange juice" / *zumo de naranja*), in Chontal (Keller and Luciano G. 1997). Also, a cognate of the word, *kis*, is used in the term *kis witz*, or "fog rising from earth" and "rainbow" in Itzaj (Hofling and Tesucún 1997). Consequently, although the etymology and most dictionary entries point to the word "flatulence" or "fart", can we be sure of the meaning, connotations, and associations of the word in the Classic Maya poetic context, as in the phrase on K4692?

Regarding the structure of the collocation on K4692, it is notably similar to (other) difrasismos in Maya hieroglyphic writing and parallel expressions in Nahuatl. However, if this phrase is a difrasismo, it would mean that the **u-"T179"-**IK'**** segment of the collocation should be regarded as one unit, rather than composed of two parts, as in the aforementioned reconstructed **u-? u-SAK-**IK'**** (*u...k, usakik'*) difrasismo. Consequently, if the phrase on K4692 follows the suggested reconstructed composition (based on the Tonina Monument 165, Tonina Collections Altar 1, and Santo Ton Altar 1 examples, where the "T179" sign is split up), it would produce a *trifrasismo*, to coin a term, with an outcome of *k'a'ay u...k usakik' utis*. This would, however, raise new problems with the proper reading of the "T179" sign, i.e., whether it is dividable into T533v 'ajaw head', ending in a /k/ sound, and into the T58 **SAK** sign, or whether it should be considered as a virtually inseparable fusion of the two signs in question.

Regarding the *utis* part of the phrase on K4692, it appears to shatter the otherwise harmonious difrasismo, and raises a question whether the **u-ti-si** glyph block should actually be re-analyzed as belonging to the nominal segment of the clause rather than being part of the death phrase.¹⁷⁵ Other examples of the names of lords from Hiix Witz are constantly written with another word preceding the *Chan Ahk(ul)* segment of the name. If this is indeed the case, the analysis of **u-ti-si** as *u-tis* would yield a rather unlikely name, especially if the word *tis* refers to flatulence. Lord "Flatulence-of-the-Sky Turtle" is probably not a very appropriate name for a king (and "Juice-of-the-Sky Turtle" seems

¹⁷⁵ This possibility was proposed to me by Christophe Helmke in February 2005.

unusual as well if the Chontal gloss [see above] is taken into consideration). However, if **u-ti-si** is reanalyzed as *ut-is*, it makes a lot more sense, as *ut* is glossed as “face” and “eye” in Ch’orti’ (Wisdom 1949¹⁷⁶) and Ch’olti’ (Morán 1695).

On Stela 11 (B3 and A4) at Copan we can find the word possessed as **u-UT-tu** (*u-ut*), or “his face”, and on the Hieroglyphic Stairway 3, Step 3 (D9), at Yaxchilan, the word is written with an absolutive suffix as **UT-si** (*ut-is*) “face” (Zender 2004b: Fig. 8.2). Also, Boot (2002) lists **UT?**, **u-ti**, and **UT?-si** for “face” in his Classic Maya vocabulary, although there is evidence that the word for “face” was written also as **hu-EYE** and **EYE-tu** to produce *hut* (Kaufman and Justeson 2003). If the root *ut* in *utis* is a “face” or “eye”, the *-is* could conceivably be a suffix used with unpossessed body parts (as in *ohl* > *ohlis*). How does this work, then, in the nominal context? If *ut* refers to the sky as in “face of the sky” or “eye of the sky”, it should be possessed to be grammatically correct. However, there are at least indications of the word *ohlis* being associated with deity names, as in *ohlis k’uh*, and appearing, for example, as a part of the name of a ruler from Oxkintok (Stuart, Houston, and Robertson 1999: 44). However, these examples are rare, and especially in the context of deity names, not well understood.

With regard to other names that have *Chan Ahk* as the last part of the name (see Appendix A: Table 195), we have *Xukub’(?) Chan Ahk* (Lopes and Davletshin 2004) and ? *Chan Ahk* (Martin and Grube 2000: 150), both from Hiix Witz, *Ahiin Chan Ahk* at Pomona (Boot 2002: 17), *Sihyaj Chan Ahk* from Piedras Negras at El Cayo (Martin and Grube 2000: 150), and *Maman Chan Ahk* and *Nasimal Chan Ahk* (Christophe Helmke, personal communication, 2005) at Najtunich (Stone 1995: Figs. 8-28, 8-30, and 8-66). However, in lack of other examples with unpossessed (absolutive) body parts forming the first segment in a nominal context, this proposal remains tentative at present. Nevertheless, if the **u-ti-si** part of the phrase on K4692 is indeed part of the nominal segment of the clause, it would support the analysis of the death phrase under discussion as a “frozen” difrasismo, without additional elements attached to it.

Returning to the analysis of the “T179” sign: it also appears in other contexts, with and without the **IK’** sign. One example comes from Tonina: hieroglyphs at the position M on Monument 135 (see Figure 158) correspond perfectly to the latter part of the death euphemism collocation under scrutiny, but the preceding glyphs do not. Although Mathews (2001: 5) considers this phrase to be a death expression of an unknown individual, the expected verbal clause at position L has nothing in common with the glyphic components of the “standard” *k’a’ay/ k’a’aay* verb.¹⁷⁷

¹⁷⁶ Wisdom (1949) provides the following glosses for the word *ut*: “eye, any small opening or passage, opening of body, piece or bit of, little thing, any round fruit (especially seed, nut or berry); a little, slightly (particularizer and diminutivizer)” and “face, appearance”; *hut*, on the other hand, is glossed as “face of person or animal, front side or surface; facial appearance, manner or expression, appearance; upper side or surface, exposed side or surface, outer side; persons soul, placenta, fetus, abdomen, womb (appears always with possessive u-)”; and *uut* is glossed as “one’s face, its front side, one’s front”.

¹⁷⁷ The date of the event (in all likelihood 9.15.4.2.5 7 Chikchan 18 Sak) falls during the reign of K’inich Ich’aak Chapaht (Martin and Grube 2000: 186) when the king was approximately 39 years of age. The date of death of the following ruler, K’inich Tuun Chapaht, is known (in all probability 9.16.10.16.13 9 Ben 11 Pop [Martin and Grube 2000: 187]), but his birth date is not. If this phrase refers to a death of an individual, it cannot refer to any of the Tonina rulers, but, instead, to another, unknown, individual. Conversely, if the phrase refers to an event associated with birth, rather than death, a fitting candidate would be K’inich Tuun Chapaht. The problem with the phrase is that the glyphs preceding the **u-179-IK’-li** compound do not seem to feature any standard grammatical affixes that one would expect to be present in a verb. However, the association of the monument with K’inich Tuun Chapaht shows potential as the name written in the caption text behind the figure portrayed on the monument is clearly **CHAPAT** with a preceding glyph that has a possible outline of a **TUN** glyph (rather than any other part of a name of known individuals at Tonina incorporating the word **CHAPAT**).



Figure 158: L-M, Monument 135, Tonina (redrawn by the author after a drawing by Ian Graham in Graham and Mathews 1999: 6:161)

Another example of the “T179” sign preceding the **IK’** glyph can be found at D10b on Stela E at Quirigua (see Figure 159) on which the glyphs form part of the name of the stela itself, with corresponding iconographic elements present in the headdress figures (Schele and Looper 1996: 138; Looper 2003: 147, 151).





Figure 159: C10-D10, Stela E, Quirigua (Drawing by Matthew Looper in Looper 2003, Fig. 4.38)

Examples of the “T179” sign standing alone can be found both in the writing system and in the iconography: in the Temple of the Foliated Cross Tablet at Palenque (see Figure 160), the “T179” sign appears at C13b in a clause that reads: **u-ti-ya YAX-ha-li wi-tzi-“T179”-ki [?]NAL-la NAH-?-K’AN-la** (or *u[h]tiy yaxhaal witz “T179” ?...nal na[a]h ? k’anal (k’anal ? / k’an ?...nal)*). Elements of this clause are also written in the eyes of the foliaceous Witz Monster below the feet of K’inich Kan B’ahlam II in the bottom left corner of the scene portrayed on the tablet, albeit without the “T179” sign. The text on the right eye is written as **YAX-ha-li?** and the text on the left eye reads **wi-tzi-na-la**, producing *yaxhaal? witznal* “green(ing) mountain(place)”.¹⁷⁸



Figure 160: Temple of the Foliated Cross Tablet: C12-C14, Palenque (Adapted after Robertson 1991: Fig. 153)

¹⁷⁸ Compare this to the Río Azul toponym *Sakha’ Witznal* (Schele 1991b) and to the Ucanal toponym (Emblem Glyph) *K’anwitznal*. If the glyph compound on the right eye of the Witz Monster is indeed composed of **YAX**, **ha**, and **li**, the outcome ought to be *yaxhaal*. If the *-haal* part of the compound is a suffix (rather than a separate word), it is somewhat problematical. However, there is a productive suffix, although written as *-jal* rather than *-haal*, discussed by Houston, Stuart, and Robertson (2001: 42): “Second, the *-jal* almost certainly consists of two morphemes. The first is a pan-Mayan particle that communicates changes-in-state. In Ch’orti’ *sakah* means “to be pale, blanche, lighten,” *yaxah*, “to become clear... turn green” (Wisdom 1950). The particle *-ah* doubtless descends from the syncopated *-j* attested in Classic Ch’olti’an. The *-al* would simply be the standard, vowel-harmonic suffix. Altogether, then, *chakjalte* would signify the “reddening tree.” The *-al* is obligatory because it derives an adjective from *chakaj*.”



**Figure 161: Detail from the Temple of the Foliated Cross Tablet
(Drawing by Linda Schele [n.d., No. 185])**

Other instances of “T179” are found, for example, on a leg of a bench and on the lower level of the façade of Structure 9N-82 at Copan (see Figure 162).




Figure 162: (a) Detail from a leg of a bench in Structure 9N-82, Copan (Drawing by Linda Schele [n.d., No. 4092]); (b) Detail from the lower level of Structure 9N-82, Copan (Drawing by Barbara Fash in Schele and Miller 1986: Fig. III.8)

These examples seem to point to the interpretation that within the “T179” sign, if composed of two hieroglyphs, the **SAK** sign should precede the T533v “ajaw” head. This conclusion appears to be, however, in contradiction with the examples from Tonina (Monument 165 and Collections Altar 1) and Santo Ton (Altar 1), and points to the fact that the inner structure and meaning of the collocation in question still requires further examination. However, as these examples are not hieroglyphs, but, rather, iconographic representations with the appearance of “T179”, the examples from Tonina and Santo Ton still provide a compelling substitution for the “T179” sign, and for the entire death phrase to be read as a difrasismo *k’a’ay u...k usakik’il*.

Regardless of the proper reading and exact meaning of the collocation discussed above, it seems that there is a semantic connection between the *ik’* or “wind/breath” element on one hand, and nasal motifs on the other, as pointed out by Houston and Taube (2000: 267-273). The connection between the death phrase and “white flowers” depicted in Maya iconography was made by Freidel, Schele, and Parker (1993: 183), although the *ik’* element was discarded at that point as a misinterpretation by Proskouriakoff, and only found its way back to the reading of the collocation in the late 1990s. The connection between flowers, jade(ite), breath, wind, and nasal motifs was made by Houston and Taube (2000: 267), who observed that “Classic Maya jade beads are commonly in floral form, and along with jade, the breath soul is expressed by flowers, sources of sweet fragrance” and “[t]he placement of the breath element before the nose rather than the mouth alludes to the olfactory quality of the breath-soul, sweet air in contrast to the stench of death and decay.”

Houston and Taube (2000: 267) also discuss the expression on K4692, and compare the T179 sign to the similar sign (or motif) placed on top of the volutes emanating from the nostrils of a chilopodous dragon on the lower level of the façade of Structure 9N-82 at Copan, referring to the motif as the “white Ajaw flower”.¹⁷⁹ Although clearly assigned to the nostrils (or nasal area in general) of the creature, and evidently associated with other representations of the same sign or motif in the hieroglyphic texts and in iconography, this nasal motif (or nasal motif appendage) is extremely rare in the inventory of nasal motifs in Maya art. In the corpus of nasal motifs of the present study, consisting of over 3200 examples, there is not a single instance of this type of motif associated with any agent. Also, had this particular structure at Copan been part of the corpus of monumental art of the present study, the four examples¹⁸⁰ of this type of nasal motifs would have represented a mere ~0.13 % of all nasal motifs in the corpus.

Consequently, although relevant in the overall distribution and variability of nasal motifs and their associations, this particular example is too uncommon to make general assumptions of the role of nasal motifs in Maya art and ideology, or to regard the “white flower” or “T179” as a representative in the general domain of nasal motifs. However, what remains a fact, is that floral nasal motifs are abundant in Maya art, and they evidently have associations with scent and breath, as proposed by Houston and Taube (2000: 265-273).

Although it is not the same sign or motif as the “white flower” or “T179”, and although it is not assigned to the nasal area of various characters in Maya art, there is a motif that is parallel to hieroglyphic T535, or “flaming ajaw” sign. This motif, dubbed here as “pseudo-T535” motif, is commonly rendered as a headdress appendage of various characters in Maya art, along with being placed behind the head of a variety of individuals and as a tail end appendage of various zoomorphic (usually ophidian) or anthropomorphic creatures in Maya art (see Appendix A: Figure 181 and Appendix A: Figure 182). Also, a motif resembling the T533 “ajaw” sign with two flanking coils and/or two to three round designs around the motif, dubbed here as “pseudo-T533” motif, is frequently attached to the elongated snout of dragon, or zoomorphic ophidian, creatures in Maya art (see Appendix A: Figure 183).

Both motifs are also found in other contexts in Maya art, either standing alone, or associated with various creatures (see Appendix A: Figure 184 and Appendix A: Figure 187). Furthermore, different versions of the “ajaw” sign are portrayed in numerous other contexts in Maya art with various elements attached to it, such as a circle of round designs around the sign (with a likely floral association), as in the Temple of the Foliated Cross Tablet at Palenque (see Appendix A: Figure 186). An “ajaw” sign is also rendered inside a floral motif with “aroma elements” (Houston and Taube 2000: 268-269) on an Early Classic tripod vase (see Appendix A: Figure 185). Moreover, a version of the sign with various affixes is rendered on the background and rim text on K4151 (see Appendix A: Figure 188), along with a “plain” T533 “ajaw” sign rendered as a blowgun pellet in the same scene. All these examples, along with a variety of “ajaw face” signs in the hieroglyphs, point to a conclusion that the meaning, connotations, and nuances of these signs and motifs still require further scrutiny.

¹⁷⁹ “The scribal palace known as the House of the Bacabs at Copan portrays profile centipede heads emitting the white Ahau flower sign as breath from their nostrils” (Houston and Taube 2000: 267).

¹⁸⁰ The lower level of the façade of Structure 9N-82 has two parallel images of chilopodous dragons on both sides of the doorway, totaling in four profile images of the creature, each assigned with a nasal motif.

Returning to the issue regarding the implications pertaining to the “floral breath” (Houston and Taube 2000: 266-268, 270): if we were to interpret that floriform nasal motifs are iconic articulations of “flowery breath” or “breath soul”, and if jadeite beads and flowers have similar connotations (see the quote from Houston and Taube [2000: 267] on page 295), the presence of floriform or bead-like nasal motifs should somehow mark the presence of a certain type of non-mundane quality. The notion has been discussed before (see Chapter 6) that based on the low frequency of nasal motifs pertaining to the images of deceased individuals, it seems reasonable to assert that nasal motifs do *not* connote to last breath, passing away, or death, but, rather, to some type of status or quality of the individuals assigned with the motifs.

However, it is apparent that the dichotomy of the presence and absence of nasal motifs plays a certain type of role in the pictorial narratives of the Maya (see Chapter 5.4.6 and Chapter 6). Consequently, the existence of certain types of nasal motifs seems to indicate that a given person or being assigned with such a motif has “gained” a specific type of status or quality, or, in the case of “resurrected” or *prima facie* deceased individuals,¹⁸¹ the character still has that quality or status (marked by a nasal motif) in spite of being *prima facie* dead (rather than having lost his/her/its flowery breath, soul-force, or existence).

Although there is no clear evidence, thus far, of any valuable items (with additional connotations) being placed in the nasal area of deceased individuals in the archaeological record, there are both archaeological and historical records from the Maya areas and Central Mexico of precious articles being introduced to the mouths of deceased individuals and animals. Burial practices reported by Spaniards in the early contact period include, among others, the placement of valuable items into the mouth of the deceased. Landa (1986: 59; translation in Tozzer 1941: 129-130)¹⁸² describes one of these practices among the Maya of Yucatan as follows:

Once dead, they place them in a shroud, filling their mouths with ground maize, which is their food and drink which they call *koyem*, and with it they placed some of the stones which they use for money, so that they should not be without something to eat in the other life.

Las Casas (quoted in Coe 1988: 225 and Houston and Taube 2000: 267) records a practice among the northern Pokom Maya in this manner:

When it appears then that some lord is dying, they had ready a precious stone which they placed at his mouth when he appeared to expire, in which they believe that they took the spirit, and on expiring, they very lightly rubbed his face with it. It takes the breath, soul or spirit; to make the ceremony and keep the said stone, was a principal office, and no one had it but a person of the most principal of the pueblo or of the house of the king...

Although there are no images of this practice in the two aforementioned sources, the custom may have been similar to the Aztec practice of inserting a jadeite bead into the mouth of a deceased (see Figure 163) as illustrated by Sahagún (1926).

¹⁸¹ Such as the portrayal of K'inich Janaab' Pakal I on the sarcophagus lid in the Temple of the Inscriptions at Palenque and numerous examples of Maize God imagery (see Chapters 4.1 and 4.2.1).

¹⁸² “Muertos, los amortajaban, llenándoles la boca de maíz molido, que es su comida y bebida que llaman *koyem*, y con ello algunas piedras de las que tienen por moneda, para que en la otra vida no les faltase que comer.” (Landa 1986: 59)



Figure 163: Aztec ‘soul introducing’ (after Sahagún 1926)

Also, the placement of a large greenstone in the mouth of a jaguar (or jaguar skull) in Chamber II, Stage IV, Templo Mayor at Tenochtitlan (Matos Moctezuma 1988: 119) may have associations with the overall Mesoamerican semantics of afterlife (see Figure 164).




Figure 164: Skull of a jaguar with a greenstone ball in its mouth from Chamber II, Stage IV, Templo Mayor, Tenochtitlan (photo by Salvador Guilliem in Matos Moctezuma 1988: Fig. 101)

With regard to the archaeological reports in the Maya areas pertaining to the placement of objects in the mouth of deceased, Coe (1959: 133-134) provides the following account:

Position would indicate that a finely carved jadeite pendant [see Figure 165 in the current volume] was placed in the mouth of Skeleton B, Burial 5 [at Piedras Negras]. This practice was current in sixteenth century Yucatan and the Valley of Mexico, according to Landa, Sahagun, and Torquemada (Tozzer, 1941, p. 130; A. L. Smith, 1950, Fig. 117 a), but, in spite of these references, the trait appears very infrequently in Maya archaeology. Two good instances, both with children, appeared at Uaxactun; one was dated as Post-Classic (A. L. Smith, *ibid.*, p. 90). Kaminaljuyu, Esperanza Phase, yielded four good to probable cases; the individuals were aged and male in two instances, middle aged male (?), and a young adult female (Kidder, Jennings, and Shook, 1946, pp. 92-93). Gann and Gann (1939, p. 5) recorded a probable example at Nohmul, which involved an exceptionally tall young adult male. Another instance is the famed one described by Blom (Blom, Grosjean, and Cummings, 1934) that was found in the Ulua region of Honduras. Ruz (1955, p. 100, no. 8) makes note that the personage in the Temple of Inscriptions tomb contained “inside the mouth” a bead; judged to be male, *in situ* measurements indicated a stature of about 173 cm. (Dávalos and Romero, in Ruz, *ibid.*, p. 110). There is one possible instance at Zaculeu (Woodbury and Trik, 1953, Fig. 44). While no implication of a correlation between exceptional stature and this trait is intended, there is perhaps some suggestion of it at Palenque and Nohmul. In all cases here (the list is very likely incomplete) jade beads are present. Why this trait should appear so sporadically is a mystery. A great many Maya burials, in both lowlands and highlands, are known at present; the percentage of burials in which an object was placed in the mouth must be very small indeed.



Figure 165: Carved jadeite pendant from Burial 5 at Piedras Negras (from Coe 1959: Fig 47e)

It is possible that for the Maya it was the nose, rather than the mouth, that operated as a primary conduit of the essence of life. Also, depictions of possible breath volutes that come out from the *mouth* of deceased figures are extremely rare in Maya art. One candidate is portrayed on an Early Classic Plano-Relief tripod vase (see Figure 166 and Figure 172). According to Martin (2005: 177), what is depicted on one side of the vase, is “the Maize God within Sustenance Mountain and the departure of his ‘breath-spirit’ to join the celestial realm.” In the drawing by Simon Martin (for a detail, see Figure 166), a volute appears to emanate from the mouth of the deceased individual. The area around the mouth is, however, rather eroded, as can be seen from the detail of the photo of the vase (see Figure 166), and, consequently, the volute or coil may or may not originate from the mouth.¹⁸³ Also, it is unclear whether the emanation extends all the way (behind the nasal motif and the diadem) to the motif above and to the left¹⁸⁴ of the head of the deceased figure. However, if this is the case – and if the volute emanates from the mouth of the individual – the motif in question might represent the element that departs the body at the moment of death (see also the discussion earlier in this chapter pertaining to the death phrase *k’a’aay u...k sakik’il*).



Figure 166: Detail(s) from a scene depicted on an Early Classic tripod vase (K6547); left: detail from a photo by Justin Kerr (2000: 972); center: detail from a drawing by Simon Martin (2005: Fig. 2a); right: detail from a drawing by Stephen Houston in Kerr 2000: 972 (all images rotated 90 degrees clockwise)

It has been demonstrated that nasal motifs play a vital role in the artistic tradition of the ancient Maya, and it is likely that noses were perceived as conduits of some type of life-force in the world-view of the Maya. A well-known example is the scene from Stela 40 at Piedras Negras, on which Ruler 4 interacts with his deceased mother (or another female figure) who is placed in a tomb below his feet (see Figure 167). The deceased figure is portrayed as being alive, and she has a knotted rope motif projecting from her nose. An identical motif is also connecting the tomb and the world of the living above it. In all probability this imagery is related to the ‘psychoduct’ of the tomb of K’inich Janaab’ Pakal I at the Temple of the Inscriptions at Palenque – a conduit joining the tomb and the outside world (Schele and Mathews 1998: 109, 119, 130; Martin and Grube 2000: 168).

¹⁸³ The scene does, however, show a potential association with the death collocation discussed earlier in this chapter), especially if the wing motif on top of the corpse is interpreted as a *K’A’* sign (see Kerr 2000: 972, Martin 2005: Fig. 2a, and Figure 172 in this volume).

¹⁸⁴ Note that the detail images in Figure 166 are rotated 90 degrees clockwise, and therefore the motif to the left of the head in the original scene is on top of the head in Figure 166.



Figure 167: Stela 40, Piedras Negras (Drawing by John Montgomery in Martin and Grube 2000: 149)

An additional indication of the importance of noses for the ancient Maya is the defacement of nasal areas of individuals portrayed in various monuments in the Maya area. Along with the defacement of faces, the nasal area of various monuments shows damage that cannot be accidental in every single case when only the nose or part of the nose or face of the portrayed figure is damaged. In some instances, when the monuments have fallen down, noses of the portrayed characters might have been damaged accidentally. However, there are indications that the nasal and facial area of various Maya monuments were deliberately defaced in ancient (or later) times as there are numerous examples on which only the nose or the face is damaged, but other parts of the monument remain intact and in pristine condition. In these cases the odds are that the defacement was intentional.

In the case of three-dimensional monuments portraying human figures with protruding noses, the question of deliberate defacement is more problematical (see Figure 168). However, in the case of profile images (see Figure 169 and Figure 170) the issue is less complicated, as natural erosion or accidental breakage cannot produce clear and isolated damage patterns beyond a few instances. A list of potential candidates for monuments that have been defaced intentionally in the nasal or facial area is provided in Appendix A: Table 196 and Appendix A: Table 197.



Figure 168: Details from Stela K (west side) and Stela F (north side), Quirigua (Maudslay 1974 [1889-1902], Vol. II: Plates 47 and 35, respectively)



Figure 169: Panel 3, Cancuen (photo by the author)



Figure 170: Unprovenienced panel (photo by Justin Kerr in Schele and Miller 1986: Pl. 101)

The defacement could have happened in times of trouble, such as warfare and uprisings, and during the abandonment of cities. By defacing the portrayals of (deceased) rulers and other individuals in the monuments, their power and ability to affect the lives of the people left behind was in all likelihood “killed” at the same time. Similar incidents have taken place – and still do – around the world, whether the defacement or vandalism is inspired by political, ideological, or religious impetus.¹⁸⁵

The incentive for the defacement of monuments in the Maya area may have been based on political reasons, but the destruction of faces and nasal areas of individuals portrayed on the monuments points to motivations that are not only mundane, but in all likelihood based on the belief that *prima facie* inanimate objects are actually alive. The destruction of the faces (or only the nasal areas) is in all probability motivated by other – although related – reasons, than the burning, breaking, or total obliteration of monuments.

Besides archaeological evidence, there is also epigraphic substantiation, albeit implied, for the destruction of monuments. On Stela 16 (D2-C3) at Dos Pilas (see Figure 171) and on Stela 2 (at D1-C2) at Aguateca, there is a phrase written as **CH’AK-ka u-tz’i-ba-li pa-ti K’AWIL** (*ch’a[h]ka[j] utz’ib’aal? paat k’awi[i]l*) or “it was hacked, (the) writing/painting (of the) back/skin (of?) K’awiil”. This phrase is preceded by a warfare-related “star war” verb¹⁸⁶ referring to an event that took place one day prior to the “hacking” episode.¹⁸⁷ The odds are that the hacking refers to something tangible, such as monuments or portable items with text and/or images.




Figure 171: Dos Pilas, Stela 16: D2-C3 (adapted after Graham 1967: Fig. 7)

Another indication of the association between death or resurrection imagery and motifs with apparent connections to nasal motifs has already been discussed in relation to the scenes rendered in several bones from Burial 116 at Tikal (see Chapter 5.4.6 and earlier in this chapter). The gesture of the principal figure and various animal or anthropomorphic animal figures in the set of three bones (see Figure 106) is analogous to the gesture portrayed on a funerary scene portrayed on an Early Classic tripod vase (see Figure 172 and Figure 173), with apparent associations to mourning. Besides this evident relation to grieving, death, and funerary imagery, the Tikal bones show a common Maya pictorial metaphor of death as a journey through the “watery underworld” (Schele and Miller 1986: 270).

¹⁸⁵ Defacing and destroying monuments is not uncommon in the history of the human race – quite the contrary. In ancient Egypt monuments were defaced for religious and political reasons; in ancient Rome, images of ostracized emperors, such as Caligula, were defaced and destroyed, and coins with their images melted; in the 16th-century England, Catholic icons were destroyed during the protestant reformation; before, during, and after the Second World War, numerous monuments were defaced and destroyed around the world; in mid-20th-century Tibet, numerous Buddhist artifacts were destroyed by Chinese communists; in 20th-century Russia and the Soviet Union, statues of the Czars, and later Lenin, were defaced, and unpopular people were erased from photographs; and in the early 21st-century Afghanistan and Iraq, statues of Buddha and Saddam Hussein were defaced and destroyed, respectively.

¹⁸⁶ Marc Zender has proposed a reading **CH’AY** with the meanings “to lose (out)” and “to be destroyed or devastated” (among others) for the “star war” verb in a letter circulated on April 1, 2004.

¹⁸⁷ In Proto-Ch’olan (Kaufman and Justeson 2003) **ch’äk* is glossed as “to injure” and in Ch’orti’ (Wisdom 1949) *ch’aki* is glossed as “[to] cut or hack, chop down, wound”. The verb has also interesting derivatives in Ch’orti’, such as *ch’ahkib’* “machete”, *ch’akon* “wound”, *ah ch’akoner* “wounder, murderer”, and *ch’aku’* “woodpecker”.



Figure 172: An Early Classic Plano-Relief tripod vase (photo by Justin Kerr [file no. K6547])



Figure 173: Detail from an Early Classic Plano-Relief tripod vase
(Drawing by the author based on a photo by Justin Kerr [file no. K6547])

As discussed in Chapter 5.4.6, there is a set of three interrelated scenes in the bones with possible narrative implications. As will be remembered, there are three distinct canoe scenes incised on three separate bones, whereof one scene depicts the canoe in horizontal position and two show the canoe sinking under the surface of the water (see Figure 106). The principal figure in the scene (Maize God, Jasaw Chan K'awiil I, or the king impersonating the Maize God), is flanked by four animal figures with anthropomorphic attributes (an iguana, a spider monkey, a parrot, and a dog), along with a pair of Paddler Gods steering the canoe at the bow and aft of the canoe in the horizontal "episode", and each Paddler individually in the middle of the canoe in the two scenes where the canoe is sinking.

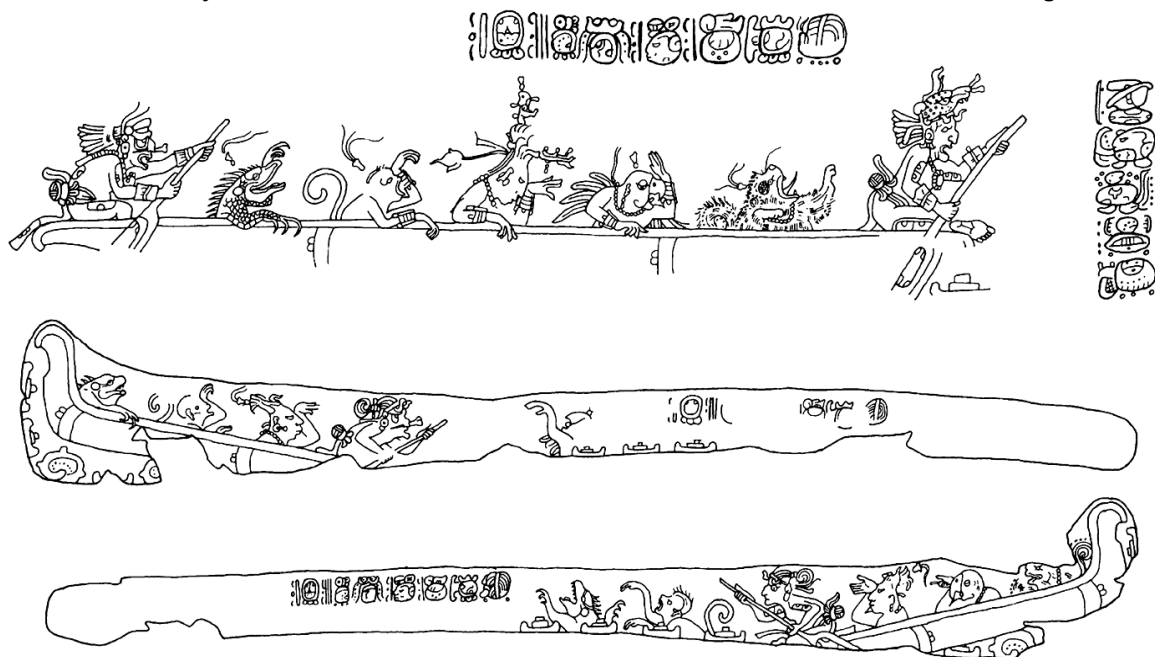


Figure 174: Incised bones from Burial 116, Tikal (drawings by Linda Schele in Schele and Miller 1986: Fig. VII.1)

Each scene portrays type ‘sc w/f’ motifs on the back of the heads of the figures in altering positions; in one scene the principal figure does not have the motif anywhere, but the animals have it on the back of their heads, and in the other two scenes the principal figure has the motif on the back of his head but the animals are not assigned with one. As mentioned in Chapter 5.4.6, it can be speculated whether this arrangement is deliberate or purely unintentional, due to the fact that the three scenes come from three individual bones, and, consequently, cannot be securely interpreted as a narrative. Nevertheless, the pattern of the presence and absence of the motifs in question argue for the interpretation that the arrangement is intentional.



Figure 175: Incised bone from Burial 116, Tikal (drawing by Linda Schele [n.d.])

However, in yet another related scene, the principal figure is once again seated in the canoe, this time with one Paddler, an anthropomorphic iguana, spider monkey (with only the tail visible), and an anthropomorphic dog. The scene is similar to the other examples, but at the same time it is different in many respects: the bow of the canoe is personified as a zoomorphic dragon-like creature, the water scrolls are missing (or replaced with a round design with an internal cross and type ‘sc’ motifs on its side), the parrot is not represented, the iguana has a headband, the principal figure has a different earspool, and, more importantly, he is assigned with a nasal motif, vividly indicated by a pointing finger.

Quenon and Le Fort (1997: 891) compare the sinking or descending canoe scenes on the Tikal bones to the imagery depicted on an Early Classic bowl found in a mound on the Río Hondo in Southern Quintana Roo (see Figure 176). In their analysis, the scene on the bowl depicts (along the bottom water band) souls of the dead that are oriented in a counter-clockwise direction (facing left), and, above this, “nude human beings and fish-snakes with human or possibly Maize God heads emerging from their mouths” oriented in a clockwise direction (facing right). In their interpretation, the “Río Hondo bowl iconography uses opposite directions to express the journey of the dead souls into the watery Underworld, their rebirth, and eventual resurrection” (*ibid.*), and “[t]his opposition parallels the descent of the dead Maize God into the watery Underworld as seen on some of the Tikal canoe bones [with a reference to the bones illustrated in Figure 106 of the present volume] and his subsequent emergence from the Underworld at resurrection time” (*ibid.*).

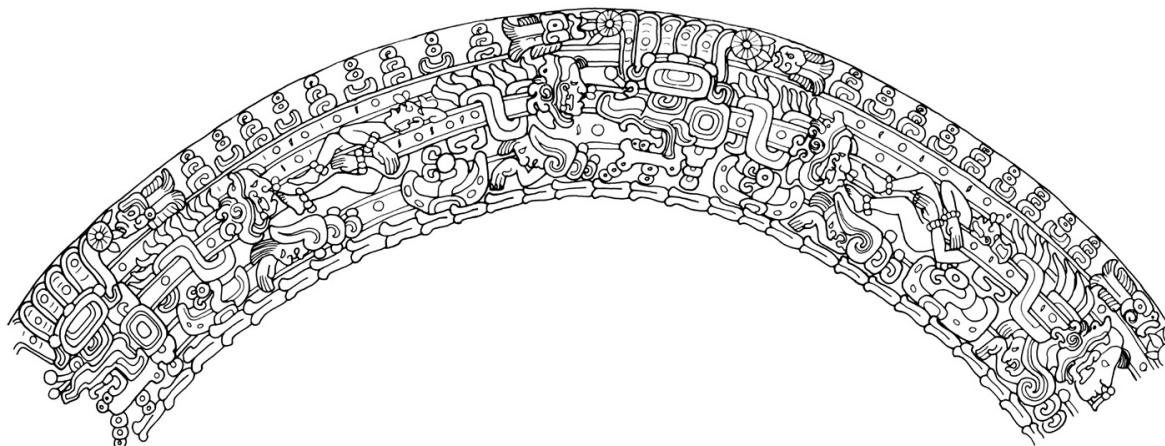


Figure 176: Roll-out drawing of the sides of an Early Classic bowl with a lid from Southern Quintana Roo (Drawing by Linda Schele in Schele and Miller 1986: Plate 106a)

These scenes are not, in point of fact, comparable in regard to the opposition, since both canoes on the Tikal bones are clearly submerging – being more or less mirror images of each other. Moreover, the hand gesture of most figures in both descending canoe scenes indicates sorrow as in the funerary context scene on the Early Classic Plano-Relief tripod vase (see Figure 172 and Figure 173) and clearly indicates a passing to the underworld rather than rebirth or resurrection.¹⁸⁸ However, what is interesting in the Río Hondo bowl imagery is the opposition of the presence and absence of nasal motifs on the two distinct interior “levels” of the scene, as all six characters on the top interior level have nasal motifs, but none of the four characters on the lower interior level are assigned with one. The reason for this opposition can either be intentional (by making it explicit that the characters on one level are assigned with nasal motifs whereas the others are not) or, conversely, the opposition may be based on the identity of the characters, i.e., the individuals emerging from the shells on the lower interior level are considered different in one way or another in comparison to the characters portrayed on the upper interior level.

*[...] bini hokoc U booc tu nij ti ma uchac U muclabale
 bin boboc nij tabac loe
 U lakintob V noh etail tobi xan
 mahancen bin nahebalob tu cijyl U booc U kuil miatzilob
 tu nij U natob
 bala yanni Ua yet kin yet ppisan ta thanex
 U hach tuil U booc yt hach lobil U boc U miatz baalcaah
 tu nij U naat yetel tu nij U pixan Uinic*

*[...] his scent will come forth to the nose, impossible that it be hidden
 he will be tracked down by that
 He makes them His friends; His great company is for them also
 manifestly, they will find merit in the sweetness of the scent of their divine wisdom
 to the nose of their understanding
 So must it not be equal, comparable, in your opinion,
 the real fetid odor and the real bad odor of the wisdom of the world,
 to the nose of the understanding and to the nose of the soul of man*

Whalen (2003: ms: 112)

¹⁸⁸ Whether the rebirth or resurrection is implied in the narrative can only be speculated, and whether there are additional bones with scenes that explicitly illustrate ascent of the canoes or other indications of rebirth, have not emerged in the research literature.

CONCLUSIONS

The representation of nasal motifs in Maya art portrays considerable variation, ranging from unembellished to highly elaborate designs. The distribution of the motifs exhibits substantial divergence in typological, diachronic, and synchronic respects, as well as in relation to agents associated with the motifs. Furthermore, patterns pertaining to the presence and absence of nasal motifs in specific scenes or scene categories are noticeable. These patterns are perceptible not only in regard to the category of the scenes (such as historical vs. supernatural scenes), or the type of the artwork, but also in reference to the agents portrayed in the scenes. Moreover, there are distinct diachronic tendencies in the distribution of scenes portraying or excluding nasal motifs.

Nasal motifs appear to be the most prevalent in scenes with supernatural aspects, with an average relative frequency of ~62.27 % in monumental art and ceramics combined (compared to ~27.12 % in historical or otherwise realistic scenes). Nasal motifs are also more frequently attributed to deity figures than human characters, and also more commonly assigned to male than female figures. The lowest frequencies of nasal motifs pertaining to any category of agents represented in Maya art are found in association with animal and captive figures. The relatively high frequency of nasal motifs ascribed to deities and various principal figures portrayed in Maya art, as opposed to the very low frequency in relation to secondary figures and captives, points to the interpretation that nasal motifs are associated with some type of esteemed status or quality of the agents bearing the motifs.

Regarding the diachronic distribution patterns of the occurrence of nasal motifs, there are noticeable tendencies to be discerned. While the Early Classic period demonstrates the highest frequency of all time periods, there is a clear decrease in the frequency of nasal motifs from the Early to Middle Late Classic periods, with a revitalization during the Terminal Classic period. The Postclassic demonstrates a high rate of recurrence of ‘nose bars’, that are obviously factual nose ornaments, with the decline in both typological distribution and frequency of nasal motifs towards the Late Postclassic, leading to a ~0.84 % frequency of nasal motifs in the Madrid Codex. The emergence of (plain) nose bars in Maya iconography has precedents in the Late Preclassic monuments of the Southern Highlands, as well as sporadic appearances at Tikal during the Late Early Classic period, and another arrival during the Terminal Classic period at various sites in Yucatan and at Seibal, Machaquila, and Jimbal in the Central Maya Lowlands. The emergence of these alleged ‘Mexican’ traits (Proskouriakoff 1950: 59) is a complicated issue, but the irregular diachronic and synchronic distribution patterns of nose bars in Maya iconography during the unbalanced or deviating eras in Maya history can be used as a further evidence of the rupture in the “old order”.

Concerning the overall synchronic distribution patterns of the presence and absence of nasal motifs, it seems that the western part of the Maya areas (west of Yaxchilan) is, generally speaking, less likely to portray nasal motifs than the central or eastern part. The lowest individual frequencies of nasal motifs are found at La Pasadita, Palenque, Tonina, and Edzna, whereas the highest frequencies are found at Quirigua, Copan, Uxmal, and Tikal. Differences in synchronic typology of nasal motifs are also present, as is evident from the paragraph above. In addition to plain nose bars, there are also nose bars with feather appendages that demonstrate restricted synchronic (and diachronic) distribution patterns, being almost exclusively a trait of Yaxchilan and the environs. Additionally, there are other types of nasal motifs with limited distribution patterns, both in the synchronic and diachronic respect. Maya ceramics, moreover, show variation in the typology of nasal motifs, yielding regional differences. In many cases these variations are based on artistic tradition (i.e., regional style), and many types of nasal motifs appear to be variants of each other, rather than being discrete types of motifs.

Patterns pertaining to the position of nasal motifs were also observed during the course of the statistical analyses, and it became obvious that the foremost rationale behind the variation in the placement of the motifs has to do with the material of the artwork rather than anything else. However, there are noticeable diachronic distribution patterns in ceramics with the overall tendency being that

the frequency of nasal motifs touching the nose (in contrast to being positioned away from the nose) tends to decrease gradually from the Early Classic period onwards, until a sudden increase is to be observed in the frequency during the Terminal Classic period. It is conceivable that these patterns reflect changes in the meaning of nasal motifs through time, as it is possible that various types of nasal motifs began as mere nose ornaments, but were later assigned with further connotations.

The existence of these supplementary connotations is markedly underlined in specific types of paired scenes, demonstrating also that the presence and absence of nasal motifs plays a role in the narrative dimension of pictorial ceramics. The opposition in the presentation of nasal motifs in these scenes points, again, to the interpretation that specific types of nasal motifs are associated with a certain type of quality, status, or state of the individuals attributed with such motifs. The meaning and implications of various types of nasal motifs cannot be, however, fully appreciated without a careful examination of the diachronic and synchronic distribution of the motifs. Bearing in mind the temporal span of the portrayal of nasal motifs in Maya art (ca. 1900 years), it must be put to question whether any type of iconographic motifs carries the same meaning throughout the time.

Concerning the general meaning of nasal motifs, there is no single solution. Taking into consideration the immense variation of nasal motifs, it is obvious that there is considerable variation as to their meaning and implications. Although some nasal motifs are evidently factual nose ornaments worn by the Maya, a number of various types of nasal motifs are clearly associated with the non-physical world. Based on the research pertaining to the typology of nasal motifs and different agents involved with nasal motifs, as well as analyses based on parallel scenes, it has become evident that certain types of nasal motifs are associated with the quality, status, or state of the characters assigned with nasal motifs more than others.

Nasal motifs with such supplementary connotations are sometimes difficult to distinguish from those that apparently depict mere nose ornaments. Analyses based on various scenes, along with agent-dependent analyses, have exposed that various types of nasal motifs, such as shuttlecocks, tassels, separate multipartite motifs, round designs (depending on their position), knotted motifs, dragon snouts, tripartite and quadripartite motifs, scrolls, and type '2nm' nasal motifs, are more intimately associated with non-mundane connotations than, for example, round designs under the nose, nose bars, and dorsal nasal motifs. However, the meaning of nasal motifs cannot be extracted or derived from the type of the motif alone, but rather it should be checked against the context where a specific nasal motif appears.

The origin of various designs of nasal motifs is strongly tied to the natural environment in the form of designs deriving from various aspects of flora and fauna present in the Maya areas, ranging from flowers and feathers to bones. Other parallels are found in the assembly of man-made artifacts, such as jadeite beads and tubular artifacts. As has been pointed out by Houston and Taube (2000: 265-273), flowers and jadeite are closely connected to breath throughout Mesoamerica, and as both are frequently present in the form of nasal motifs, there is supporting evidence that such nasal motifs connote breath, and, more generally, the essence of life. A well-known death euphemism – or a re-analyzed *difrasismo* – in Maya hieroglyphic writing insinuates the connection between a life force, breath, and flowers: *k'a'ay u...k usakik'il* or “it got wilted/withered, his/her flower?, his/her white/clean wind/breath”. If the entities that become wilted or withered in the *difrasismo* are, indeed, connected to flowers and breath, there are good chances that some, although not all, nasal motifs connote a life force or essence, and the lack or withdrawal of them results in death.

Consequently, at least some of the nasal motifs are clearly associated with the life essence including possible additional connotations, such as a lofty or distinguished status. This interpretation also finds compelling validation in the fact that deity figures are more frequently assigned with nasal motifs than mortals. Moreover, the high frequency of nasal motifs attributed to human figures in scenes with supernatural aspects points to the interpretation that nasal motifs not only connote a status, but also a state or condition of the dignitaries associated with them. Rather than connoting death or the last

breath, as has been presumed based on the high frequency of nasal motifs in ‘otherworldly’ scenes, the presence of nasal motifs indicates quite the opposite, i.e., life and continuation.

This interpretation is also in accordance with the ancient Maya perception of rebirth and resurrection: i.e., even though a person is *prima facie* dead in the *etic* sense of the word, he or she is very much alive in the *emic* sense of the word. This seems to be the case, however, with privileged individuals only, as human beings that are portrayed as being lifeless (such as sacrificial victims) are hardly ever assigned with nasal motifs. The fact that, for example, the decapitated head of the Maize God is assigned with a nasal motif is not because he is *dead*, but because he is considered to be *alive*. At first sight this may support the interpretation that specific types of nasal motifs connote death after all, or at least the end of mundane life, but the fact that nasal motifs are frequently assigned to various figures in Maya art – whether the individuals are *prima facie* dead or not – does not support this argument.

Consequently, it seems reasonable to assert that nasal motifs do *not* connote the last breath, passing away, or death, but, rather, to a specific type of state, condition, status, or quality of the individuals assigned with the motifs. This interpretation also finds strong support also in the fact that various identified human individuals depicted in Maya art with nasal motifs in supernatural settings are far from being dead at the time to which the image or scene refers. Moreover, in many instances when identified historical figures (that are known to be alive at the point of the portrayal of the individual) are assigned with nasal motifs, they appear to be impersonating various divinities. In all likelihood, the nasal motifs in these instances mark the state or condition of the person who is etically *posing* as the deity figure, but emically *transformed* into a given divinity.

Nasal motifs can be found in the iconography of most Mesoamerican cultures in all varieties. The origin of most motifs appears to be in factual nose ornaments and many of the various types of the nasal motifs continued to represent actual ornaments worn around the nasal area. However, there is also a lengthy history of nasal motifs that cannot be straightforwardly attributed to actual nose ornaments. These motifs, with evident associations to non-mundane aspects, thrived especially in the art of the ancient Maya.

In addition to examining the representations of nasal motifs and their contextual implications in Maya art, a secondary focus of the present study was to re-evaluate the rationale behind various classifications and labels pertaining to diverse characters and creatures in Maya art. Based on the need for a methodical classification for carrying out statistical analyses, a re-evaluation based on both etic and emic approaches was found to be necessary. The extensive number of divinities and the even greater number of various manifestations and conflations of deities and miscellaneous creatures has continuously made the categorization attempts exceptionally complicated. At the same time, however, these classifications should only be regarded as analytical tools used for research purposes to enable scholars to categorize entities that are alien to them, and to facilitate statistical research and analyses that are necessary in the process of exposing agent-dependent distribution patterns. Although from an emic point of view these classifications are essentially inexact and ultimately unnecessary, they prove to be valuable research tools in the process of reconstructing the world around the ancient Maya, as long as the *Tractarian* ladder¹⁸⁹ is thrown away at the end of the process – or at least some of the rungs replaced with emic labels.

The emic approach of a past culture in general, and ancient Maya culture in particular, is obviously a theoretical construction based on textual vestiges and on analogies derived from the facets of colonial and present-day Maya cultures – rather than a ‘pure’ emic perspective as defined by Pike (1954). Although a mere approximation at best (of the ancient Maya way of perceiving the world around them), the pursuit for an emic perspective yields a better understanding of the past Maya culture, leading ultimately to a prolific fusion of etic and emic approaches. This fusion is best represented in an interdisciplinary study employing epigraphic, linguistic, iconographic, and archaeological sources and methods, merged with aspects derived from the contemporary Maya culture(s).

¹⁸⁹ See Wittgenstein (n.d.: 6.54).

Although the central theme and primary focus of this study has been the distribution and interpretation of nasal motifs in Maya art, a transparent presentation of the processes involved in the research *itself* have been accentuated and considered nearly equal in importance to the actual subject of this study. This emphasis was based on the need to establish an archetypal methodology that can be applied to any further research involving the analysis of iconographic elements, motifs, and themes, and their contextual implications. The only satisfactory means to achieve this is a combination of an extensive enough sample, a profuse amount of statistics to expose patterns that would otherwise elude observation, a rigorous methodology to analyze the statistics, and interpretation followed by a re-evaluation of the research results.

ABSTRACT

The primary focus of this study is on the examination of the representations of nasal motifs and their contextual implications in the ancient Maya art with a special focus on detecting diachronic, synchronic, agent-dependent, and typological distribution patterns based on statistical research.

The distribution of the motifs exhibits substantial divergence in typological, diachronic, and synchronic respects, as well as in relation to agents associated with the motifs. Also, patterns pertaining to the presence and absence of nasal motifs in specific scenes or scene categories are noticeable. These patterns are perceptible not only in regard to the category of the scenes (such as historical vs. supernatural scenes), or the type of the artwork, but also in reference to the agents portrayed in the scenes. Furthermore, there are distinct diachronic tendencies in the distribution of scenes portraying or excluding nasal motifs.

Regarding the diachronic distribution patterns of the occurrence of nasal motifs, there are noticeable tendencies to be discerned. While the Early Classic period demonstrates the highest frequency of all time periods, there is a clear decrease in the frequency of nasal motifs from the Early to the Middle Late Classic periods, with a revitalization during the Terminal Classic. The Postclassic period demonstrates a high rate of recurrences of ‘nose bars’, which are obviously factual nose ornaments, with the decline in both typological distribution and frequency of nasal motifs towards the Late Postclassic, leading to an extremely low frequency of nasal motifs in the Madrid Codex. Regarding the overall synchronic distribution patterns of the presence and absence of nasal motifs, it is noticeable that the western part of the Maya areas is, generally speaking, less likely to portray nasal motifs than the central or eastern part of the Maya areas.

Based on statistical research, it has also become obvious that nasal motifs are more prevalent in scenes with supernatural – rather than mundane – aspects. Nasal motifs are also more frequently attributed to deity figures than human characters, and are also more commonly assigned to male than female figures. The lowest frequencies of nasal motifs pertaining to any category of agents represented in Maya art are found in association with animal and captive figures. The relatively high frequency of nasal motifs ascribed to deities and various principal figures portrayed in Maya art, as opposed to the very low frequency in relation to secondary figures and captives, points to the interpretation that nasal motifs are associated with some type of esteemed status or quality of the agents assigned with the motifs.

A proposed existence of supplementary connotations pertaining to nasal motifs is markedly underlined in specific types of paired scenes, demonstrating that the presence and absence of nasal motifs also plays a role in the narrative dimension of pictorial ceramics. The opposition in the presentation of nasal motifs in these scenes points to the interpretation that specific types of nasal motifs are associated with a certain type of quality, status, or state of the individuals attributed with such motifs. The meaning and implications of various types of nasal motifs cannot be, however, fully appreciated without a careful examination of the diachronic and synchronic distribution and the iconographic context of the motifs.

This study is a detailed investigation restricted to a specific series of iconographic motifs defined largely, but not exclusively, by controlled placement and position, rather than form or design. The advantage of such an examination is the extensiveness and ramifications of the research questions over the quantity of the subject matter. Also, this type of methodology allows one to perform in depth analyses based not only on typology, diachronic or synchronic distribution, but also on various agents associated with the motifs, on different media, function, and context of the artworks, on regional variation, and on a range of scene categories incorporating or excluding motifs under scrutiny.

Key words: ancient Maya, Maya art, Maya iconography, Maya hieroglyphs, Maya ceramics, palaeoiconography